



US00D474898S

(12) **United States Design Patent**
Ilaria et al.

(10) **Patent No.:** **US D474,898 S**

(45) **Date of Patent:** **** May 27, 2003**

(54) **RECTANGULAR FRAME WITH ARCUATE BORDER**

D414,077 S * 9/1999 Ilaria et al. D7/588
D430,735 S * 9/2000 Wistehuff, Sr. D6/306
D451,685 S * 12/2001 Hermanson et al. D6/303

(75) Inventors: **Peter V. Ilaria**, Whippany, NJ (US);
William Macowski, Barnegat Light, NJ (US)

* cited by examiner

Primary Examiner—Janice E. Seeger

(73) Assignee: **Tropar Manufacturing Co., Inc.**,
Florham Park, NJ (US)

(74) *Attorney, Agent, or Firm*—Gottlieb, Rackman & Reisman

(**) Term: **14 Years**

(57) **CLAIM**

(21) Appl. No.: **29/160,394**

The ornamental design for a rectangular frame with arcuate border, as shown and described.

(22) Filed: **May 13, 2002**

DESCRIPTION

(51) **LOC (7) Cl.** **06-07**

(52) **U.S. Cl.** **D6/300**

(58) **Field of Search** D6/300–303, 308–314;
40/700, 711, 714, 715, 721, 722, 735, 737–739,
790, 798, 800; D11/132

FIG. 1 is a front elevational view of a rectangular frame with arcuate border, showing our new design;
FIG. 2 is a right side elevational view thereof, the left side elevational view being a mirror image thereof;
FIG. 3 is a bottom plan view thereof, the top plan view being a mirror image thereof;
FIG. 4 is a rear elevational view thereof; and,
FIG. 5 is a cross-sectional view, taken along the lines 5—5 of FIG. 1.

(56) **References Cited**

U.S. PATENT DOCUMENTS

D148,612 S * 2/1948 Friedman D6/300
D244,158 S * 5/1977 Averill D6/300

1 Claim, 2 Drawing Sheets

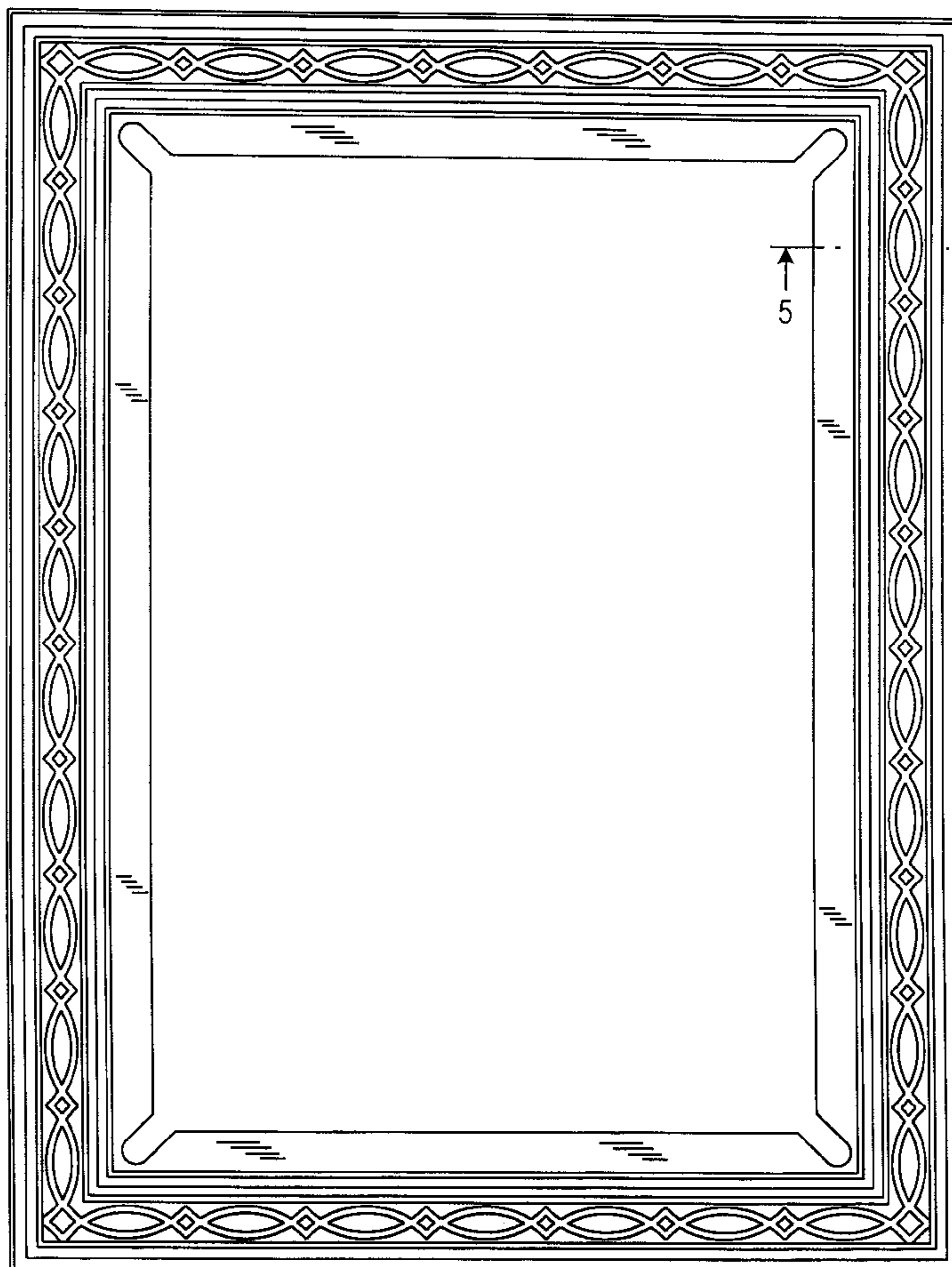


FIG. 1

FIG. 2




FIG. 3

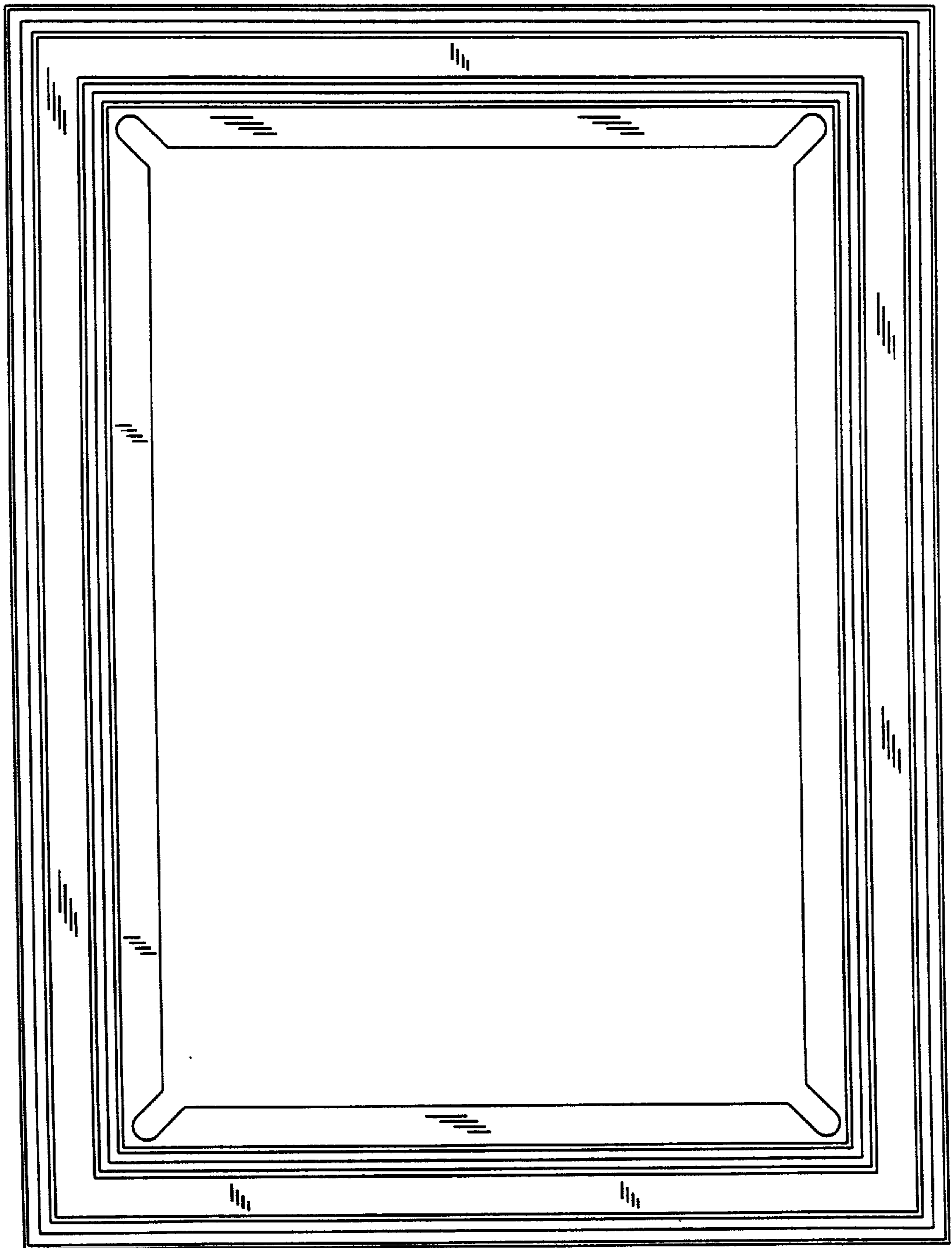


FIG. 4



FIG. 5