



US00D474880S

(12) **United States Design Patent**  
**Cintron**

(10) **Patent No.:** **US D474,880 S**

(45) **Date of Patent:** **\*\* May 27, 2003**

(54) **SHOE SOLE**

(75) **Inventor:** **Arthur G. Cintron**, Marlborough, MA (US)

(73) **Assignee:** **The Rockport Company, LLC**, Canton, MA (US)

(\*\*) **Term:** **14 Years**

(21) **Appl. No.:** **29/166,321**

(22) **Filed:** **Aug. 27, 2002**

D337,427 S	7/1993	Tonkel	
D337,880 S	8/1993	Foster	
D348,558 S	* 7/1994	Saez .....	D2/956
D350,640 S	* 9/1994	Kayano et al. ....	D2/957
D374,118 S	* 10/1996	McKinstry et al. ....	D2/960
D394,143 S	5/1998	Sink	
D407,892 S	* 4/1999	Gaudio .....	D2/960
D442,358 S	* 5/2001	Nason .....	D2/960
D455,895 S	* 4/2002	Yang .....	D2/955
D465,902 S	* 11/2002	Ammon et al. ....	D2/902
D467,711 S	* 12/2002	Chen .....	D2/956
D468,518 S	* 1/2003	Sedlbauer .....	D2/959

\* cited by examiner

**Related U.S. Application Data**

(62) Division of application No. 29/142,367, filed on May 25, 2001.

(51) **LOC (7) Cl.** ..... **02-04**

(52) **U.S. Cl.** ..... **D2/960; D2/951; D2/953; D2/957**

(58) **Field of Search** ..... D2/896, 902, 908, D2/909, 914, 946-949, 951-962, 967, 972, 977; 36/7.1, 7.2, 7.3, 7.5, 14, 22 R, 25 R, 32 A, 32 R, 59 R, 239

**References Cited**

**U.S. PATENT DOCUMENTS**

D229,524 S	* 12/1973	Askew	
D242,091 S	* 11/1976	Tornero	
D247,138 S	* 2/1978	Krome .....	D2/908
D262,581 S	* 1/1982	Chevallereau .....	D2/908
D265,437 S	* 7/1982	Vermonet .....	D2/908
D301,391 S	6/1989	Duclos et al.	
D313,114 S	* 12/1990	Aveni .....	D2/953
D318,753 S	* 8/1991	Hatfield .....	D2/953

*Primary Examiner*—Celia Murphy

(74) *Attorney, Agent, or Firm*—Sterne, Kessler, Goldstein & Fox PLLC

(57) **CLAIM**

The ornamental design for a shoe sole, as shown and described.

**DESCRIPTION**

FIG. 1 is a bottom plan view of a shoe sole showing my new design;

FIG. 2 is a left side elevational view thereof;

FIG. 3 is a right side elevational view thereof;

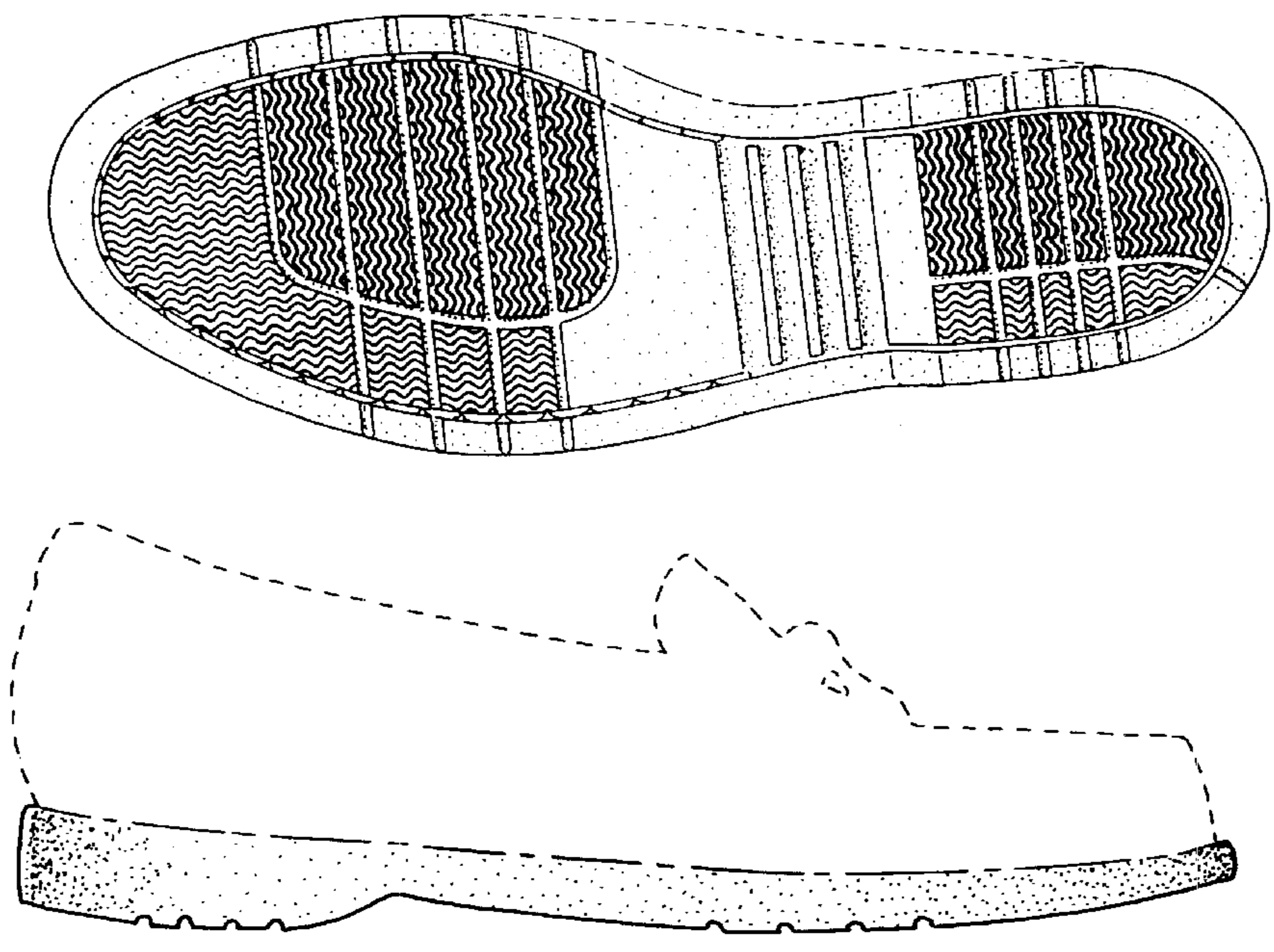
FIG. 4 is a front elevational view thereof; and,

FIG. 5 is a rear elevational view thereof.

The broken line showing of a shoe upper in the Figures is environmental and forms no part of the claimed design.

The broken line along the upper edge of the shoe sole represents the boundary of the design, and forms no part of the claim.

**1 Claim, 4 Drawing Sheets**



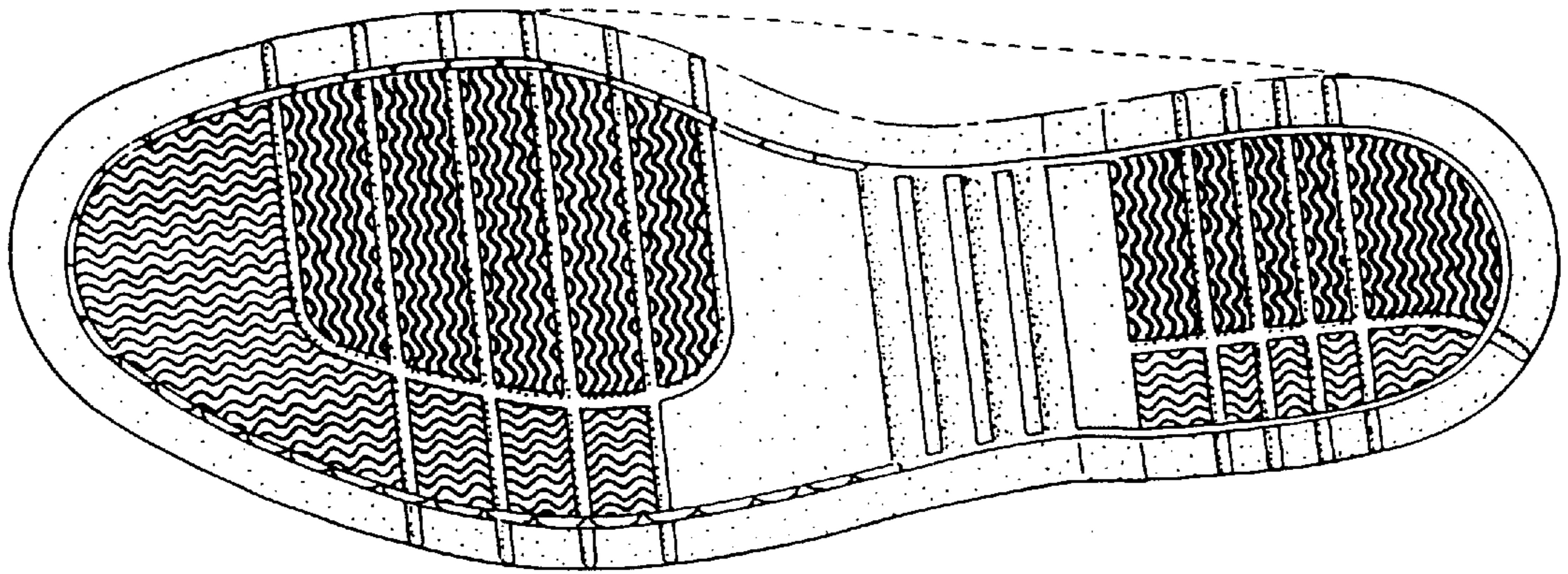


FIG. 1

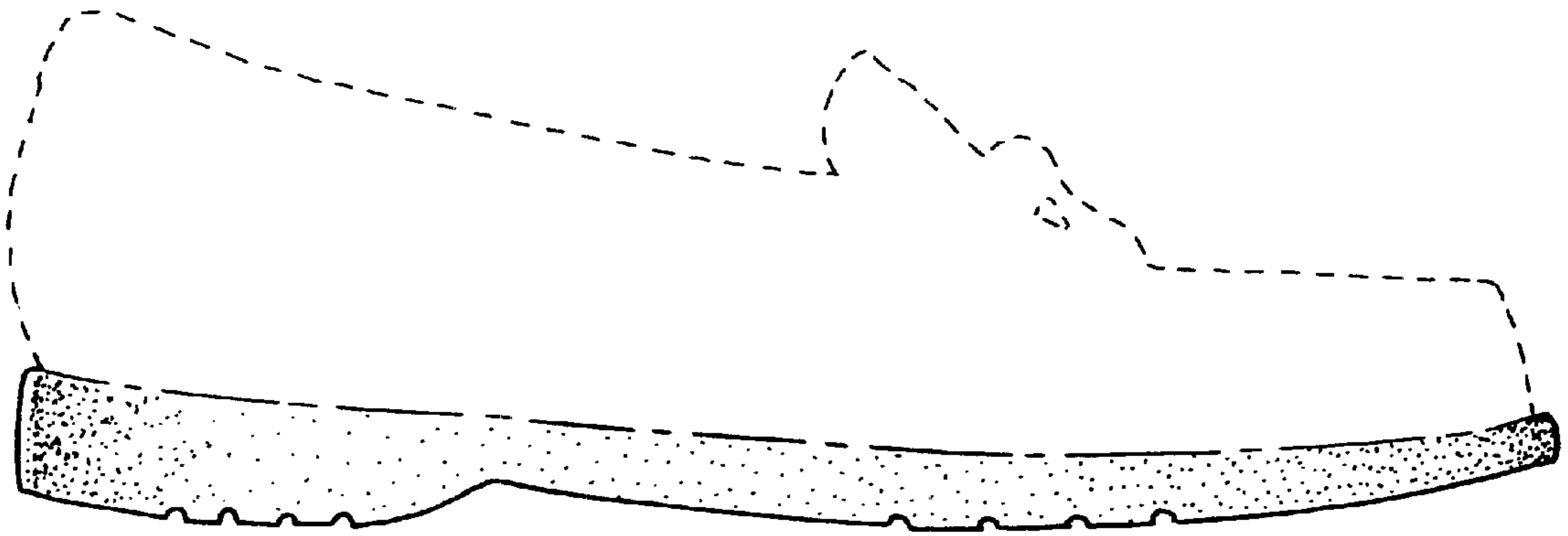


FIG. 2

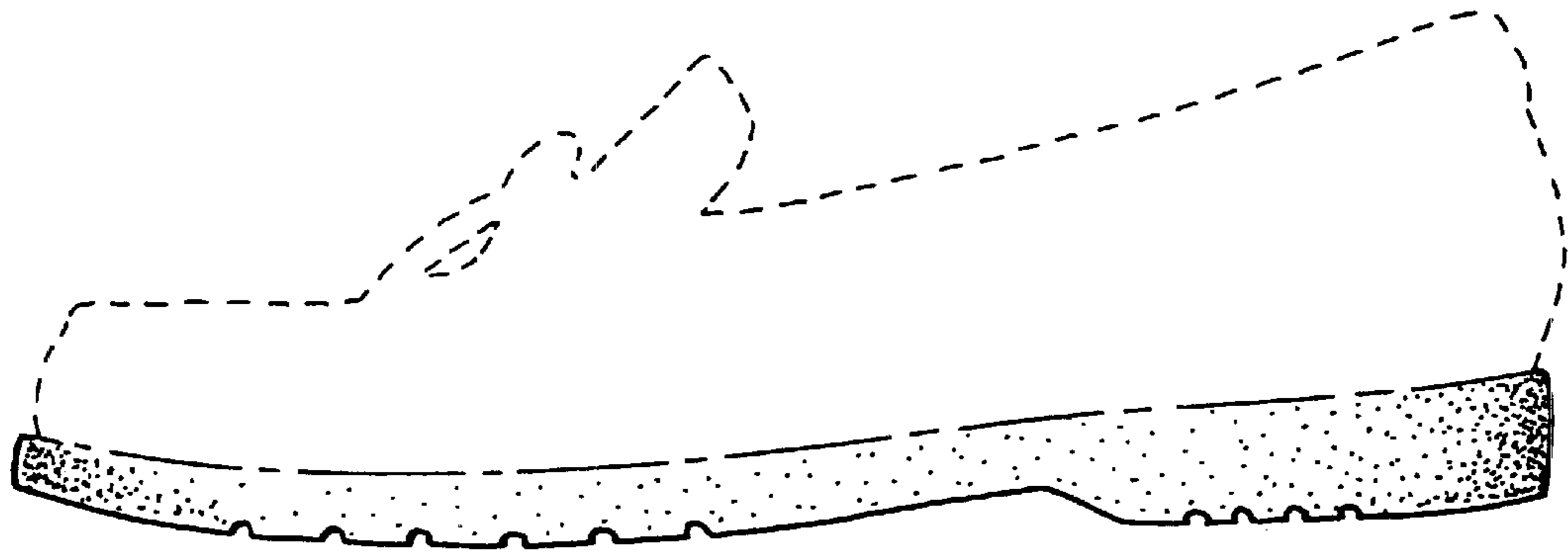


FIG. 3

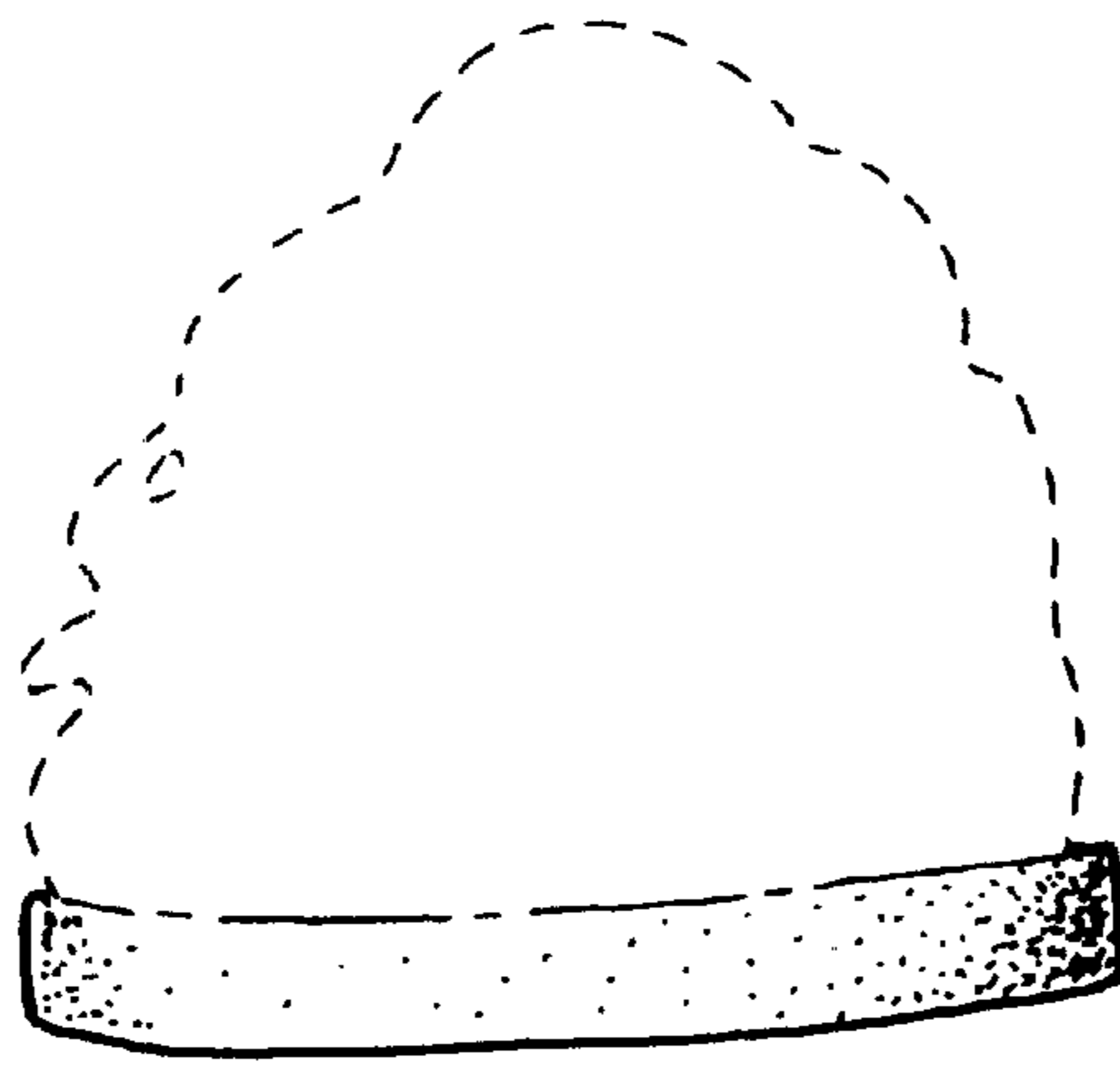


FIG. 4

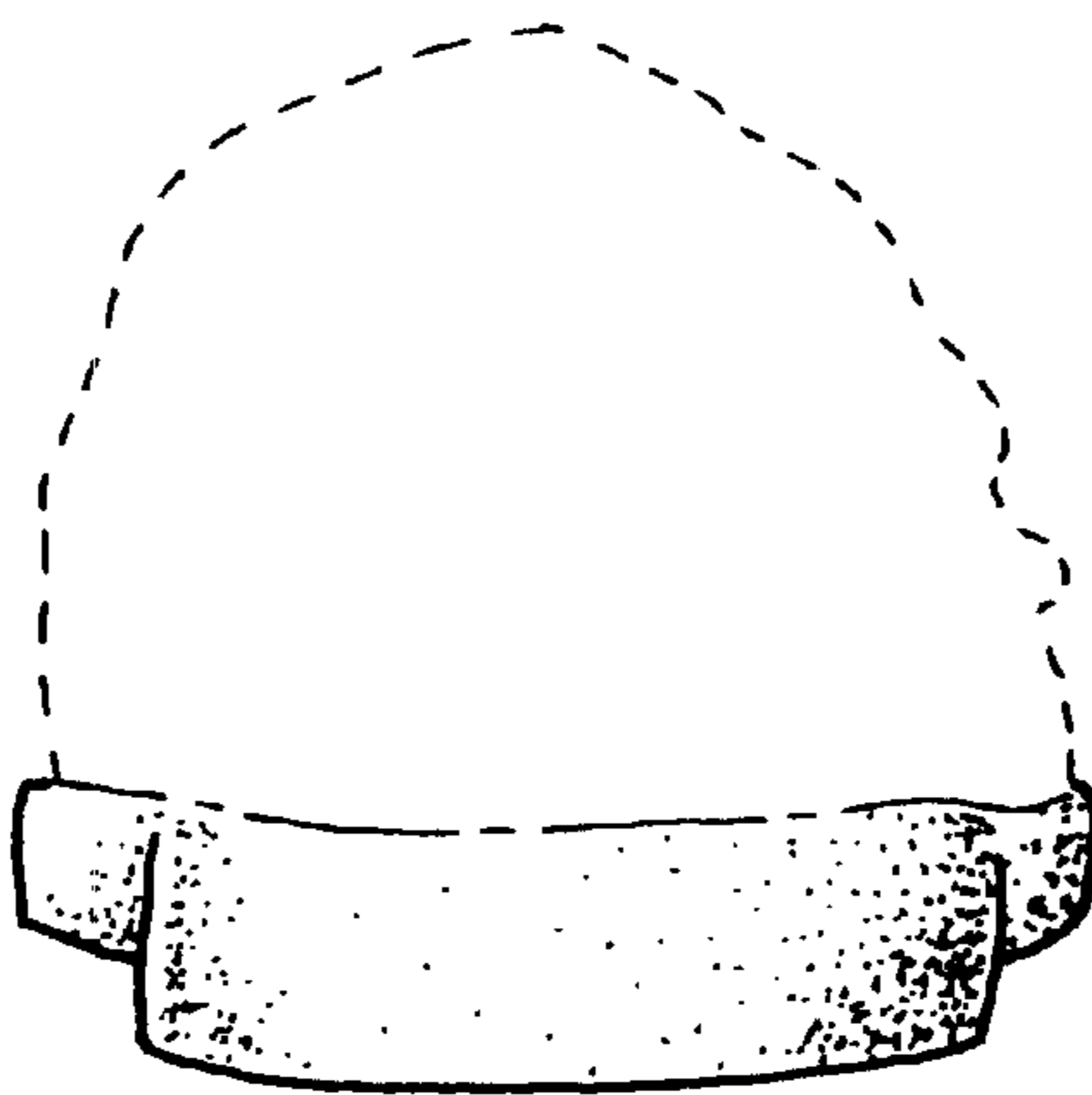


FIG. 5