



US00D474878S

(12) **United States Design Patent**
Matis

(10) **Patent No.:** **US D474,878 S**

(45) **Date of Patent:** **** May 27, 2003**

(54) **FOOTWEAR SOLE**

(75) Inventor: **Clark A. Matis**, Charlotte, VT (US)

(73) Assignee: **Wolverine World Wide, Inc.**,
Rockford, MI (US)

(**) Term: **14 Years**

(21) Appl. No.: **29/161,496**

(22) Filed: **May 30, 2002**

(51) **LOC (7) Cl.** **02-04**

(52) **U.S. Cl.** **D2/953; D2/956; D2/960**

(58) **Field of Search** D2/897, 902, 908,
D2/909, 914, 946-949, 951-962, 967, 972,
977; 36/7.3, 7.5, 14, 22 R, 25 R, 32 R,
3 B, 59 R

(56) **References Cited**

U.S. PATENT DOCUMENTS

D441,944 S	*	5/2001	Rogers	D2/956
D447,616 S	*	9/2001	Bandini et al.	D2/954
D447,854 S	*	9/2001	Rogers	D2/957
D447,855 S	*	9/2001	Bramani	D2/957
D449,729 S	*	10/2001	von Conta	D2/956
D456,982 S	*	5/2002	Rogers	D2/957
D459,061 S	*	6/2002	Lotti	D2/952
D459,067 S	*	6/2002	Lotti	D2/962
D460,608 S	*	7/2002	Laberge et al.	D2/957
D461,946 S	*	8/2002	Burt	D2/951
D463,097 S	*	9/2002	Matis et al.	D2/956

OTHER PUBLICATIONS

Merrell Fall 2002 Catalog, pp. 4-5, 8-13, 44-45, 48-49 and 52-53.

Merrell Spring 2002 Catalog, pp. 22-27, 48-51 and 73-74.

Merrell Fall 2001 Catalog, pp. 1-3, 20-21, 38-41, 46-49, 52-55 and 66.

Merrell Spring 2001 Catalog, pp. 1-3, 14-21, 34-37, 50-51 and 54-55.

Merrell Fall 2000 Catalog, p. 27.

Merrell Spring 2000 Catalog, p. 41.

Merrell Fall 1999 Catalog, pp. 5, 7-11, 17, 20 and 23.

* cited by examiner

Primary Examiner—Celia Murphy

(74) *Attorney, Agent, or Firm*—Warner Norcross & Judd

(57) **CLAIM**

The ornamental design for a footwear sole, as shown and described.

DESCRIPTION

FIG. 1 is a perspective view of the footwear sole embodying my new design;

FIG. 2 is a bottom plan view thereof;

FIG. 3 is a left side elevational view thereof;

FIG. 4 is a right side elevational view thereof;

FIG. 5 is a front elevational view thereof; and,

FIG. 6 is a rear elevational view thereof.

FIGS. 1-6 show portions an upper in broken lines. The upper is shown for environmental purposes and does not form any part of the claimed design. The broken line along the top edge of the shoe sole throughout the views, defines the boundary of the claimed design. The broken lines form no part of the claim.

1 Claim, 4 Drawing Sheets


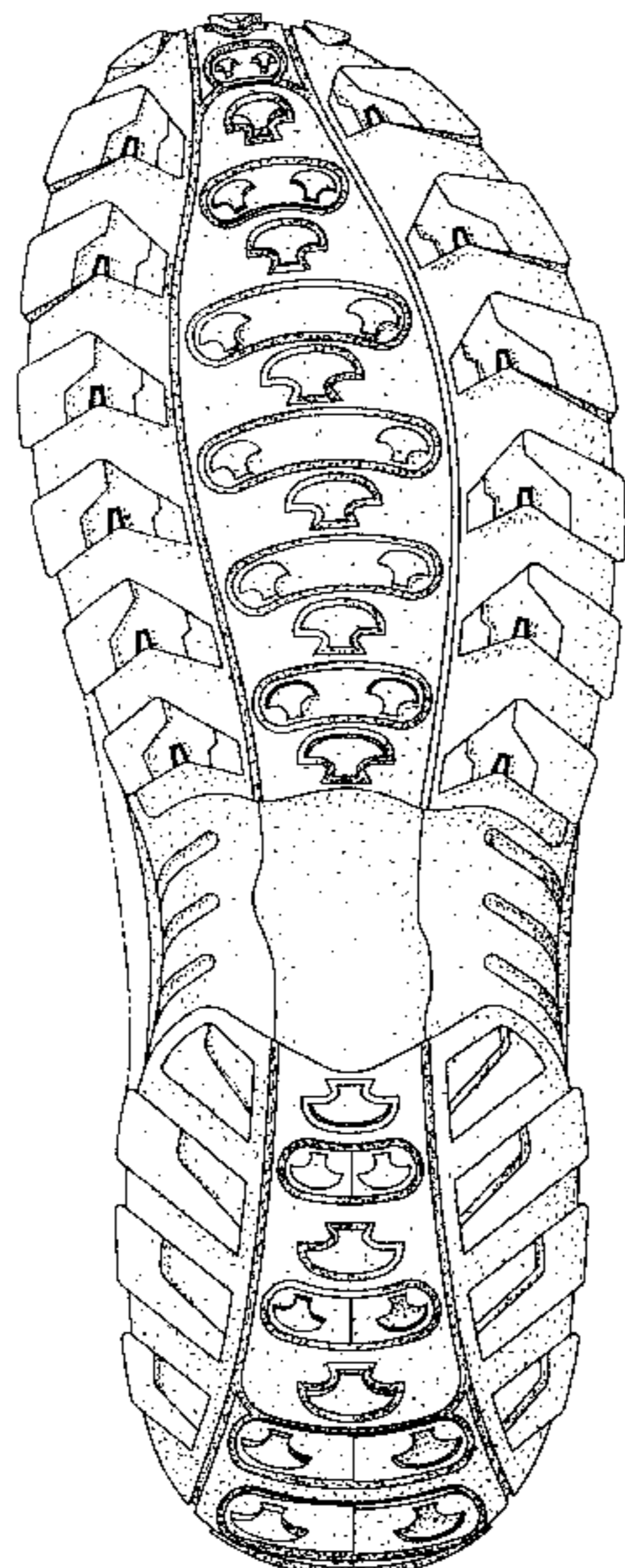




Fig. 1

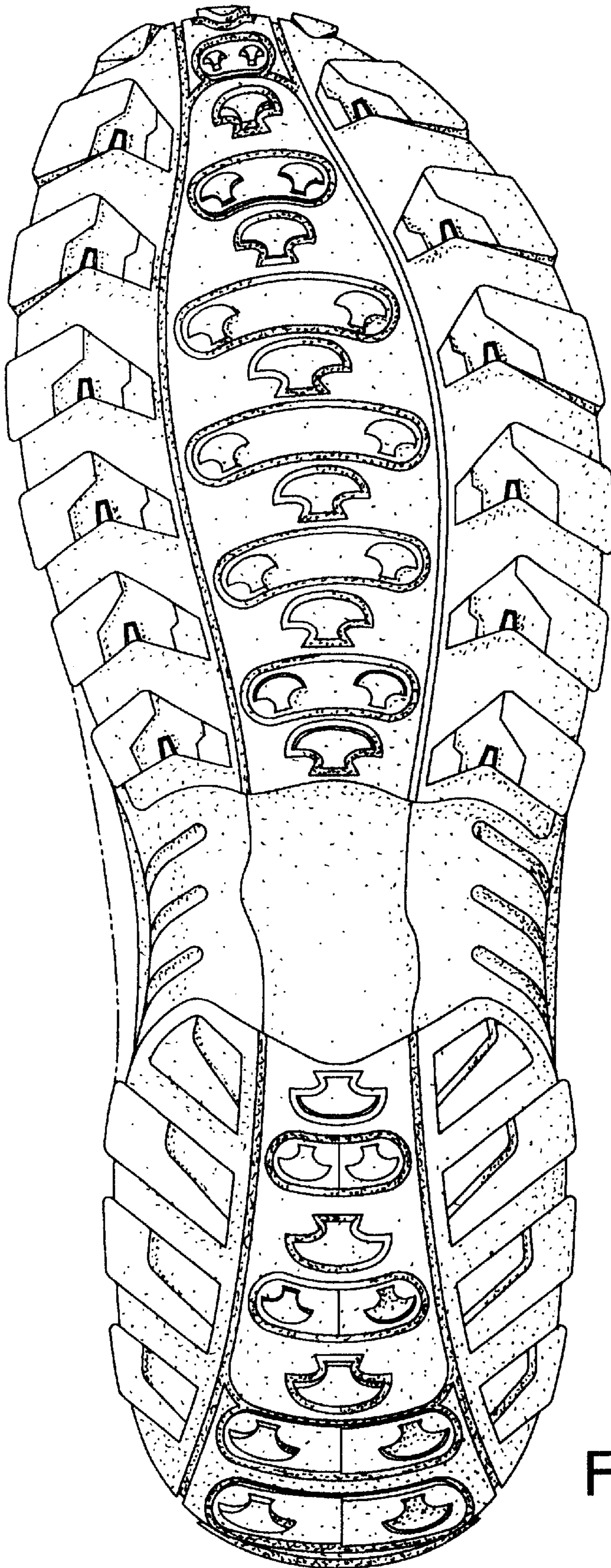


Fig. 2

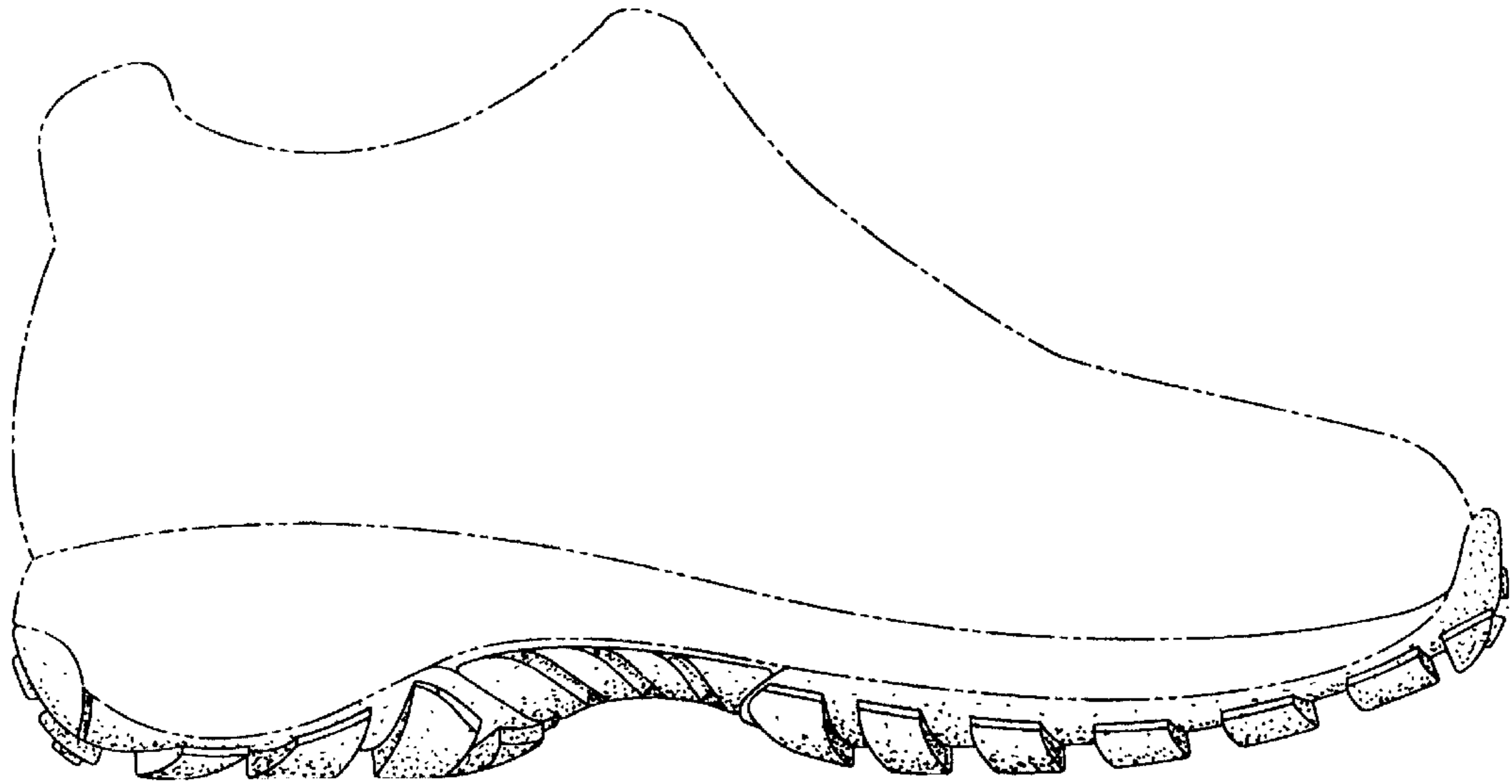


Fig. 3




Fig. 4

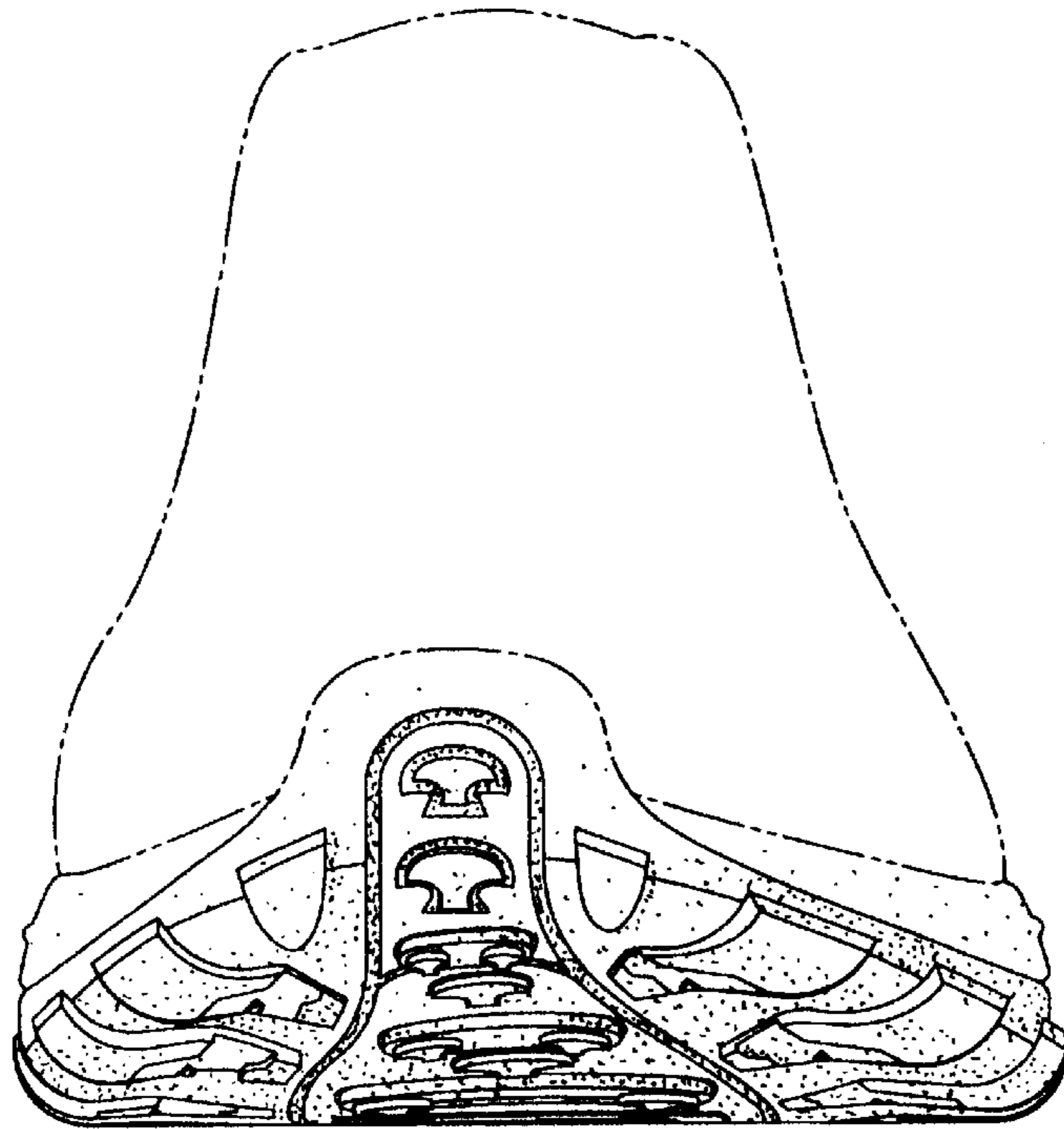


Fig. 5

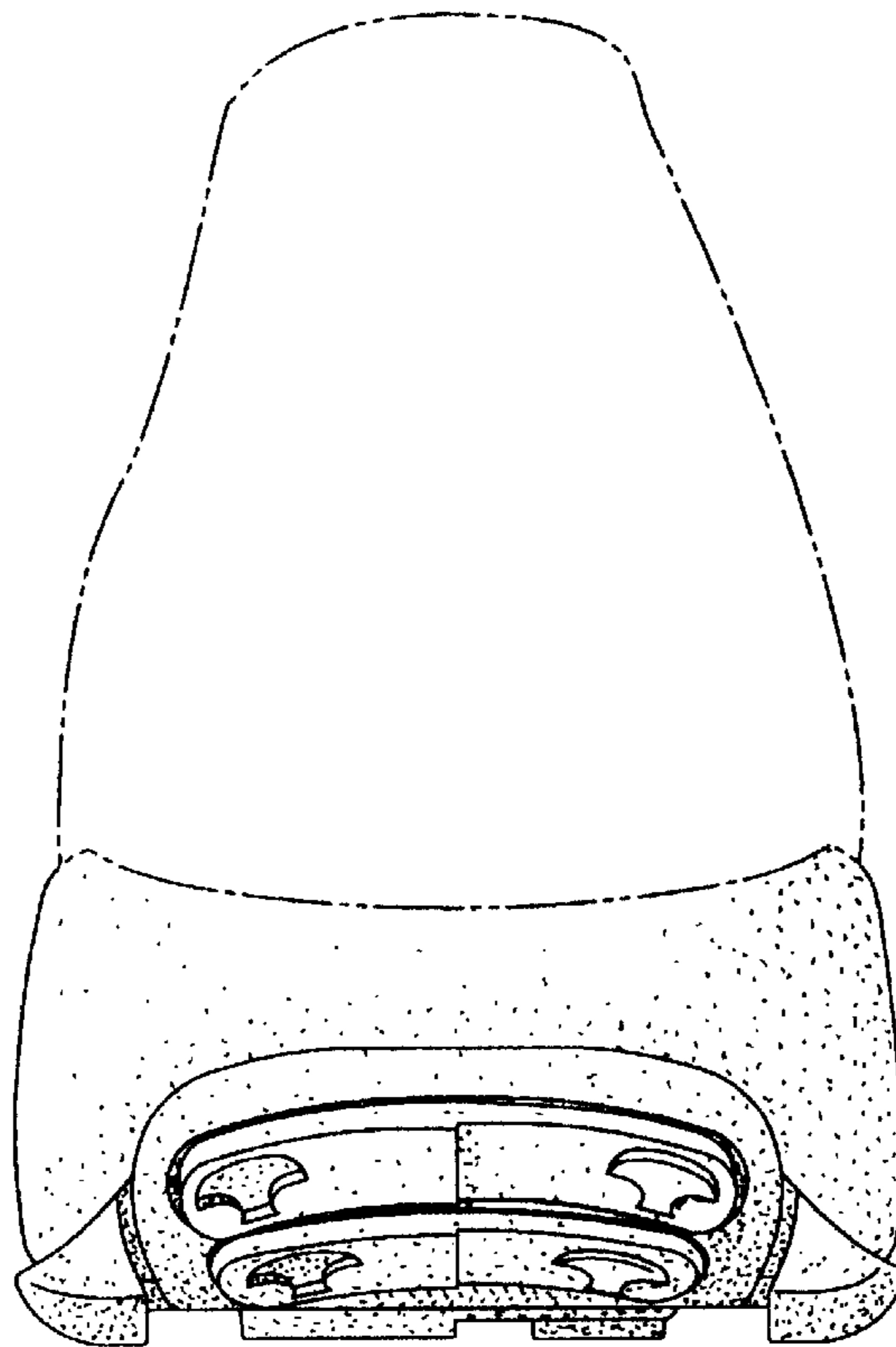


Fig. 6