



US00D474830S

(12) **United States Design Patent**
Littleton

(10) **Patent No.:** **US D474,830 S**

(45) **Date of Patent:** **** May 20, 2003**

(54) **FISHING LURE**

(76) Inventor: **Jeffrey E. Littleton**, P.O. Box 1569,
Pinson, AL (US) 35126

(**) Term: **14 Years**

(21) Appl. No.: **29/161,935**

(22) Filed: **Jun. 5, 2002**

(51) **LOC (7) Cl.** **22-05**

(52) **U.S. Cl.** **D22/126**

(58) **Field of Search** D22/125-133;
43/42.3, 42.23, 42.09, 42.02, 42.2, 42.24,
42.26, 42.28, 42.29, 42.48

(56) **References Cited**

U.S. PATENT DOCUMENTS

1,711,200	A	*	4/1929	Heddon	43/42.3
2,738,611	A	*	3/1956	Miller	43/42.02
4,177,597	A	*	12/1979	Thomassin	43/42.3
D316,289	S	*	4/1991	Smith	D22/127
D385,329	S	*	10/1997	Betts	D22/127
D385,614	S	*	10/1997	Yano	D22/133

OTHER PUBLICATIONS

Internet Web Site, Renosky Lure, Inc, online store.; renoskylures.com, pp. 1-3.

Internet Web Site, Uncle Josh, Bait Catalog; www.unclejosh.com, p. 1-2, 2002.

Internet Web Site, Lurenet.com/catalog, p. 1, 2002.

* cited by examiner

Primary Examiner—Catherine R. Oliver
(74) *Attorney, Agent, or Firm*—Smith, Gambrell & Russell, LLP

(57) **CLAIM**

The ornamental design for a fishing lure, as shown and described.

DESCRIPTION

FIG. 1 is a perspective view of the design of a fishing lure;

FIG. 2 is a top plan view of the fishing lure;


FIG. 3 is a bottom view of the fishing lure;

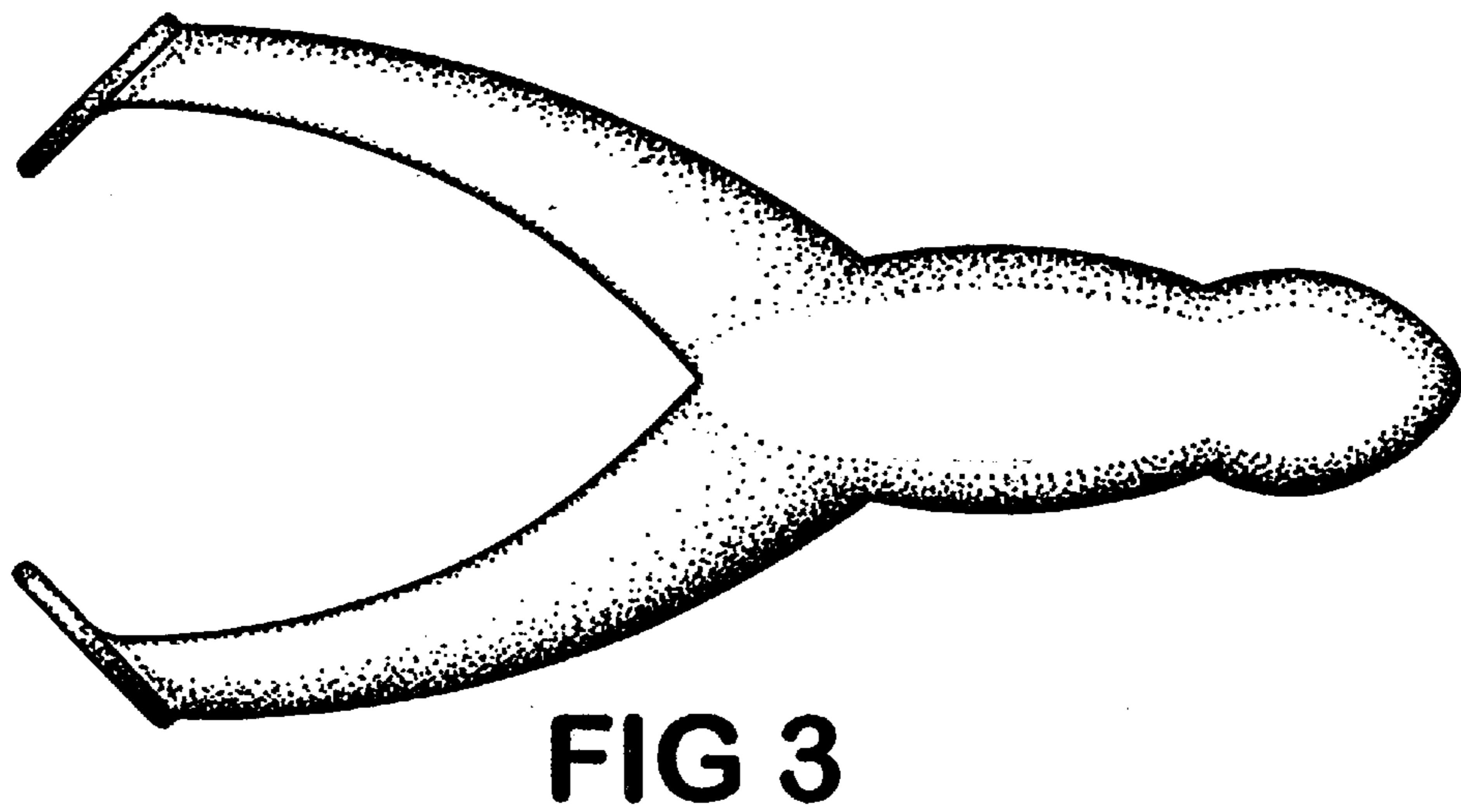
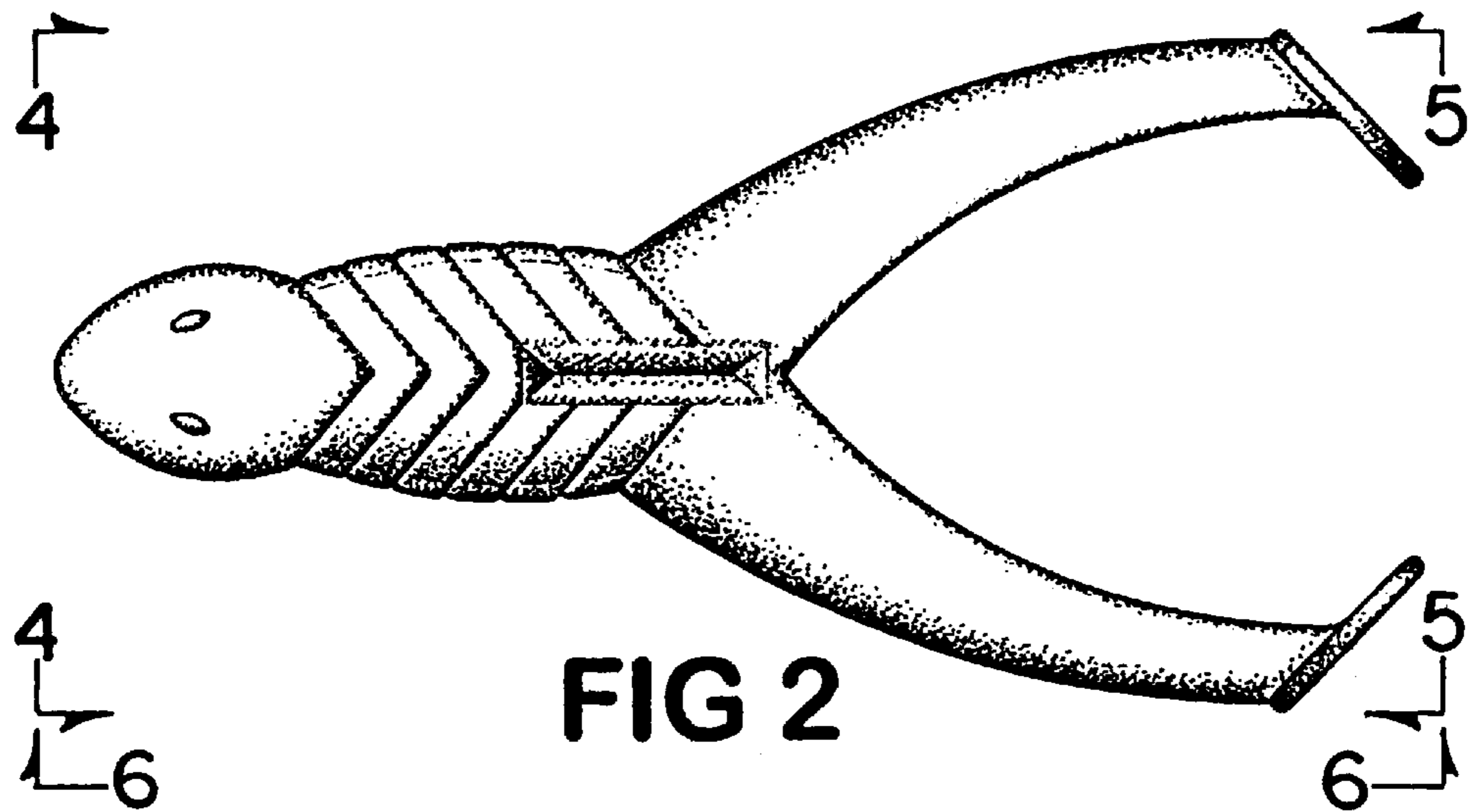
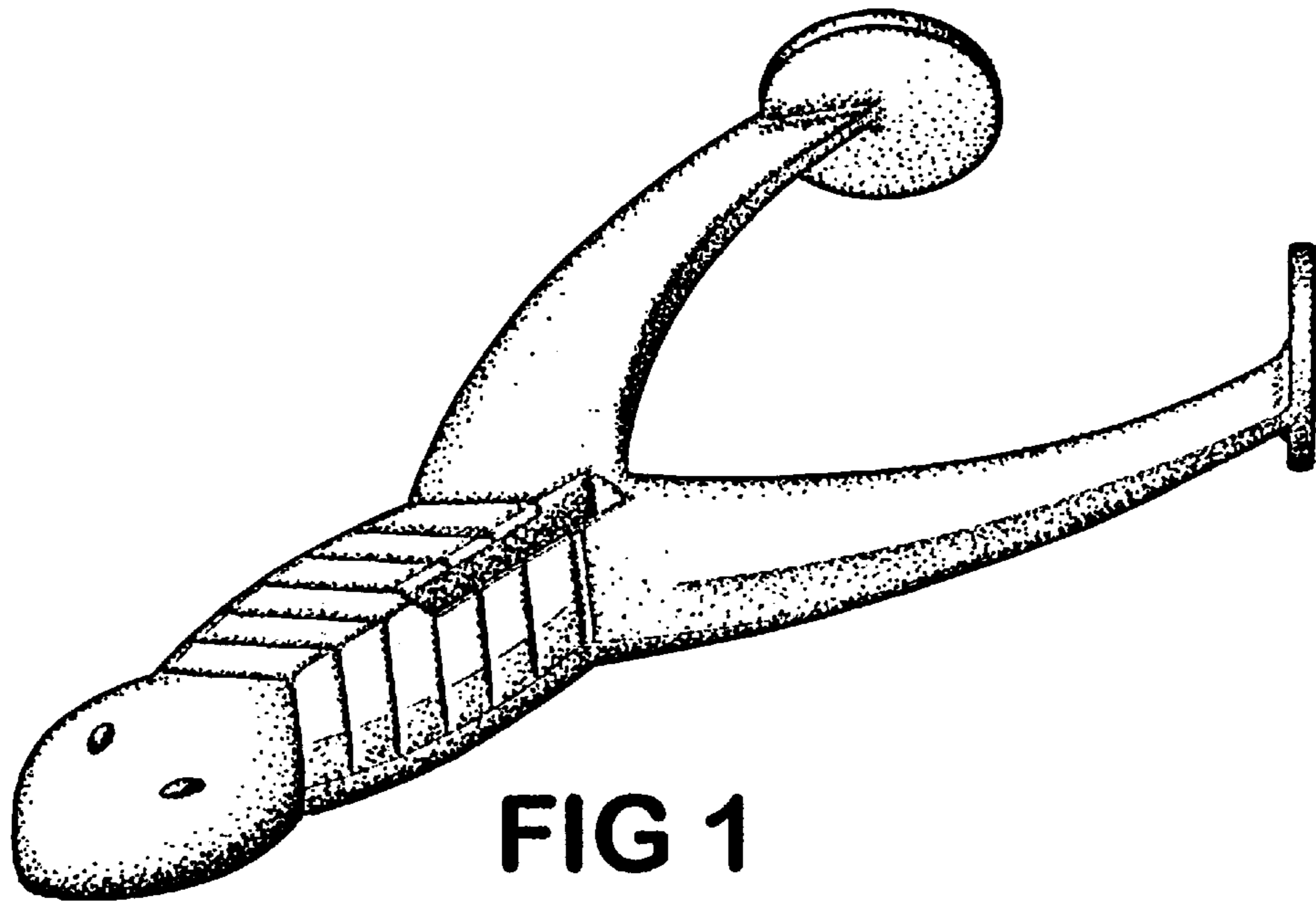
FIG. 4 is a front elevational view of the fishing lure taken along lines 4—4 of FIG. 2;

FIG. 5 is a rear elevational view of the fishing lure taken along lines 5—5 of FIG. 2; and,

FIG. 6 is a first side elevational view of the fishing lure taken along lines 6—6 of FIG. 2, this view being a mirror image of an opposing second side elevational view of the fishing lure.

1 Claim, 2 Drawing Sheets








FIG 4

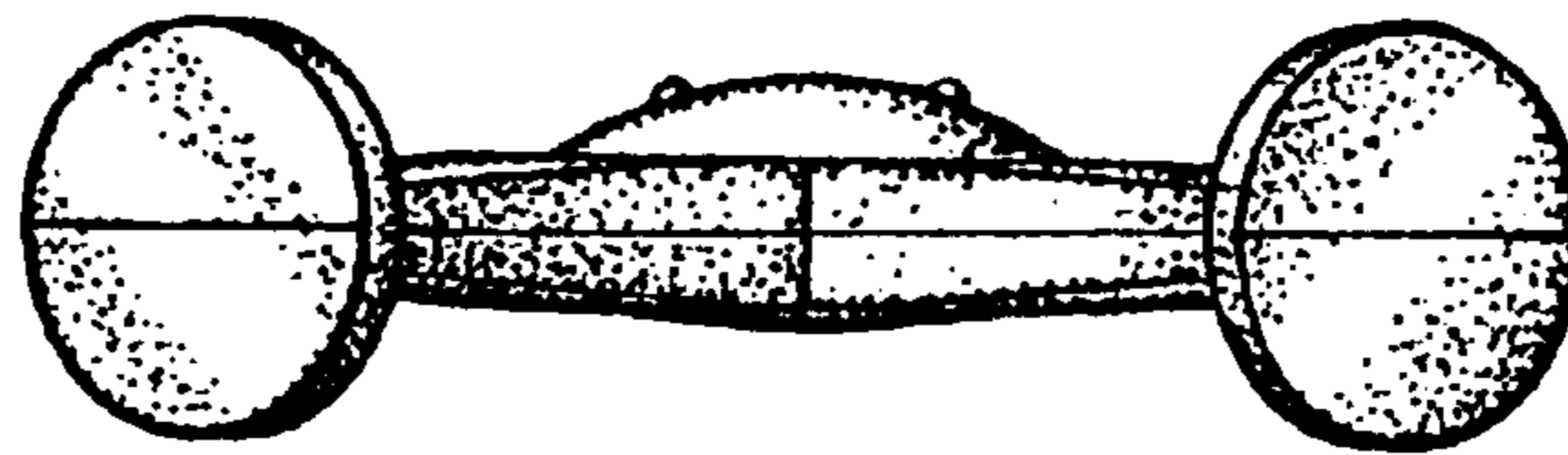


FIG 5

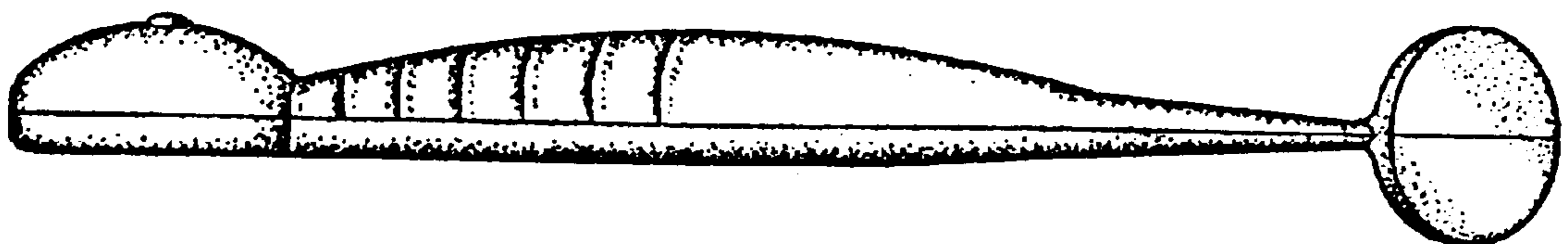


FIG 6