



US00D474812S

(12) **United States Design Patent**
Cochrane

(10) **Patent No.:** **US D474,812 S**

(45) **Date of Patent:** **** May 20, 2003**

(54) **ILLUMINATED DISPLAY**

(76) Inventor: **Jon H Cochrane**, 525 Cushmore Rd.,
Southampton, PA (US) 18966

(**) Term: **14 Years**

(21) Appl. No.: **29/151,216**

(22) Filed: **Nov. 2, 2001**

(51) **LOC (7) Cl.** **20-03**

(52) **U.S. Cl.** **D20/31**

(58) **Field of Search** D20/10, 11, 13,
D20/15, 19, 20, 25, 29, 31, 32, 40, 41,
42, 99; 40/1, 218, 124.02, 124.04, 591,
593

(56) **References Cited**

U.S. PATENT DOCUMENTS

3,905,017 A	9/1975	Samra
4,860,476 A	8/1989	Hall
4,864,754 A	9/1989	Sangu
D304,737 S	11/1989	Mori
4,977,695 A	12/1990	Armbruster
5,016,145 A	5/1991	Singleton

D344,293 S * 2/1994 Wegrzyn D20/42
D352,737 S 11/1994 Roberts
D394,459 S * 5/1998 Horner D20/42

* cited by examiner

Primary Examiner—Robert M. Spear

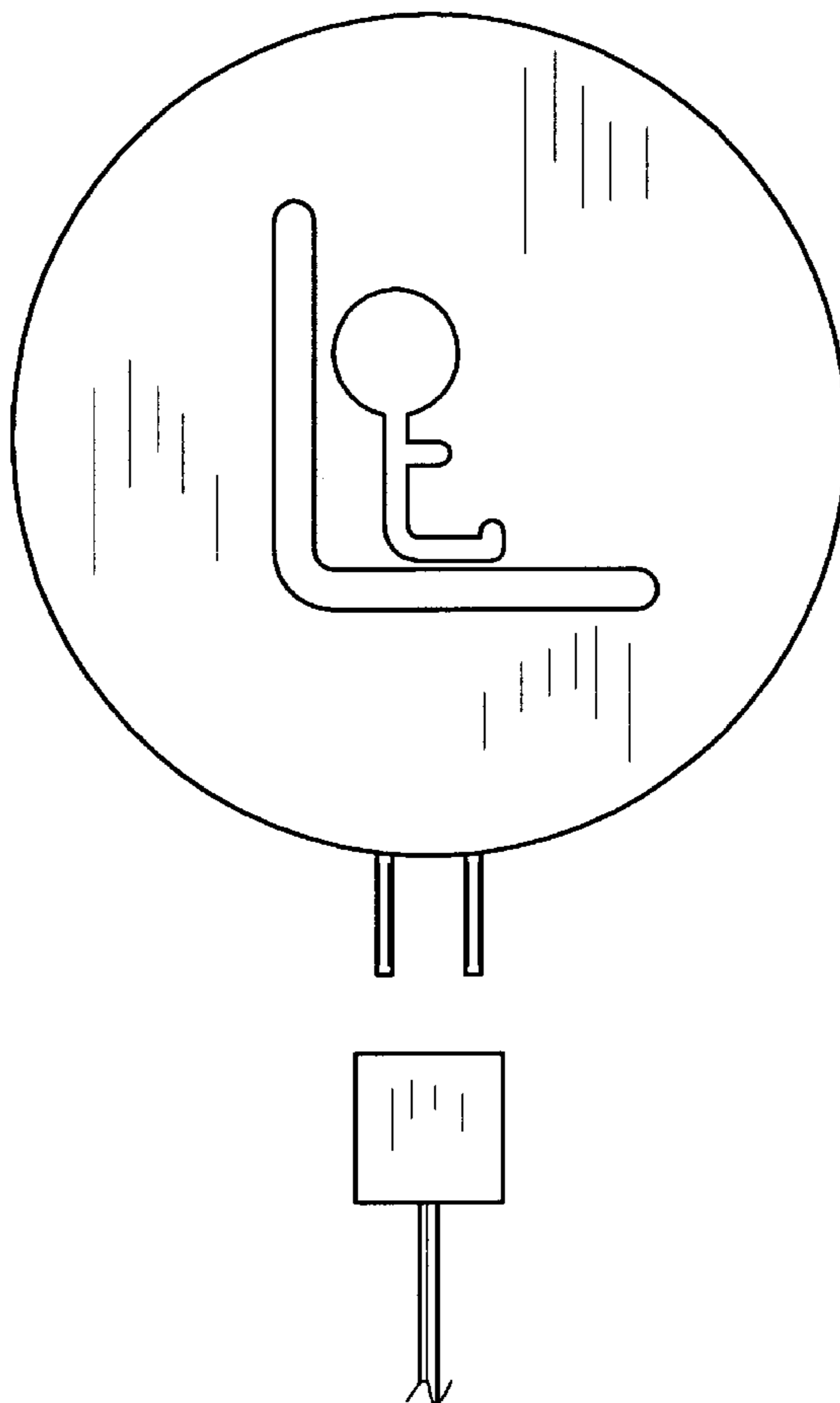
(57) **CLAIM**

The ornamental design for an illuminated display, as shown and described.

DESCRIPTION

FIG. 1 is a front elevational view of an illuminated display of the present invention;
FIG. 2 is a rear elevational view of the illuminated display of FIG. 1;
FIG. 3 is a left side elevational view of the illuminated display of FIG. 1, the right view being a mirror image thereof;
FIG. 4 is a top plan view of the illuminated display of FIG. 1; and,
FIG. 5 is a bottom plan view of the illuminated display of FIG. 1.

1 Claim, 4 Drawing Sheets



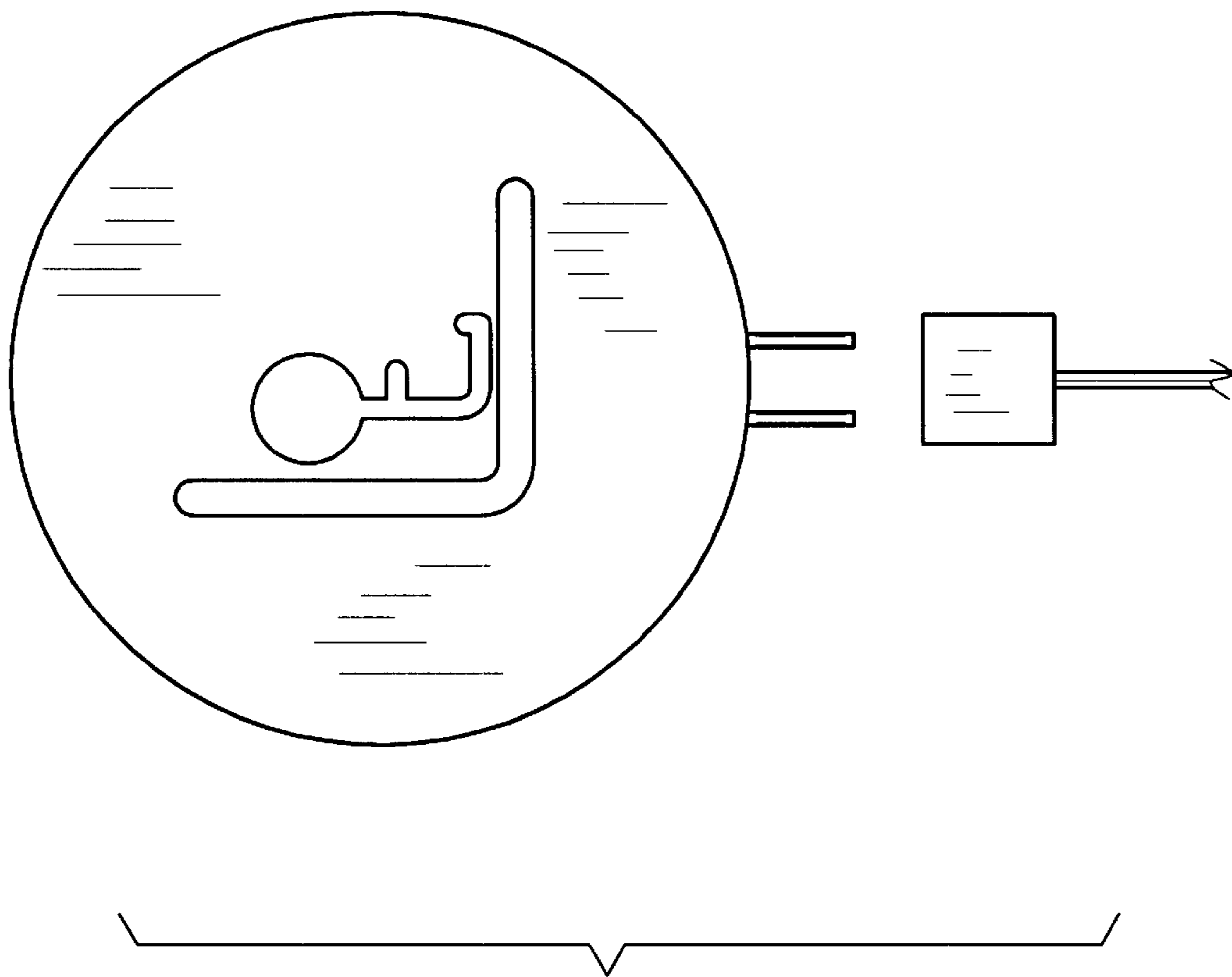


FIG. 1

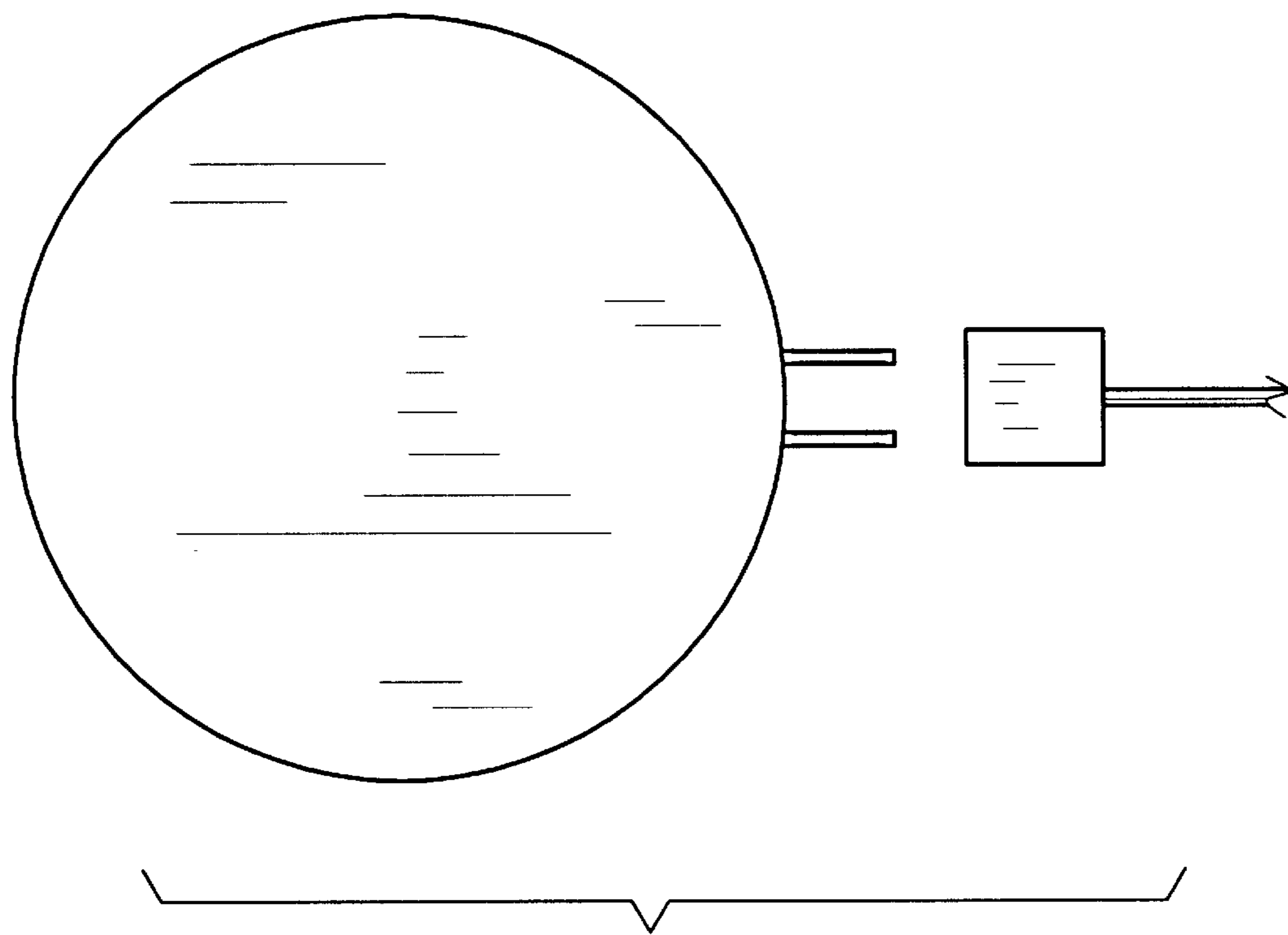


FIG. 2

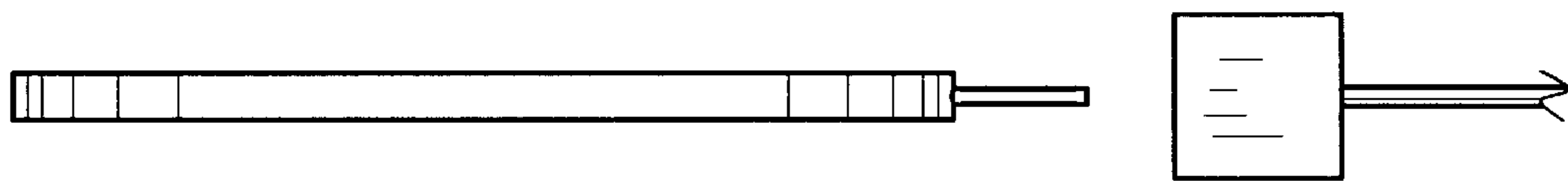


FIG. 3

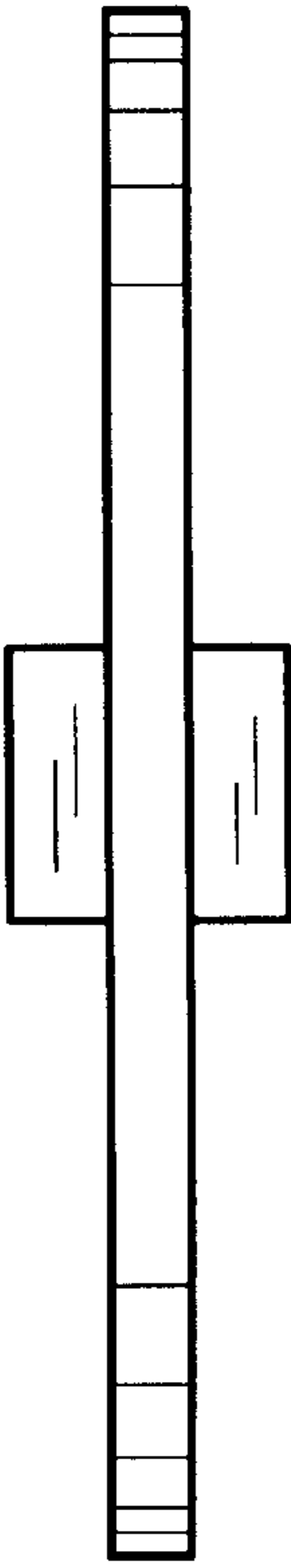


FIG. 4

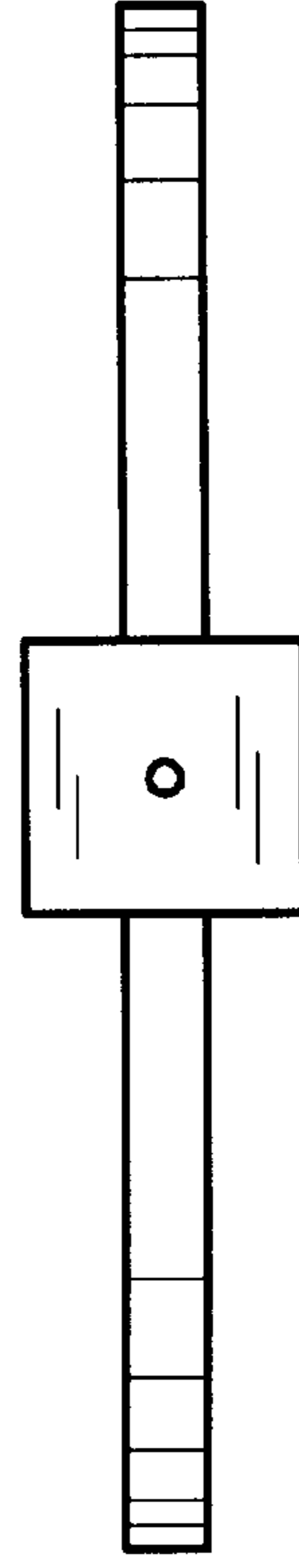


FIG. 5