



US00D474783S

(12) **United States Design Patent**
Momoi

(10) **Patent No.:** **US D474,783 S**

(45) **Date of Patent:** **** May 20, 2003**

(54) **INTERNAL COMBUSTION ENGINE**

D457,891 S * 5/2002 Matre D15/1

(75) **Inventor:** **Teruhito Momoi, Hyogo (JP)**

* cited by examiner

(73) **Assignee:** **Kawasaki Jukogyo Kabushiki Kaisha, Kobe (JP)**

Primary Examiner—Melody N. Brown

(74) *Attorney, Agent, or Firm*—Marshall, Gerstein & Borun

(**) **Term:** **14 Years**

(57) **CLAIM**

The ornamental design for an internal combustion engine, as shown and described.

(21) **Appl. No.:** **29/154,059**

(22) **Filed:** **Jan. 15, 2002**

(30) **Foreign Application Priority Data**

Jul. 19, 2001 (JP) 2001-021239

(51) **LOC (7) Cl.** **15-01**

(52) **U.S. Cl.** **D15/1**

(58) **Field of Search** D15/1-5; 123/50 A, 123/156 A, 198 E, 549, 661, 667, 308; 46/39, 78, 249

DESCRIPTION

FIG. 1 is a side view of an internal combustion engine in accordance with the present invention;

FIG. 2 is a rear side view thereof;

FIG. 3 is a top view thereof;

FIG. 4 is a bottom view thereof;

FIG. 5 is a right side view thereof;

FIG. 6 is a left side view thereof;

FIG. 7 is a referential left side perspective view taken from the front side;

FIG. 8 is a referential right side perspective view taken from the front side;

FIG. 9 is a referential right side perspective view taken from the rear side; and,


FIG. 10 is a referential left side perspective view taken from the rear side.

(56) **References Cited**

U.S. PATENT DOCUMENTS

- D396,045 S * 7/1998 Neeley D15/1
- D398,010 S * 9/1998 Yoshida et al. D15/1
- D443,280 S * 6/2001 Shimizu D15/1
- D444,478 S * 7/2001 Shimizu D15/1

1 Claim, 5 Drawing Sheets






FIG. 1




FIG. 2



FIG. 3




FIG. 4




FIG. 5




FIG. 6




FIG. 7




FIG. 8



FIG. 9




FIG. 10