



US00D474761S

(12) **United States Design Patent**  
**Zhang**

(10) **Patent No.:** **US D474,761 S**

(45) **Date of Patent:** **\*\* May 20, 2003**

(54) **PORTABLE GUITAR AMPLIFIER CABINET**

(76) Inventor: **Bin Zhang**, 21088 Commerce Pointe Dr., Walnut, CA (US) 91789

(\*\*) Term: **14 Years**

(21) Appl. No.: **29/156,665**

(22) Filed: **Mar. 4, 2002**

(51) **LOC (7) Cl.** ..... **14-03**

(52) **U.S. Cl.** ..... **D14/193; D17/20**

(58) **Field of Search** ..... D14/188-189,  
D14/193, 194, 196, 197, 198, 172, 265;  
455/100, 128, 344, 346, 347, 350, 349;  
381/386, 361; D17/20, 21, 99

(56) **References Cited**

**U.S. PATENT DOCUMENTS**

D208,983 S	*	10/1967	Winston	.....	D14/188
D340,455 S	*	10/1993	Christian	.....	D17/20
5,285,500 A	*	2/1994	Mantz	.....	455/346
D347,224 S	*	5/1994	Faas	.....	D14/193
D375,742 S	*	11/1996	Weissberg et al.	.....	D14/188
D400,533 S	*	11/1998	Xie	.....	D14/188
D409,194 S	*	5/1999	Ridinger	.....	D14/188
D410,465 S	*	6/1999	Johnson et al.	.....	D14/188
D422,589 S	*	4/2000	Jeon	.....	D14/188
D432,519 S	*	10/2000	Yamaoka et al.	.....	D14/188

\* cited by examiner

*Primary Examiner*—Prabhakar Deshmukh

(74) *Attorney, Agent, or Firm*—Joe Nieh

(57) **CLAIM**

The ornamental design for a portable guitar amplifier cabinet, as shown and described.

**DESCRIPTION**

FIG. 1 is a front view of a portable guitar amplifier cabinet in its closed position showing my new design;

FIG. 2 is a right side view of the portable guitar amplifier in its closed position;

FIG. 3 is a left side view of the portable guitar amplifier in its closed position;

FIG. 4 is a rear view of the portable guitar amplifier in its closed position;

FIG. 5 is a top view of the portable guitar amplifier in its closed position;

FIG. 6 is a bottom view of the portable guitar amplifier in its closed position;

FIG. 7 is a front view of the portable guitar amplifier cabinet in its opened position;

FIG. 8 is a right side view of the portable guitar amplifier in its opened position;

FIG. 9 is a left side view of the portable guitar amplifier in its opened position;

FIG. 10 is a rear view of the portable guitar amplifier in its opened position;

FIG. 11 is a top view of the portable guitar amplifier in its opened position; and,

FIG. 12 is a bottom view of the portable guitar amplifier in its opened position.

**1 Claim, 12 Drawing Sheets**






Figure 1



Figure 2




Figure 3




Figure 4



Figure 5




Figure 6




Figure 7






Figure 8




Figure 9




Figure 10




Figure 11




Figure 12