



US00D474725S

(12) **United States Design Patent**
Hagenbuch

(10) **Patent No.:** **US D474,725 S**

(45) **Date of Patent:** **** May 20, 2003**

(54) **TRUCK TAILGATE**

DE 913876 6/1954
GB 595516 12/1947

(76) Inventor: **LeRoy G. Hagenbuch**, 502 W.
Northgate Rd., Peoria, IL (US) 61614

OTHER PUBLICATIONS

(**) Term: **14 Years**

Photographs (3) of a Volvo Truck Tailgate Assembly taken Jan. 18, 2001.

(21) Appl. No.: **29/143,358**

Photographs (3) of a Caterpillar, Inc. Truck Tailgate Assembly taken Jan. 18, 2001.

(22) Filed: **Jun. 12, 2001**

Photographs (3) of a Philippi-Hagenbuch, Inc. Tailgate Assembly taken Jan. 18, 2001.

(51) **LOC (7) Cl.** **12-16**

(52) **U.S. Cl.** **D12/196**

(58) **Field of Search** D12/196, 93, 14,
D12/15, 98; 296/57.1, 26, 56, 184, 291;
414/421, 491, 498; 298/23 MD, 23 G, 23 DF,
23 R, 23 M, 23 C

Photograph of a Philippi-Hagenbuch, Inc. Truck Tailgate Assembly taken Jan. 18, 2001.

Photograph of a Philippi-Hagenbuch, Inc. Truck Tailgate Assembly taken Jan. 18, 2001.

* cited by examiner

(56) **References Cited**

Primary Examiner—Melody N. Brown

(74) *Attorney, Agent, or Firm*—Leydig, Voit & Mayer, Ltd.

U.S. PATENT DOCUMENTS

(57) **CLAIM**

- 3,272,552 A 9/1966 Park
- 3,720,446 A 3/1973 Kelley
- 3,751,112 A 8/1973 Hagenbuch
- 3,905,493 A 9/1975 Logue
- 3,905,616 A 9/1975 Tamburino et al.
- 3,917,343 A 11/1975 Taylor et al.
- 4,050,734 A 9/1977 Richard
- 4,071,277 A 1/1978 Stedman
- 4,323,279 A 4/1982 Domes et al.
- 4,348,055 A 9/1982 Meisner et al.
- 4,531,781 A 7/1985 Hunt et al.
- 4,621,858 A 11/1986 Hagenbuch
- 4,678,235 A 7/1987 Hagenbuch
- 5,100,279 A 3/1992 Bjerk
- 5,228,750 A 7/1993 Hagenbuch
- 5,797,657 A * 8/1998 D'Amico et al. 296/184 X
- 5,887,914 A 3/1999 Hagenbuch
- D425,845 S * 5/2000 Gerding et al. D12/196
- 6,092,863 A * 7/2000 Hagenbuch et al. 296/184
- D431,221 S * 9/2000 Smith et al. D12/196
- D433,979 S * 11/2000 Gerding et al. D12/196
- 6,345,858 B1 * 2/2002 Franklin et al. 296/184

The ornamental design for a truck tailgate, as shown and described.

DESCRIPTION

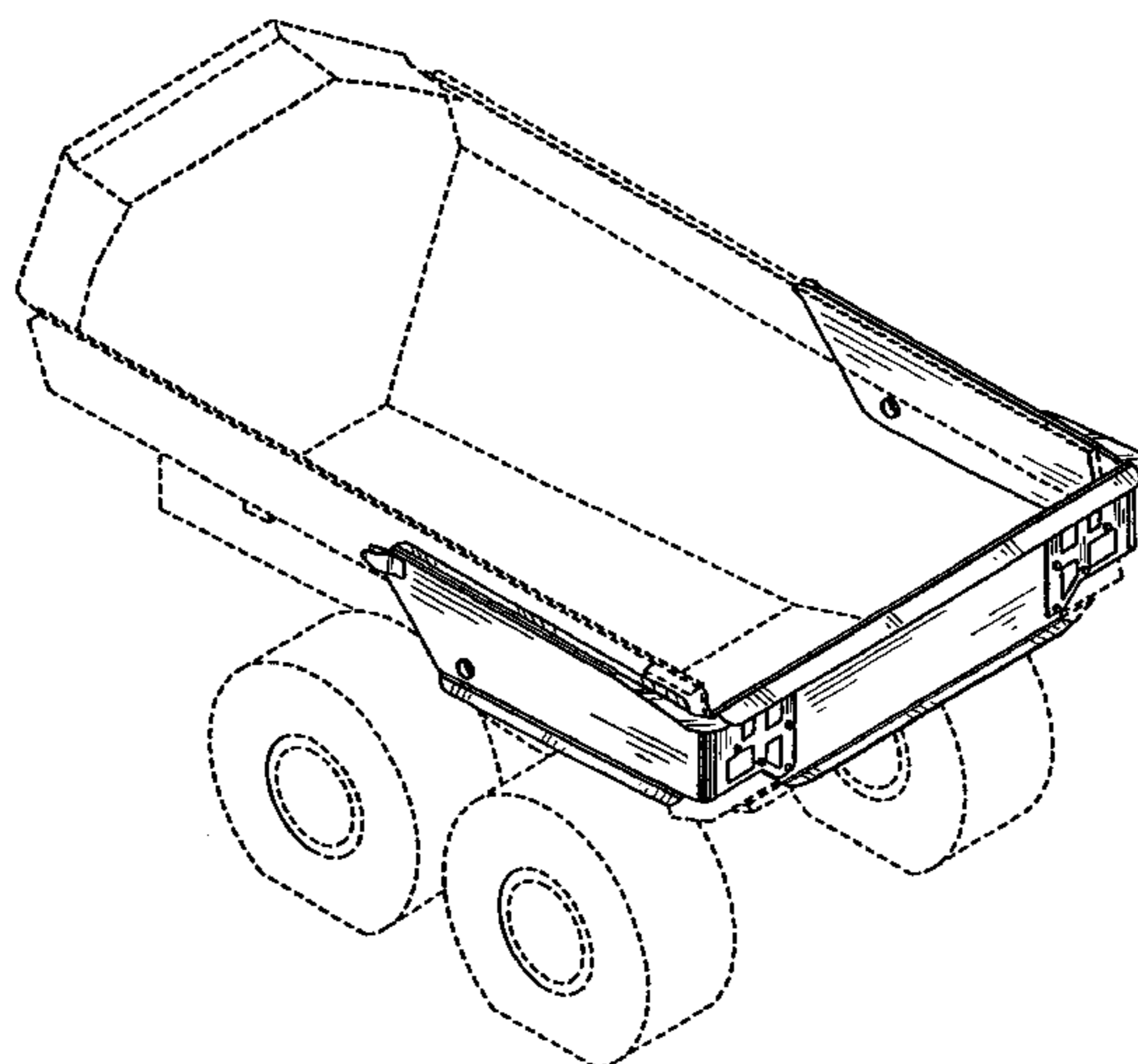
FIG. 1 is a top perspective view of a truck tailgate showing my design;
 FIG. 2 is a side elevation view thereof, the opposing side being a mirror image of the illustrated side;
 FIG. 3 is a top plan view thereof;
 FIG. 4 is another perspective view thereof;
 FIG. 5 is another side elevation view thereof, the opposing side being a mirror image of the illustrated side;
 FIG. 6 is an end elevation view thereof;
 FIG. 7 is a top plan view thereof; and,
 FIG. 8 is a bottom plan view thereof.

The truck tailgate is shown mounted to a truck body (indicated in broken lines in FIGS. 1-3) that is shown for illustrative purposes only and that does not form any part of the claimed design.

FOREIGN PATENT DOCUMENTS

CH 98789 4/1940

1 Claim, 8 Drawing Sheets



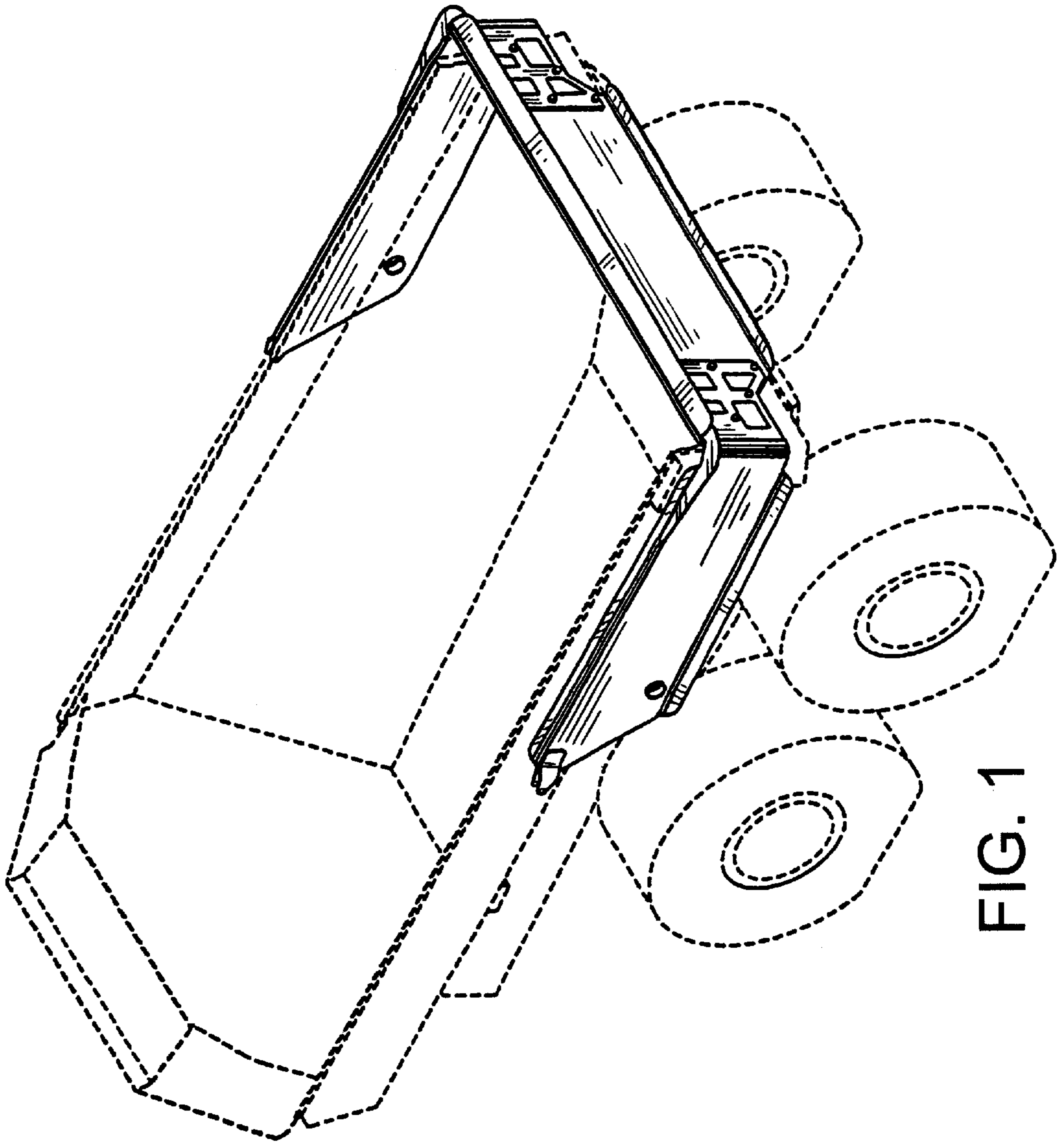


FIG. 1

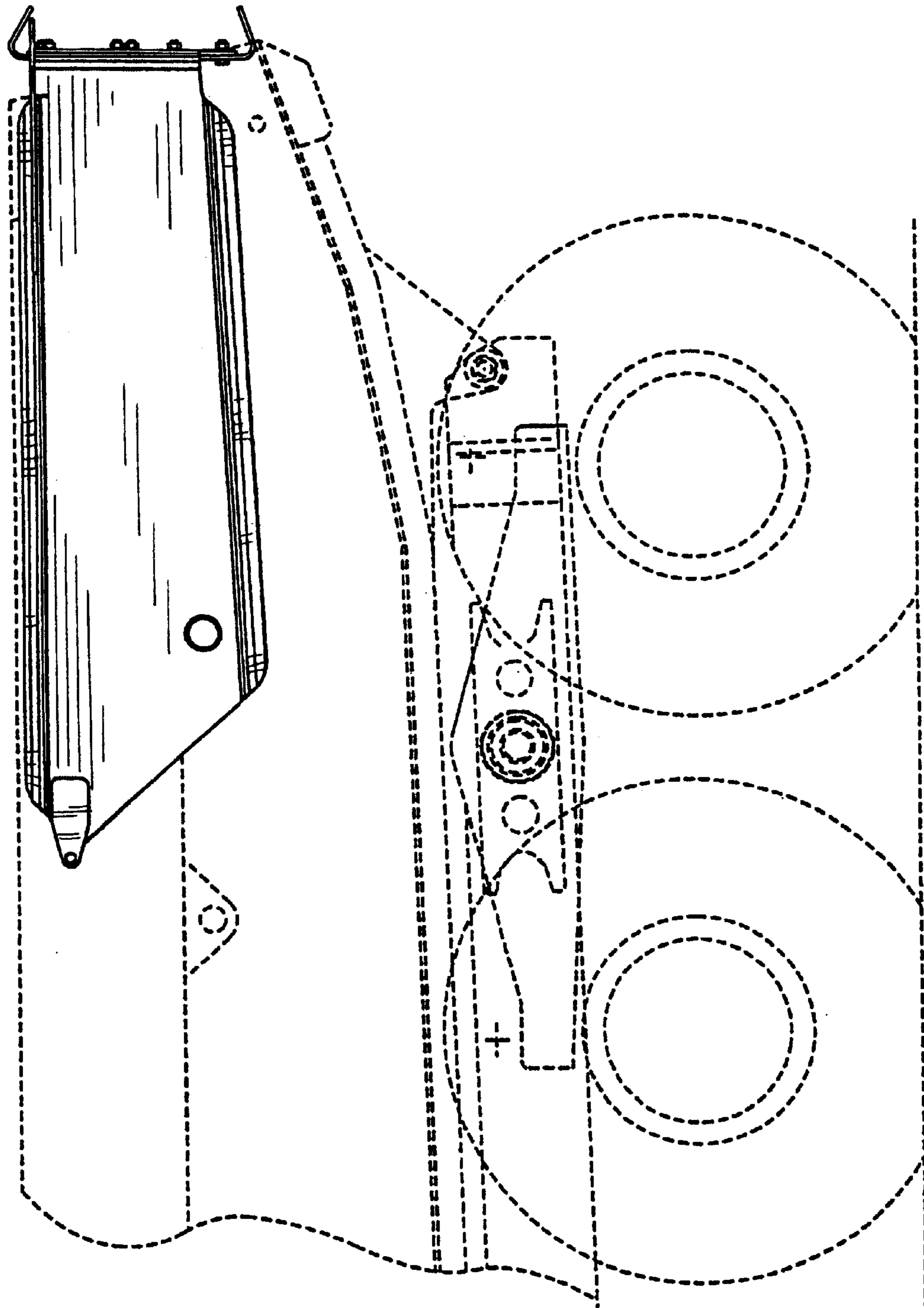


FIG. 2

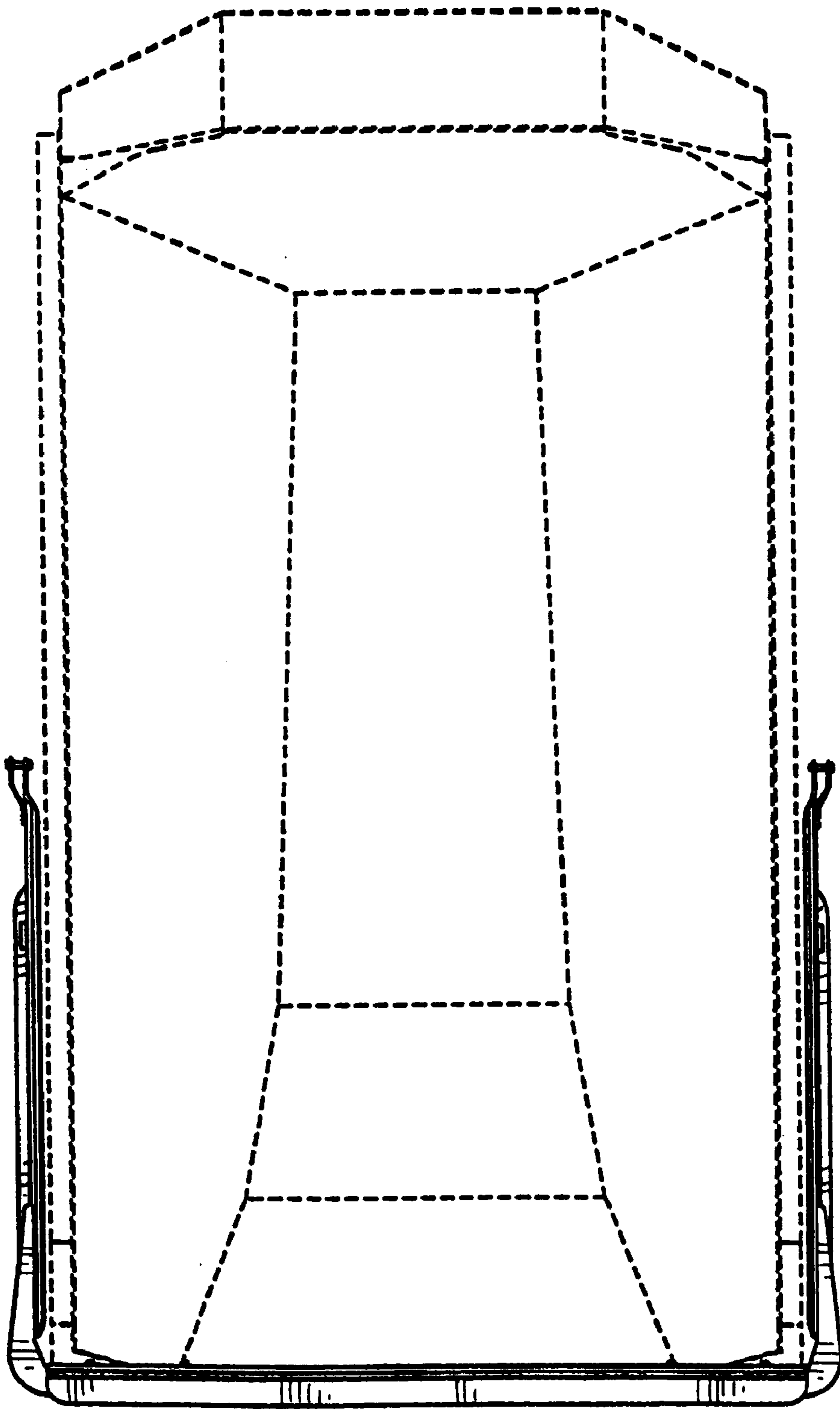


FIG. 3

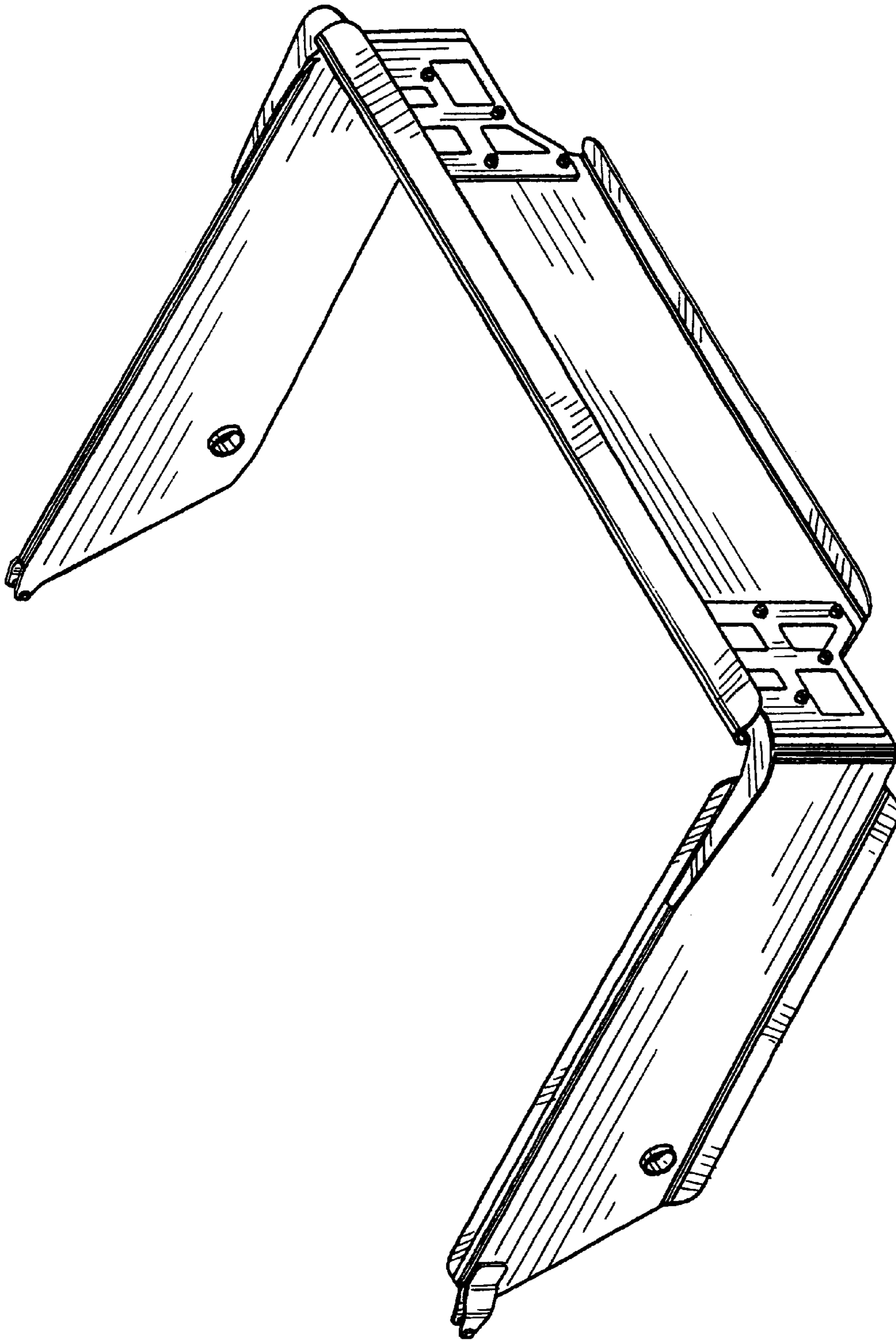


FIG. 4

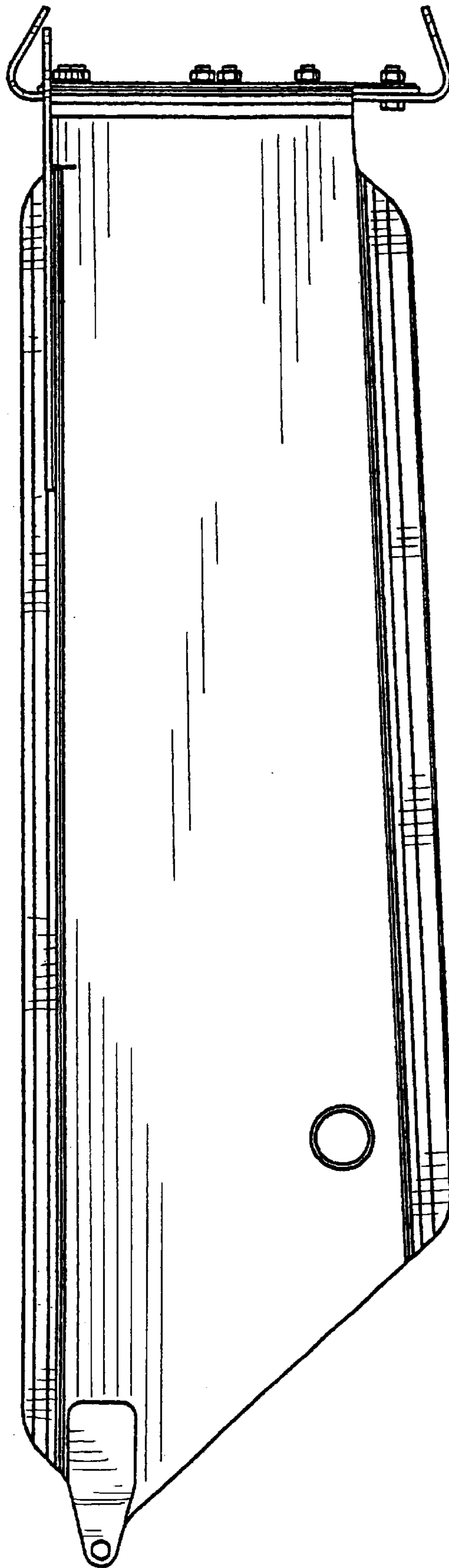


FIG. 5




FIG. 6




FIG. 7

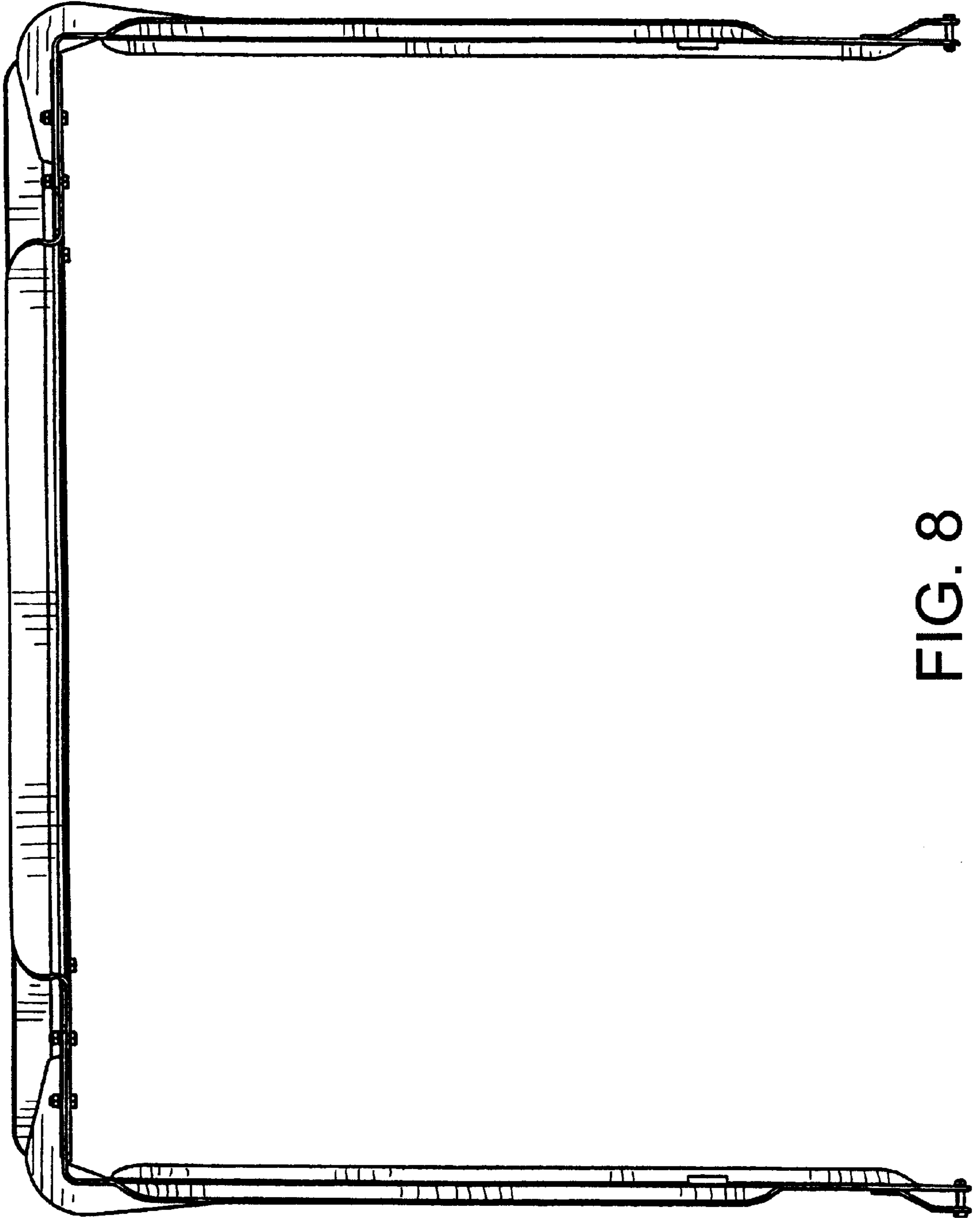


FIG. 8