



US00D474723S

(12)

United States Design Patent
Song

(10)

Patent No.: **US D474,723 S**

(45)

Date of Patent: **** May 20, 2003**

(54) **AUTOMOBILE SIDE MIRROR**

Primary Examiner—Melody N. Brown

(76) Inventor: **In Wha Song**, 11713 E. Firestone
Blvd., #5, Norwalk, CA (US)
90650-2871

(57) **CLAIM**

The ornamental design for an automobile side mirror, as
shown and described.

(**) Term: **14 Years**

DESCRIPTION

(21) Appl. No.: **29/163,628**
(22) Filed: **Jul. 10, 2002**
(51) **LOC (7) Cl.** **12-16**
(52) **U.S. Cl.** **D12/187**
(58) **Field of Search** D12/187-189;
359/830-856, 864-881; 248/475.1, 476,
481; 340/815.3, 815.4

FIG. 1 is a front elevational view of an automobile right side
mirror showing my new design;
FIG. 2 is a top plan view;
FIG. 3 is a right side elevational view;
FIG. 4 is a left side elevational view;
FIG. 5 is a bottom plan view;
FIG. 6 is a front elevational view of an automobile left side
mirror showing a second embodiment of my new design;
FIG. 7 is a right side elevational view of FIG. 6;
FIG. 8 is a left side elevational view of FIG. 6;
FIG. 9 is a top plan view of FIG. 6;
FIG. 10 is a bottom plan view of FIG. 6;
FIG. 11 is a rear elevational view of FIG. 6; and,
FIG. 12 is a rear elevational view of FIG. 1.

(56) **References Cited**

U.S. PATENT DOCUMENTS

D463,766 S * 10/2002 Murkett D12/187
D464,921 S * 10/2002 Song D12/187
D464,922 S * 10/2002 Kuo D12/187

* cited by examiner

1 Claim, 3 Drawing Sheets

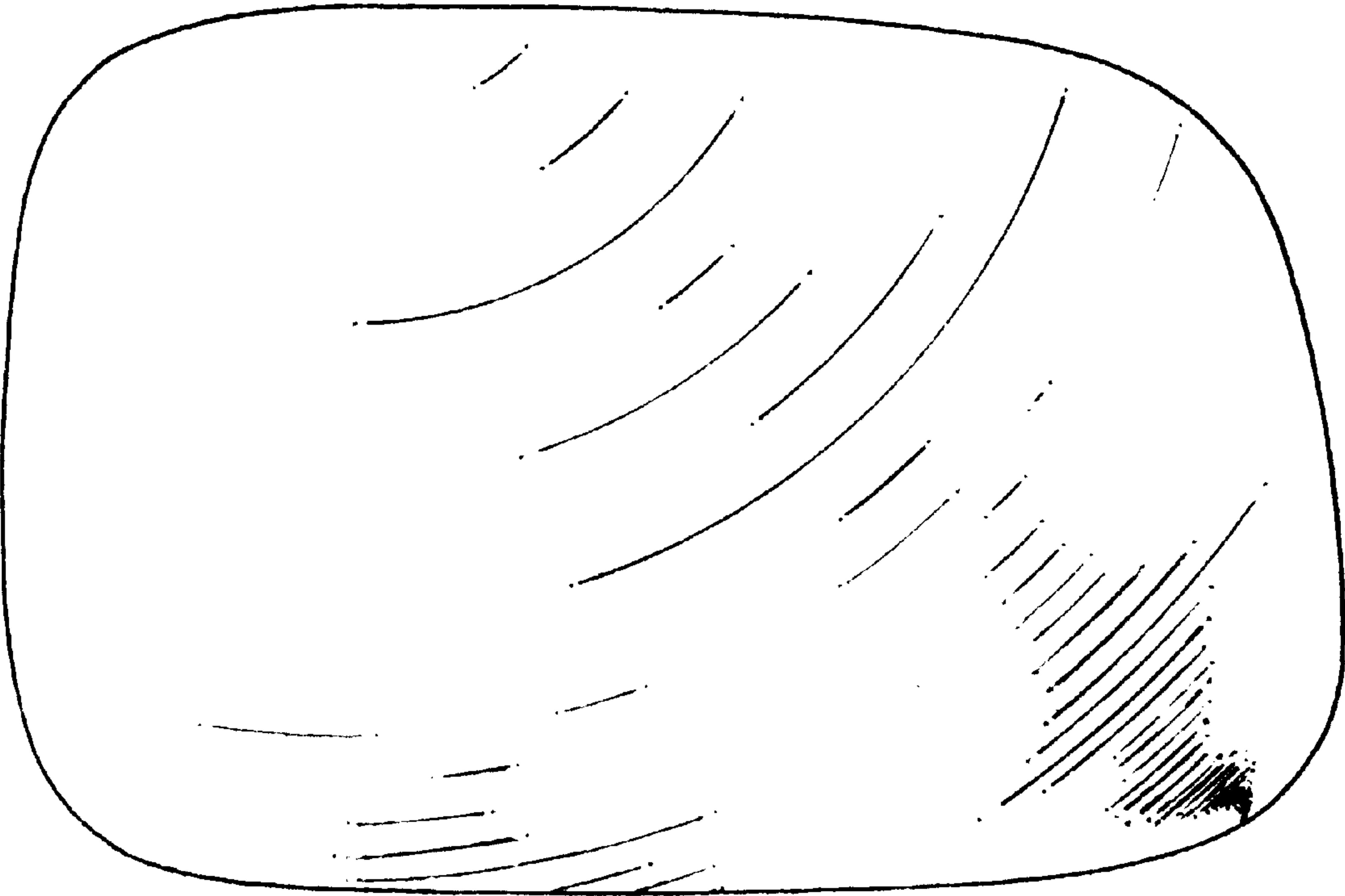


FIG.2



FIG.4




FIG.1

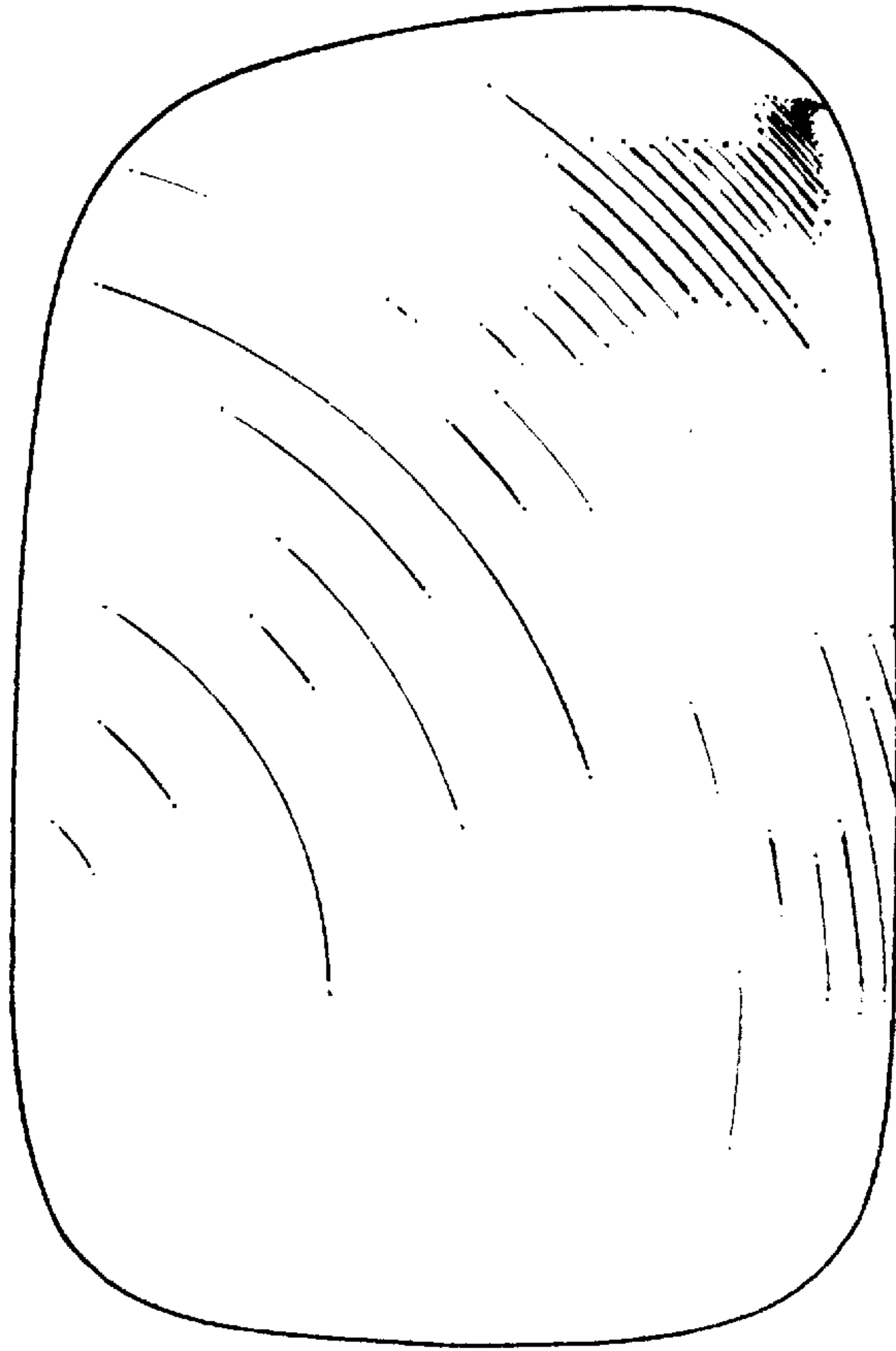


FIG.3



FIG.5



FIG. 9



FIG. 6



FIG. 8




FIG. 7



FIG. 10



FIG.11

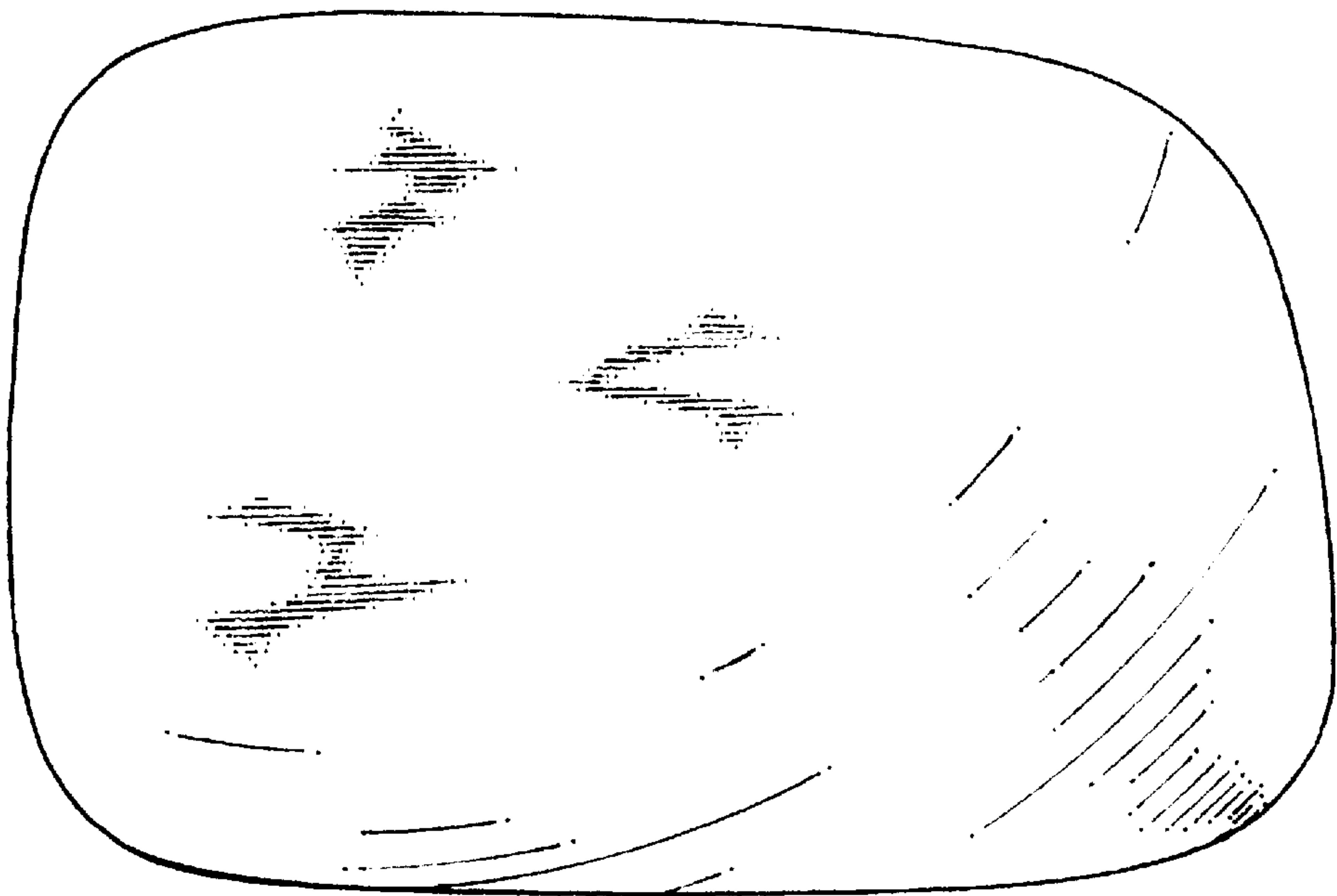


FIG.12

