



US00D474700S

(12) **United States Design Patent**
Court

(10) **Patent No.:** **US D474,700 S**

(45) **Date of Patent:** **** May 20, 2003**

(54) **WATCH**

(75) **Inventor:** **Laurent Court, Evires (FR)**

(73) **Assignee:** **Baume & Mercier SA, Geneva (CH)**

(**) **Term:** **14 Years**

(21) **Appl. No.:** **29/161,604**

(22) **Filed:** **Jun. 4, 2002**

(30) **Foreign Application Priority Data**

Dec. 4, 2001 (XH) DM/059 796

(51) **LOC (7) Cl. 10-02**

(52) **U.S. Cl. D10/39**

(58) **Field of Search D10/30-39; 368/280-282,
368/276-277, 285**

(56) **References Cited**

U.S. PATENT DOCUMENTS

- D382,211 S * 8/1997 Bodino D10/30
- D386,095 S * 11/1997 Perrin et al. D10/39
- D388,332 S * 12/1997 Perrin et al. D10/32

- D393,598 S * 4/1998 Perrin et al. D10/39
- D403,599 S * 1/1999 Emmenegger D10/39
- D410,198 S * 5/1999 Hysek D10/30

OTHER PUBLICATIONS

European Jeweler—Oct. 1973—p.94—watch at center.*

* cited by examiner

Primary Examiner—Nelson C. Holtje

(74) *Attorney, Agent, or Firm*—Young & Thompson

(57) **CLAIM**

The ornamental design for a watch, as shown and described.

DESCRIPTION

FIG. 1 is a perspective view of the watch

FIG. 2 is a top view of the watch.

FIG. 3 is a side view from the right of FIG. 2.

FIG. 4 is a side view from the left of FIG. 2.

FIG. 5 is a side view from the bottom of FIG. 2.

FIG. 6 is a side view from the top of FIG. 2; and,

FIG. 7 is a bottom view of the watch.

1 Claim, 1 Drawing Sheet




Fig. 1




Fig. 2

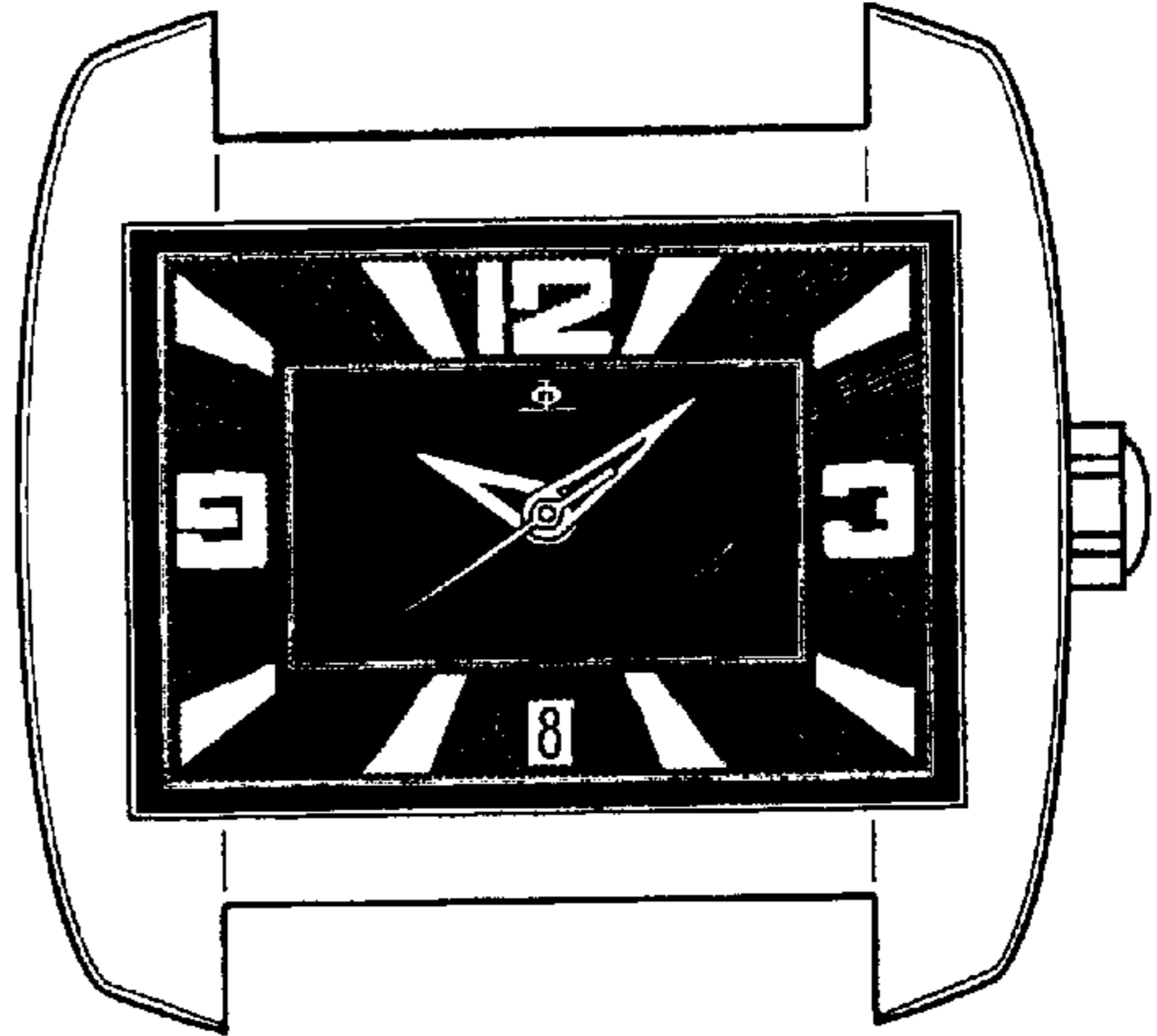


Fig. 3

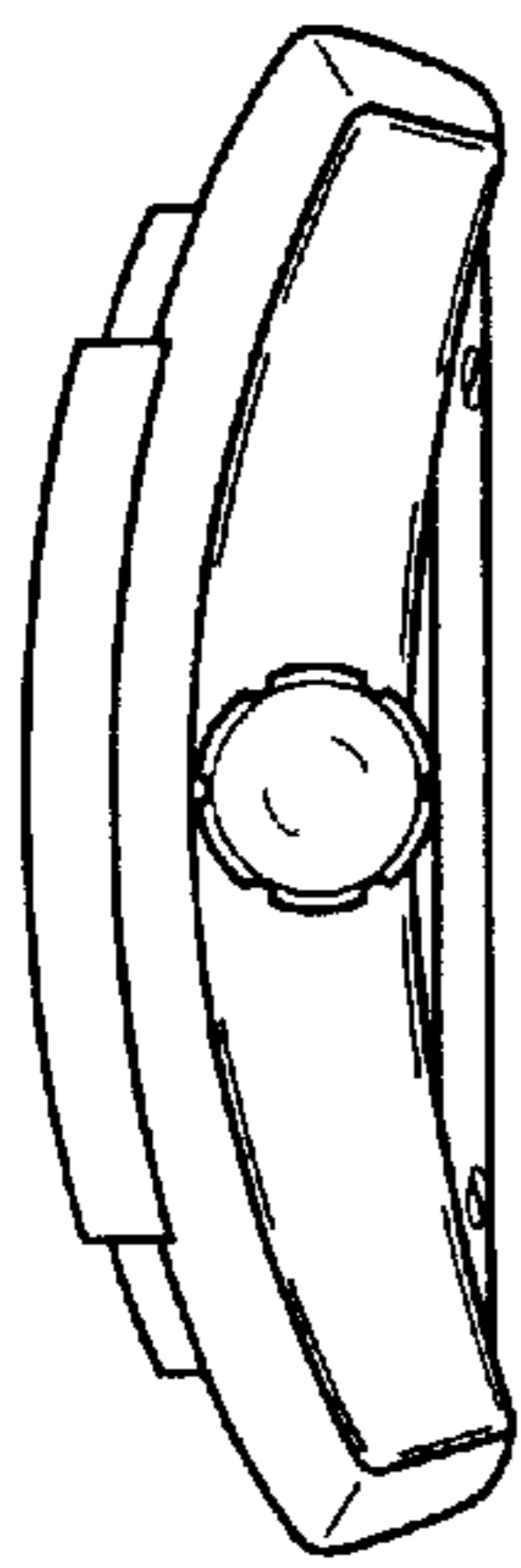


Fig. 4

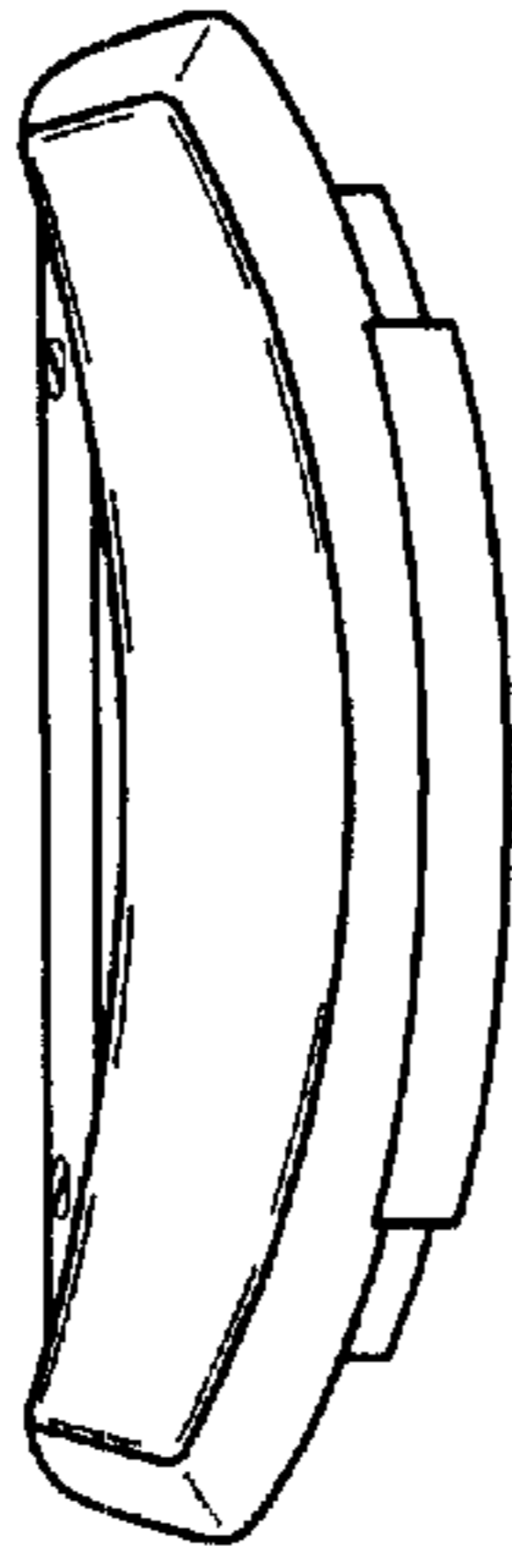


Fig. 5

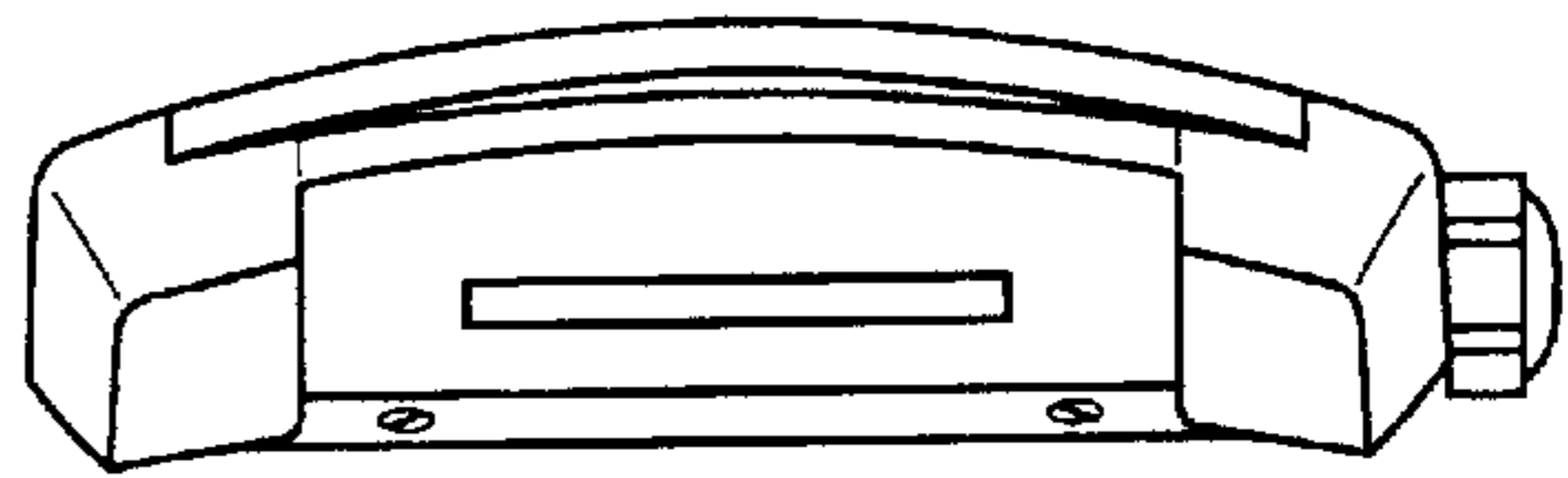


Fig. 6

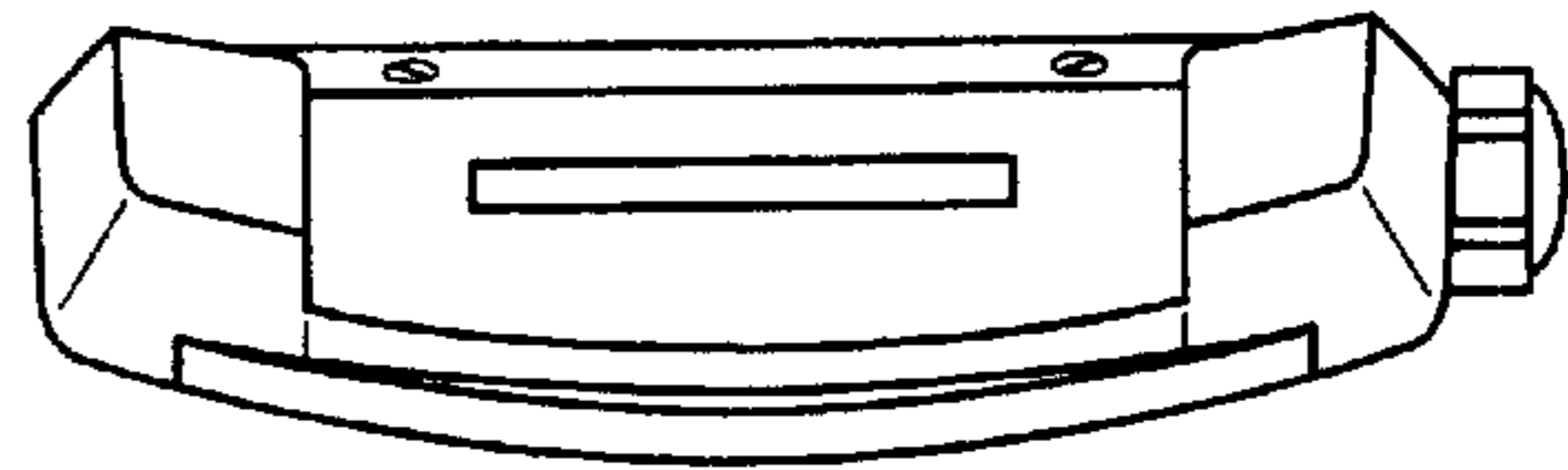


Fig. 7

