



US00D474696S

(12) **United States Design Patent**
Takahashi

(10) **Patent No.:** **US D474,696 S**

(45) **Date of Patent:** **** May 20, 2003**

(54) **WATCH CASE**

(75) **Inventor:** **Takayuki Takahashi**, Fort Lee, NJ
(US)

(73) **Assignee:** **Citizen Watch Co., Ltd.**, Tokyo (JP)

(**) **Term:** **14 Years**

(21) **Appl. No.:** **29/152,584**

(22) **Filed:** **Dec. 27, 2001**

(51) **LOC (7) Cl.** **10-02**

(52) **U.S. Cl.** **D10/30**

(58) **Field of Search** D10/30-39; 368/280-282,
368/276-277, 285

(56) **References Cited**

U.S. PATENT DOCUMENTS

D155,394 S	*	10/1949	Dinhofer	D10/38
D241,630 S	*	9/1976	Burke	D10/32
D244,433 S	*	5/1977	Banks	D10/38
D331,022 S	*	11/1992	Burgener	D10/39
D333,102 S	*	2/1993	Burgener	D10/39

D370,637 S	*	6/1996	Oba	D10/30
D446,131 S	*	8/2001	Monachon	D10/39
D451,405 S	*	12/2001	Yoshikawa et al.	D10/30
D453,298 S	*	2/2002	Yoshikawa et al.	D10/30

* cited by examiner

Primary Examiner—Nelson C. Holtje

(74) *Attorney, Agent, or Firm*—Rader, Fishman & Grauer
PLLC

(57) **CLAIM**

The ornamental design for a watch case, as shown and described.

DESCRIPTION

FIG. 1 is a perspective view of a watch showing my new design;

FIG. 2 is a front elevational view thereof;

FIG. 3 is a rear elevational view thereof;

FIG. 4 is a right side elevational view thereof;

FIG. 5 is a left side elevational view thereof;

FIG. 6 is a top plan view thereof; and,

FIG. 7 is a bottom plan view thereof.

1 Claim, 4 Drawing Sheets




FIG. 1



FIG. 2



FIG. 3




FIG. 4




FIG. 5




FIG. 6




FIG. 7

