



US00D474675S

(12) **United States Design Patent**
Simon et al.

(10) **Patent No.:** **US D474,675 S**

(45) **Date of Patent:** **** May 20, 2003**

(54) **LATCH PROTECTOR FOR CYLINDRICAL DOOR LOCK**

(75) Inventors: **Ira J. Simon**, Long Beach, CA (US);
Martin S. Simon, Long Beach, CA (US)

(73) Assignee: **Triangle Brass Manufacturing Company, Inc.**, Los Angeles, CA (US)

(**) Term: **14 Years**

(21) Appl. No.: **29/156,771**

(22) Filed: **Mar. 6, 2002**

(51) **LOC (7) Cl.** **08-07**

(52) **U.S. Cl.** **D8/346**

(58) **Field of Search** D8/330, 331, 343,
D8/346; 70/417, 418, 450, 451; 292/340,
346; 49/504, 460

(56) **References Cited**

U.S. PATENT DOCUMENTS

2,489,072 A	11/1949	Ausubbel	
3,391,674 A	7/1968	Burleigh	
3,606,429 A	9/1971	Palmer	
3,645,045 A	2/1972	Gervis et al.	
3,698,217 A	10/1972	Roy	
3,764,173 A	10/1973	Griffith	
3,888,530 A	6/1975	Fabrici	
D242,597 S	12/1976	Gamus	
4,017,106 A	4/1977	Salazar	
4,130,311 A	12/1978	Sushan	
4,178,027 A	12/1979	Charron	
D258,716 S	* 3/1981	Ciener	D8/343
D265,720 S	8/1982	Harrison	
D272,413 S	* 1/1984	Hennessy	D8/343
4,484,463 A	11/1984	Hennessy	
4,583,776 A	4/1986	Bouchard	
4,751,834 A	6/1988	Beck	
4,802,701 A	2/1989	Mazie	

4,841,754 A	6/1989	Jones	
5,131,189 A	7/1992	Mascotte	
D332,564 S	1/1993	Santosuosso	
D353,319 S	12/1994	Eckert	
D354,670 S	1/1995	Simon et al.	
D417,833 S	12/1999	Heithe	
D446,107 S	* 8/2001	Carter	D8/346

OTHER PUBLICATIONS

U.S. patent application Ser. No. 29/142,165, Simon et al, filed May 17, 2001.

U.S. patent applicaton Ser. No. 29/142,129, filed May 16, 2001.

Catalog, Architectural Builders Hardware Mfg., Inc., "Overhead Holders/Stops, Electro-Magnetic Door Holders, Hospital Push/Pulls, Coordinators" (1998), p. 8.

Photograph of door pulls, Triangle Brass Manufacturing Company, Inc. (prior to Jan. 2000).

Packaging insert for "The Slipper" latch guard for a cylindrical door lock, Key Service (prior to Jan. 2000).

* cited by examiner

Primary Examiner—Brian N. Vinson

(74) *Attorney, Agent, or Firm*—David Weiss

(57) **CLAIM**

The ornamental design for a latch protector for cylindrical door lock, as shown and described.

DESCRIPTION

FIG. 1 is a generally front perspective view of a latch protector for cylindrical door lock, showing our new design; FIG. 2 is a top plan view thereof, the bottom plan view being a mirror image;

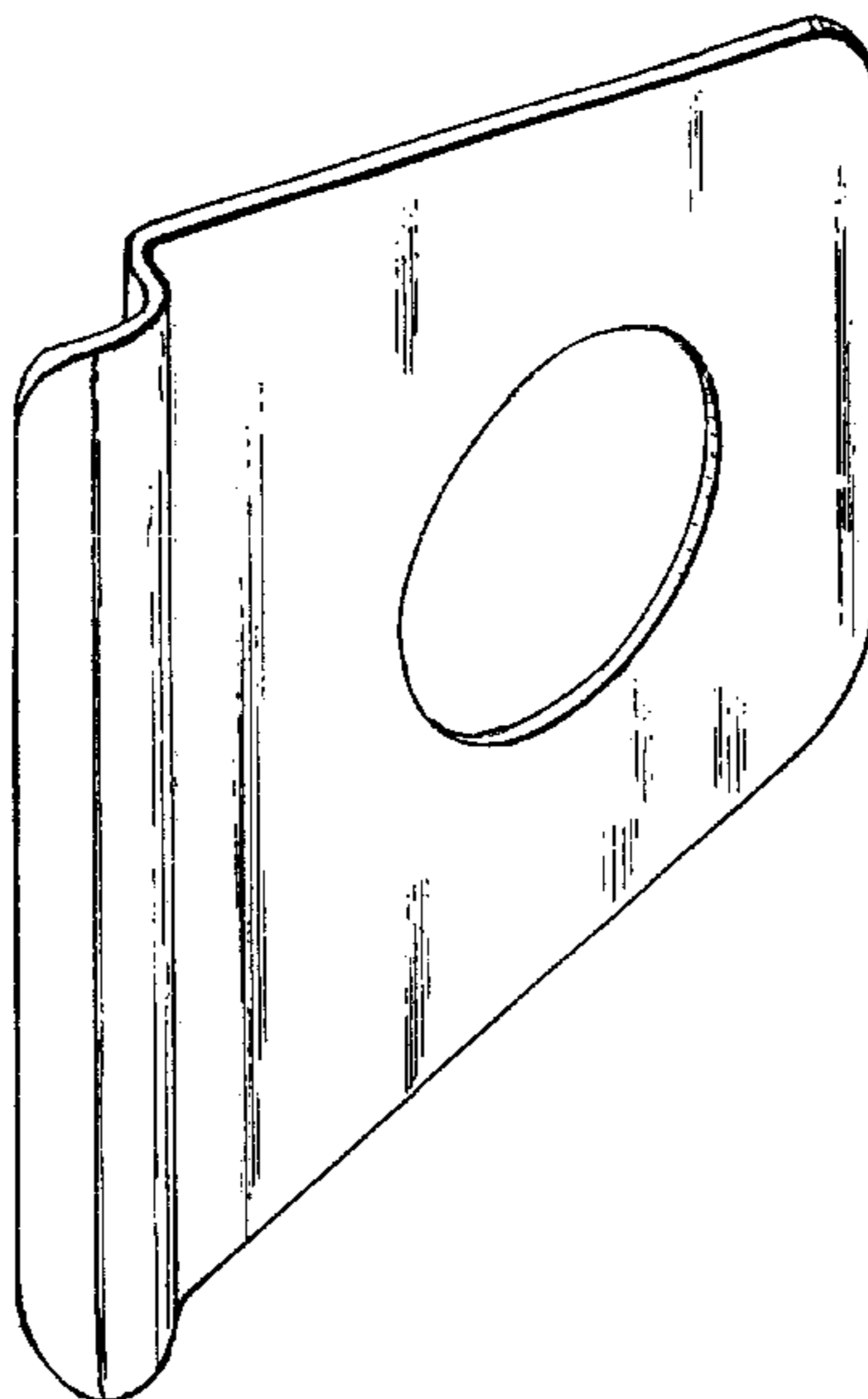
FIG. 3 is a front elevation view thereof;

FIG. 4 is a rear elevation view thereof;

FIG. 5 is a left side elevation view thereof; and,

FIG. 6 is a right side elevation view thereof.

1 Claim, 2 Drawing Sheets



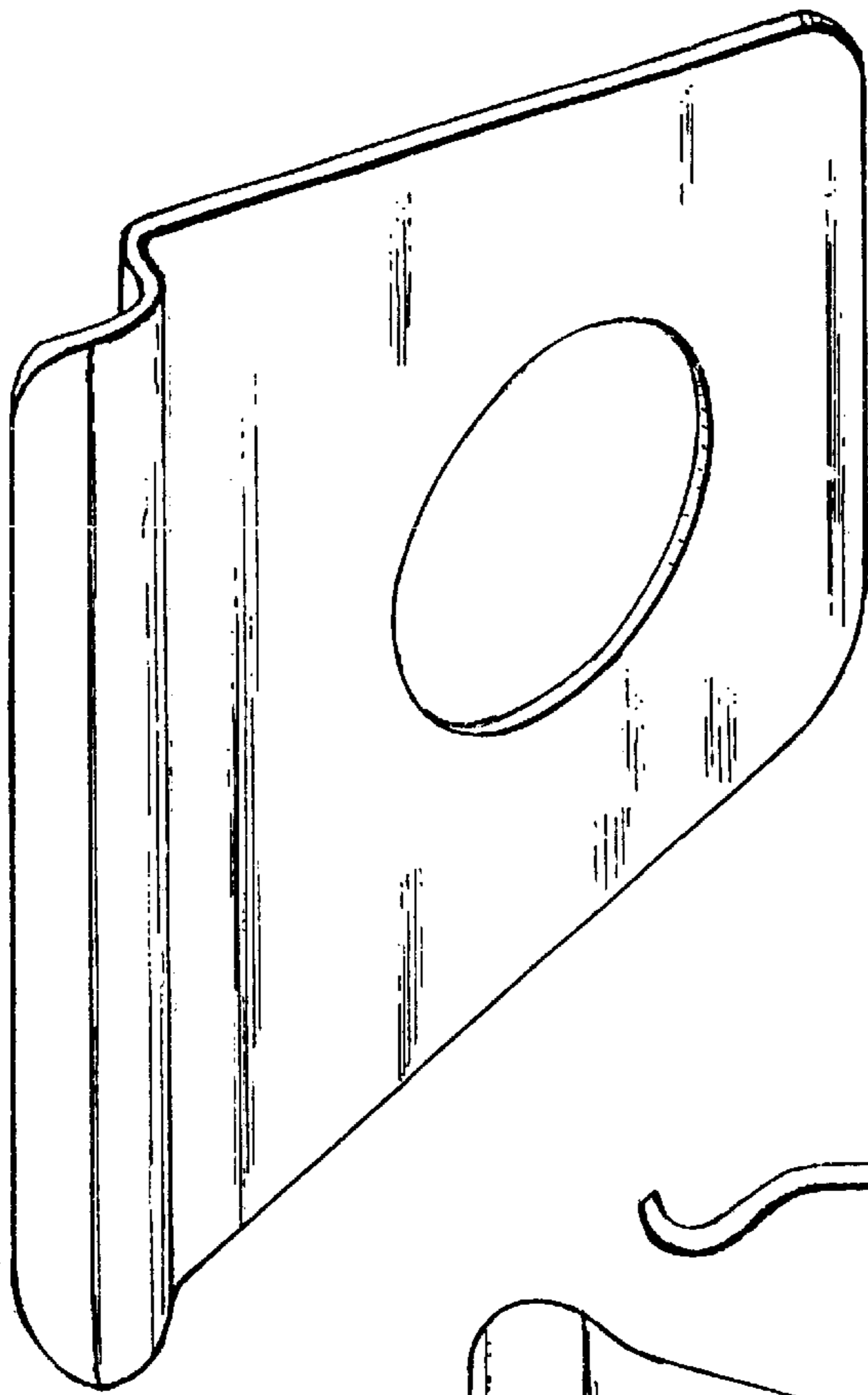


Fig. 1.

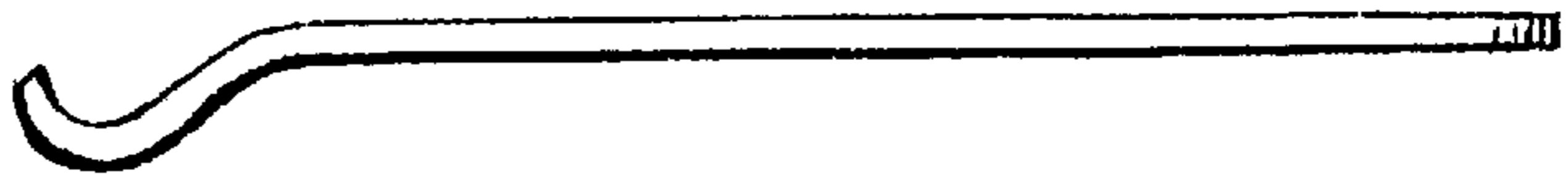


Fig. 2.

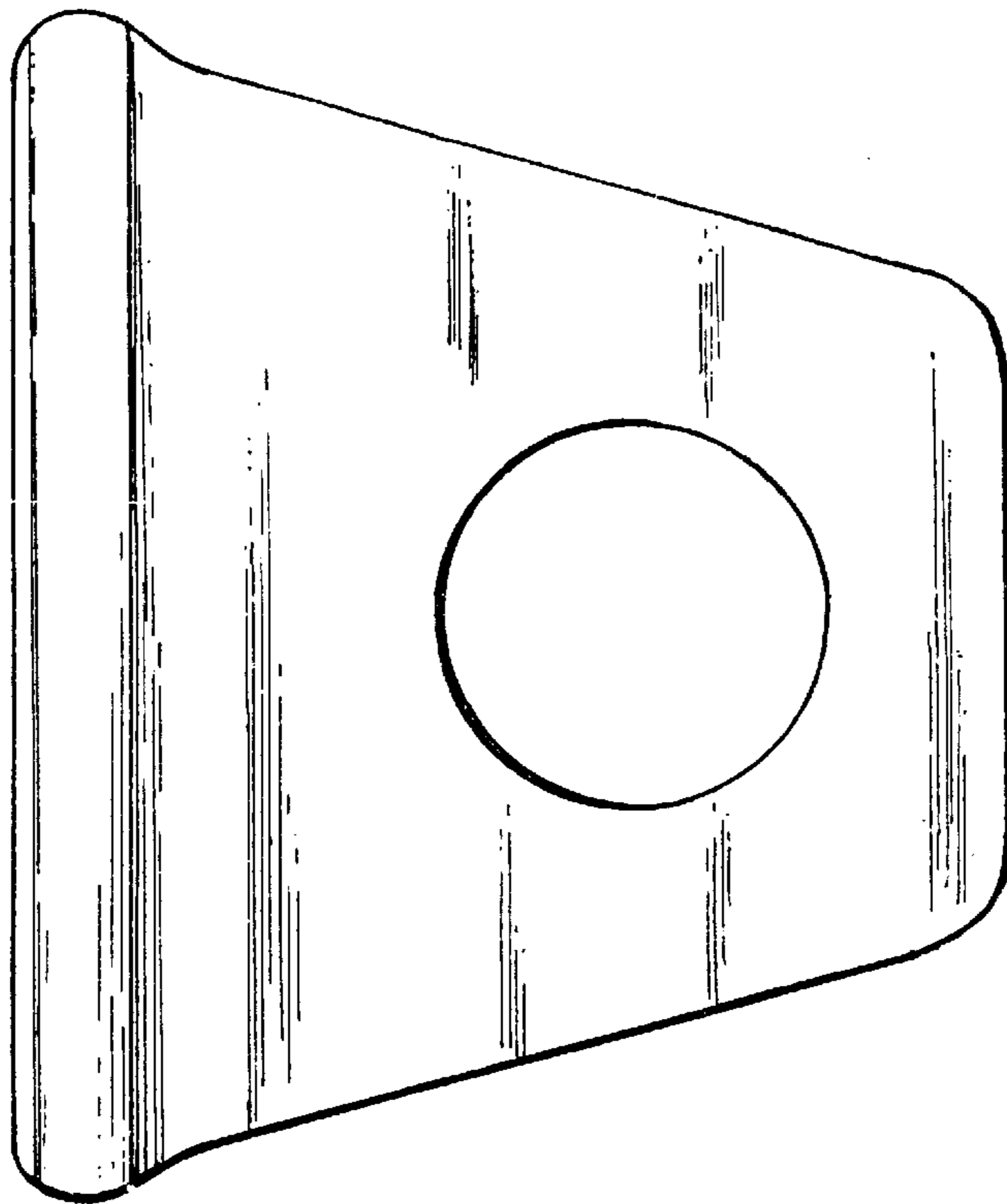


Fig. 3.

Fig. 4.

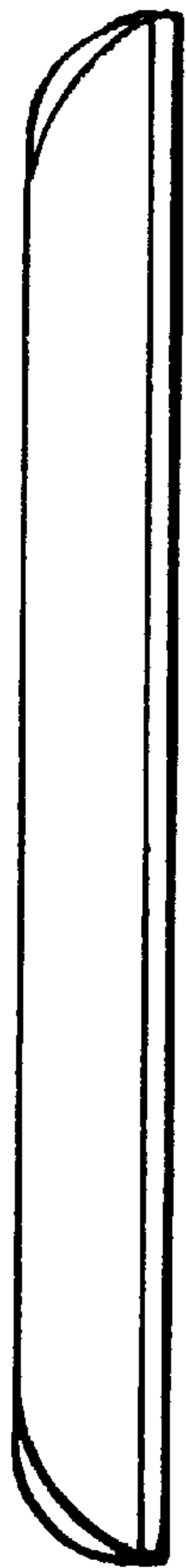
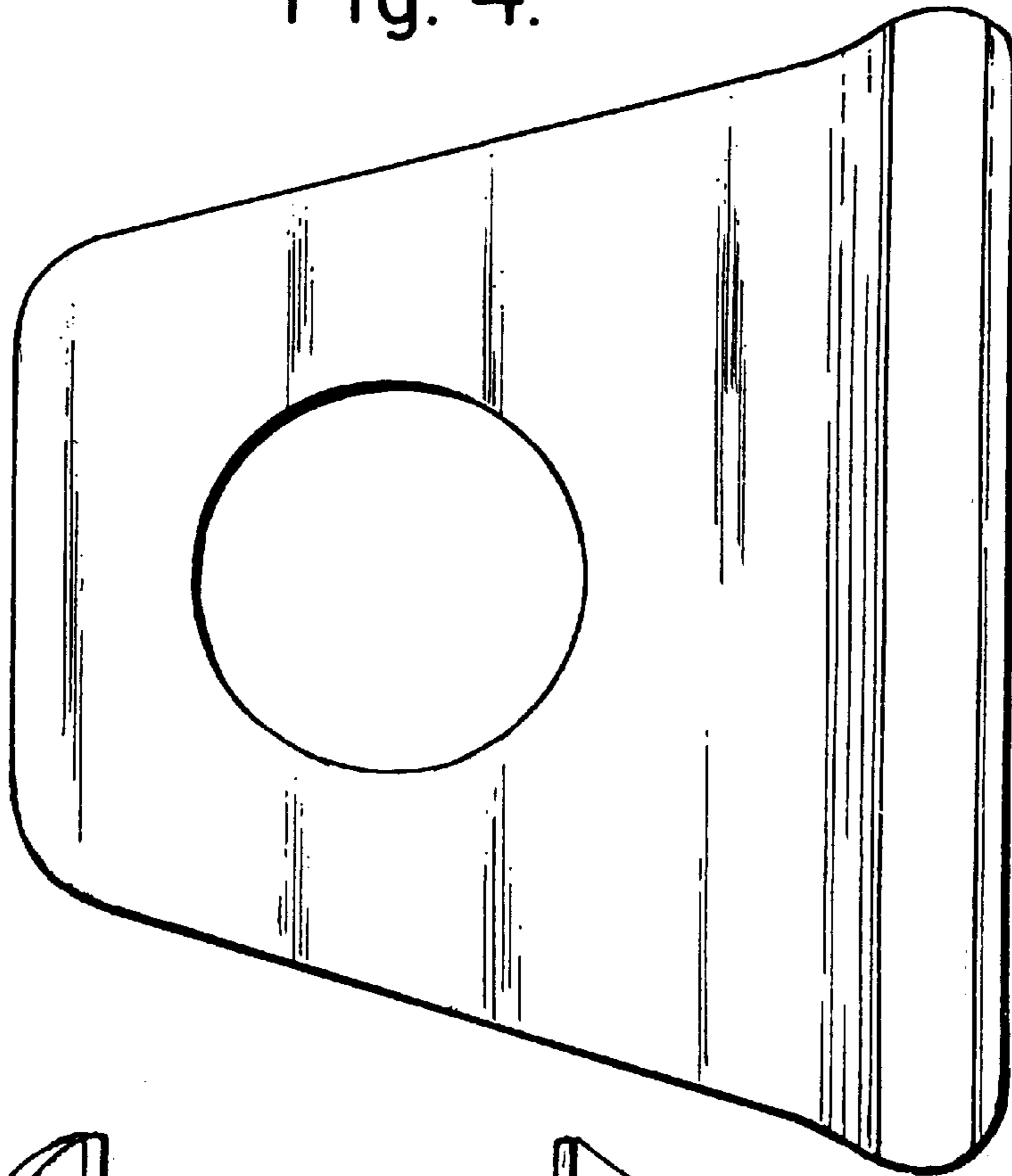


Fig. 5.



Fig. 6.

UNITED STATES PATENT AND TRADEMARK OFFICE
CERTIFICATE OF CORRECTION

PATENT NO. : Des. 474,675 S
DATED : May 20, 2003
INVENTOR(S) : Ira J. Simon and Martin S. Simon

Page 1 of 1

It is certified that error appears in the above-identified patent and that said Letters Patent is hereby corrected as shown below:

Title page,

Item [56], **References Cited**, add the following under last cited U.S PATENT DOCUMENT:

-- FOREIGN PATENT DOCUMENTS

921069

4/1947

France --

Signed and Sealed this

Second Day of September, 2003



JAMES E. ROGAN

Director of the United States Patent and Trademark Office