



US00D474672S

(12) **United States Design Patent**
Fields

(10) **Patent No.:** **US D474,672 S**

(45) **Date of Patent:** **** May 20, 2003**

(54) **KNOB WITH INSERT**

5,499,427 A * 3/1996 Bowman 16/417

(75) Inventor: **Betsy Fields**, Silverton, CO (US)

OTHER PUBLICATIONS

(73) Assignee: **Liberty Hardware Mfg. Co.**,
Winston-Salem, NC (US)

American Cabinet Hardware Cat. 139; copyright 1939; p. 210; knob 675.*

(**) Term: **14 Years**

Phylrich Hardware Cat.; copyright 1965; p. 39-F; pull 115/102.*

(21) Appl. No.: **29/159,742**

* cited by examiner

(22) Filed: **Apr. 26, 2002**

Primary Examiner—B. J. Bullock

(51) **LOC (7) Cl.** **08-06**

(74) *Attorney, Agent, or Firm*—Edgar A. Zarins; Lloyd D. Doigan

(52) **U.S. Cl.** **D8/310**

(57) **CLAIM**

(58) **Field of Search** D8/300–302, 305,
D8/307, 310; D23/250–254; 292/347; 16/110.1,
412, 414–420, 441, 443–446

The ornamental design for a knob with insert, as shown and described.

(56) **References Cited**

DESCRIPTION

U.S. PATENT DOCUMENTS

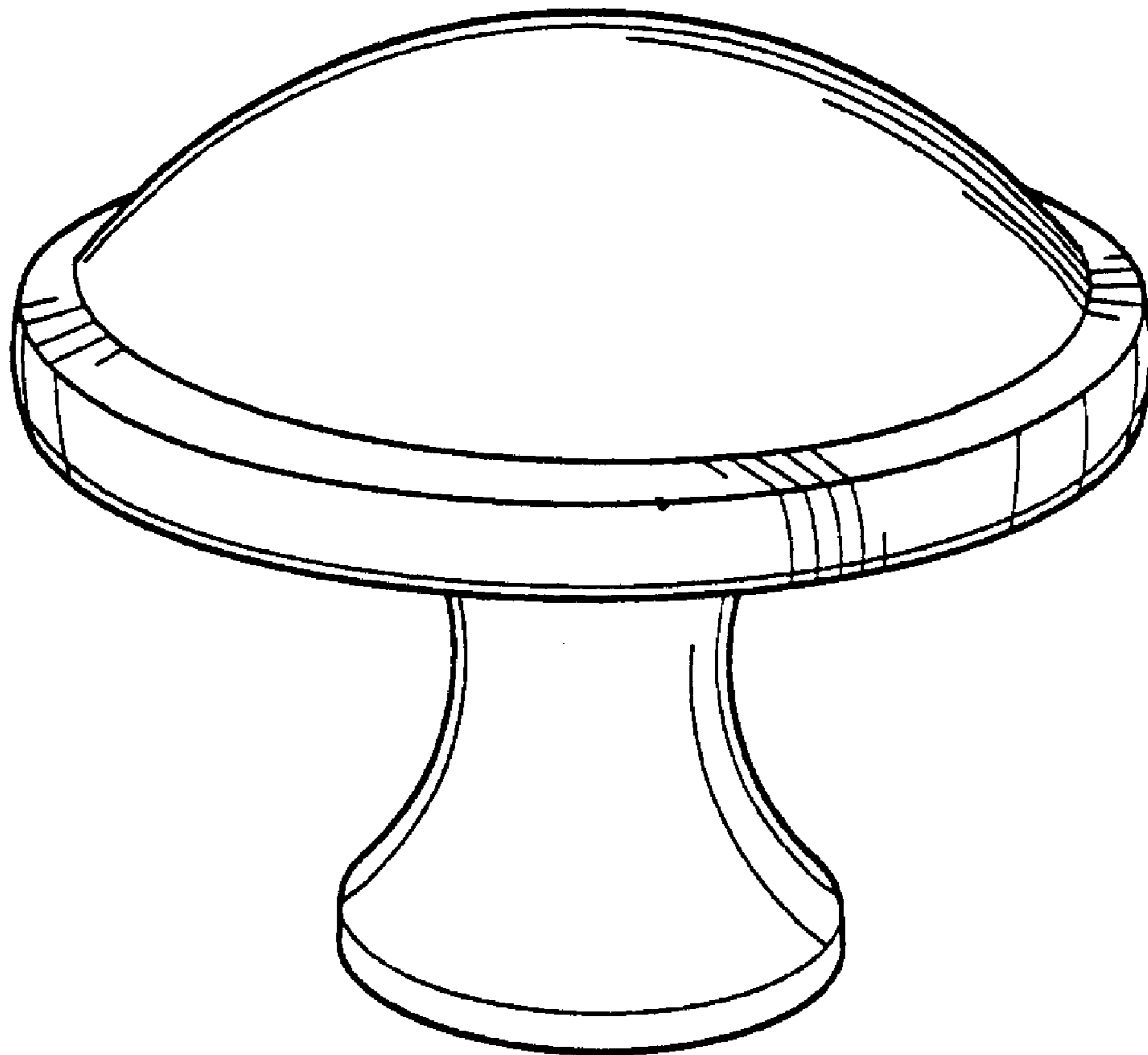
D184,621 S	*	3/1959	Heyer et al.	D8/305
D186,464 S	*	10/1959	Louis	D8/305
3,487,496 A	*	1/1970	Guyton et al.	16/414
D297,211 S	*	8/1988	Rhoades	D8/310
D361,492 S	*	8/1995	Chieda	D8/310

FIG. 1 is a perspective view of a knob with insert showing my new design;

FIG. 2 is a front elevational view thereof; and,

FIG. 3 is a side elevational view thereof.

1 Claim, 1 Drawing Sheet



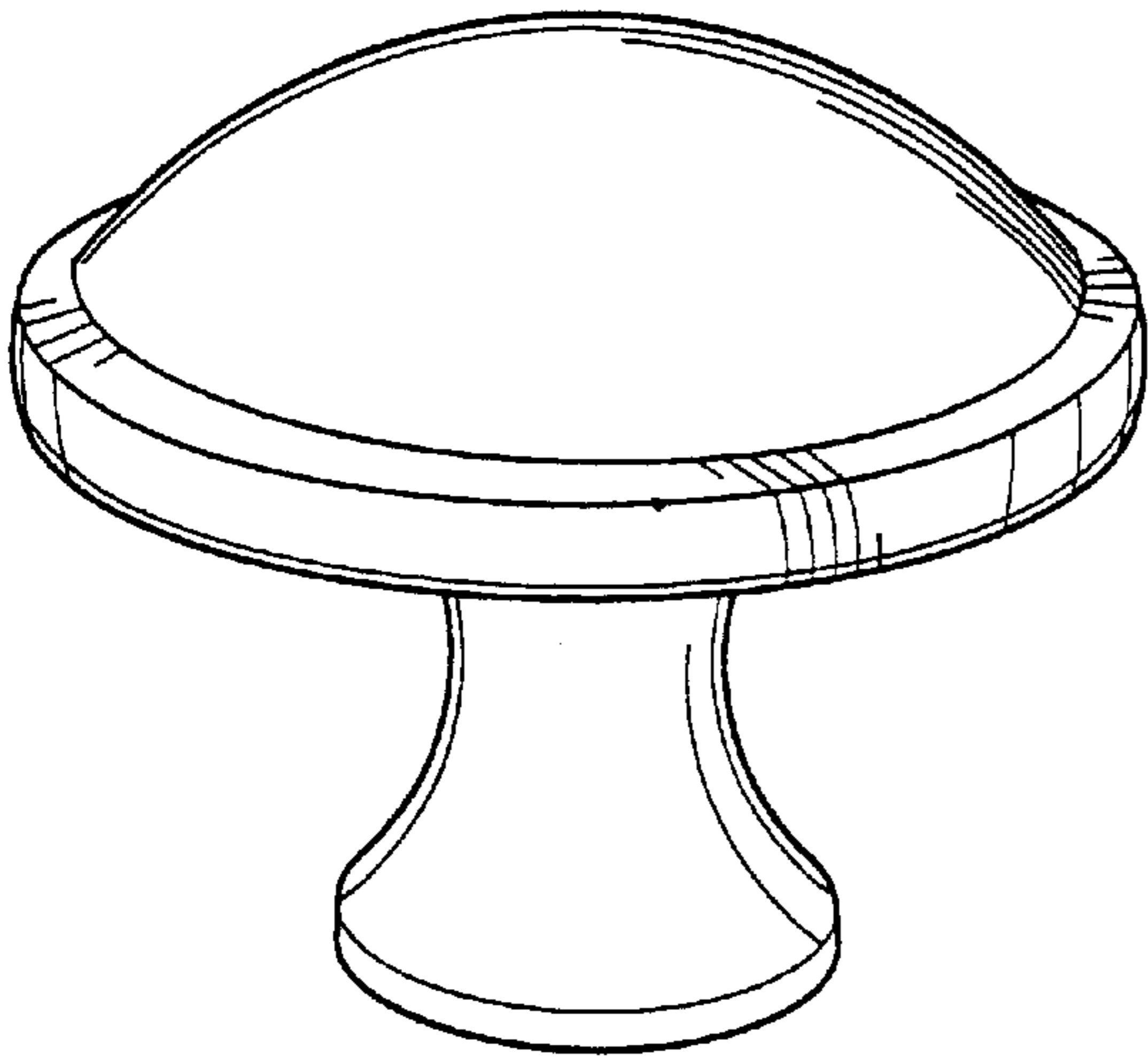


Fig-1

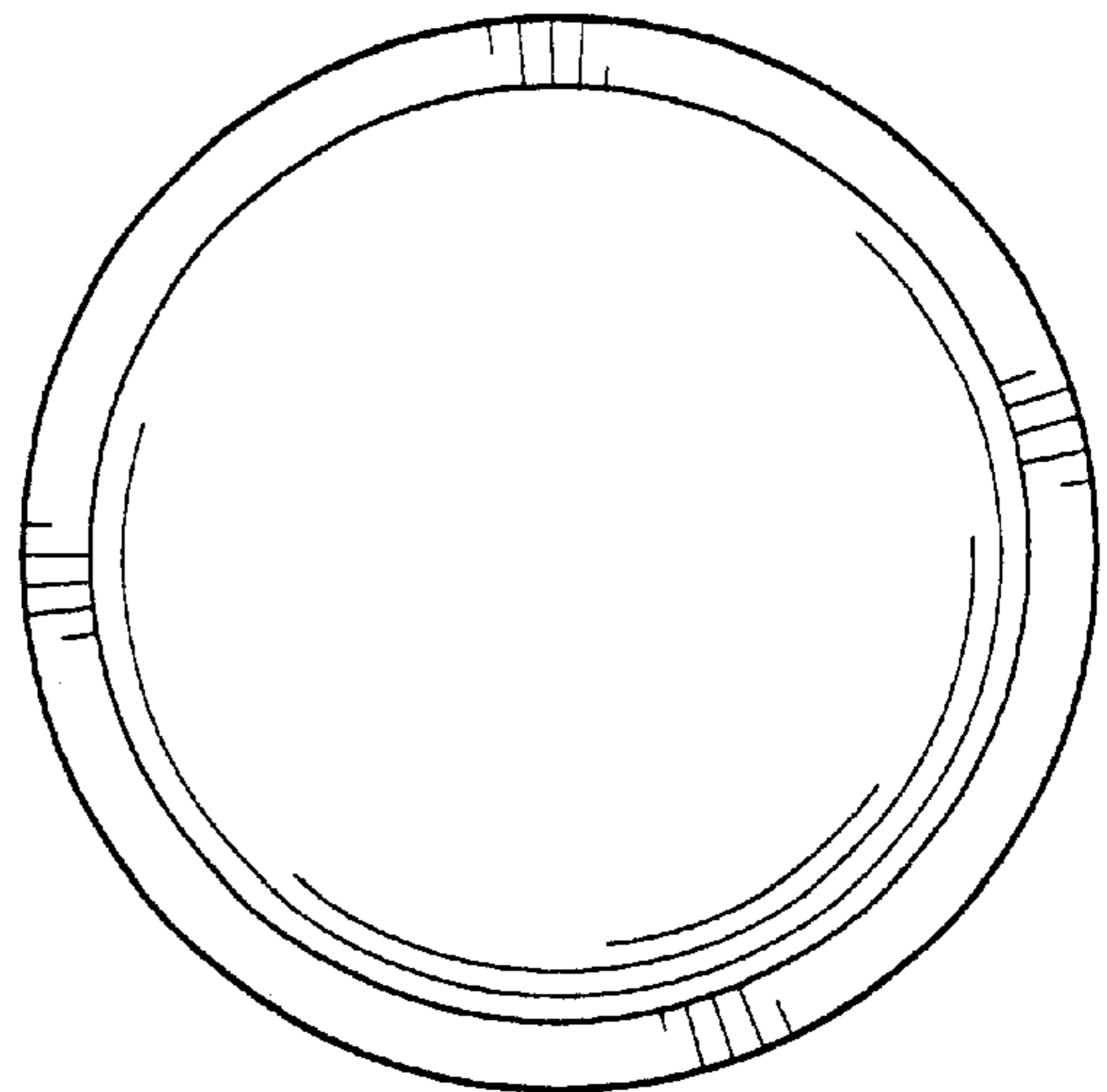


Fig-2

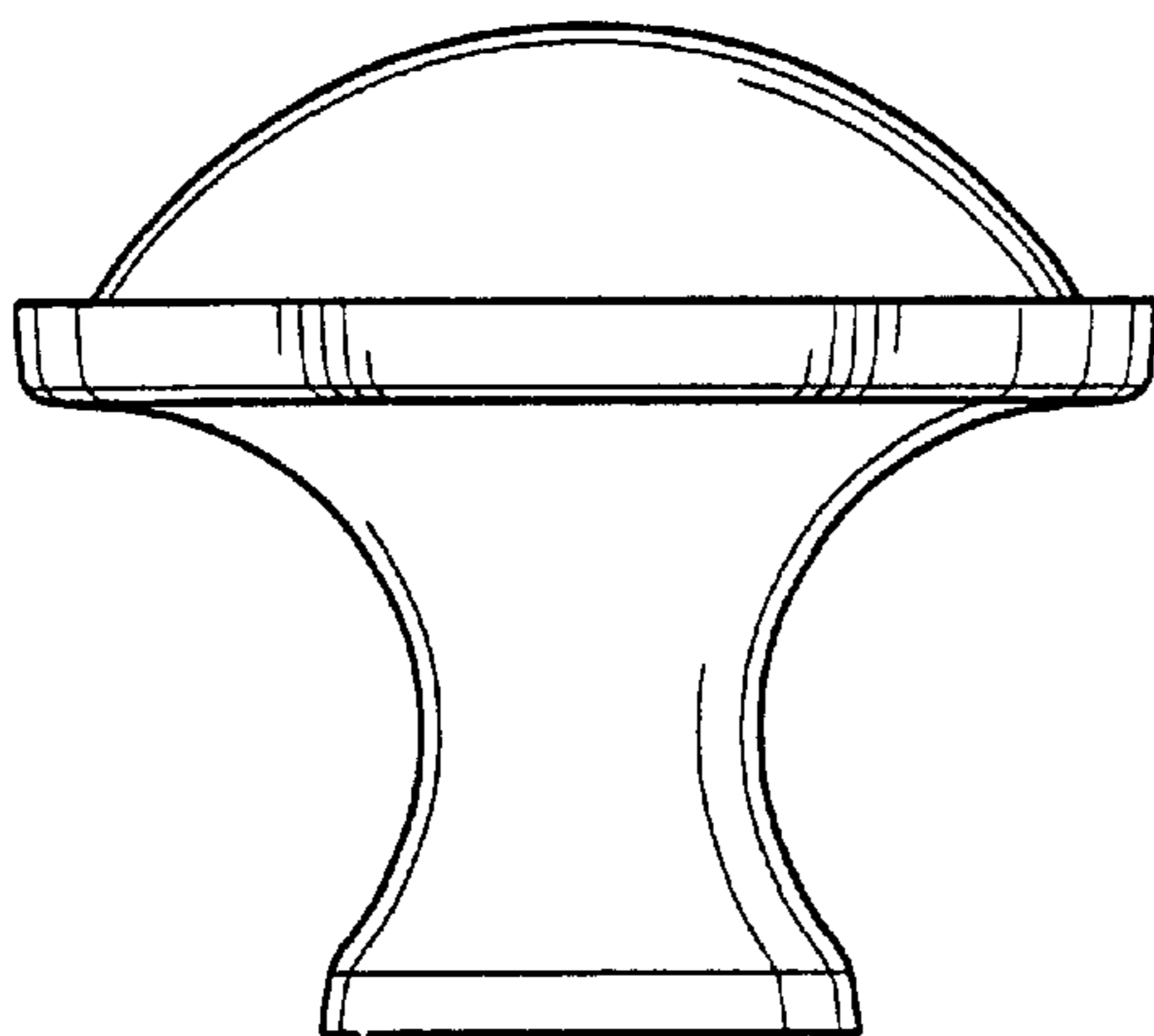


Fig-3