



US00D474658S

(12) **United States Design Patent**  
**Gross**

(10) **Patent No.:** **US D474,658 S**

(45) **Date of Patent:** **\*\* May 20, 2003**

(54) **FORK**  
(75) Inventor: **Brett Gross**, Tarzana, CA (US)  
(73) Assignee: **Alegacy Foodservice Products Group, Inc.**, Rancho Dominguez, CA (US)  
(\*\*) Term: **14 Years**

2,801,873 A \* 8/1957 Faughnder ..... 30/322 X  
D182,221 S \* 3/1958 Berry, Jr. .... D7/653  
D272,033 S \* 1/1984 Saucier ..... D7/653  
D299,997 S \* 2/1989 Tucker et al. .... D7/653  
4,835,864 A \* 6/1989 Tang ..... 30/322 X  
D306,116 S \* 2/1990 Zimmerman ..... D7/653

\* cited by examiner

(21) Appl. No.: **29/167,126**  
(22) Filed: **Sep. 9, 2002**

*Primary Examiner*—Terry A. Wallace  
(74) *Attorney, Agent, or Firm*—Oppenheimer Wolff & Donnelly LLP

**Related U.S. Application Data**

(62) Division of application No. 29/152,796, filed on Dec. 27, 2001.

(51) **LOC (7) Cl.** ..... **07-02**  
(52) **U.S. Cl.** ..... **D7/683**  
(58) **Field of Search** ..... D7/683, 393–395,  
D7/401.2, 653–664; 30/322, 323; 294/55.5,  
61

(57) **CLAIM**

The ornamental design for a fork, as shown and described.

**DESCRIPTION**

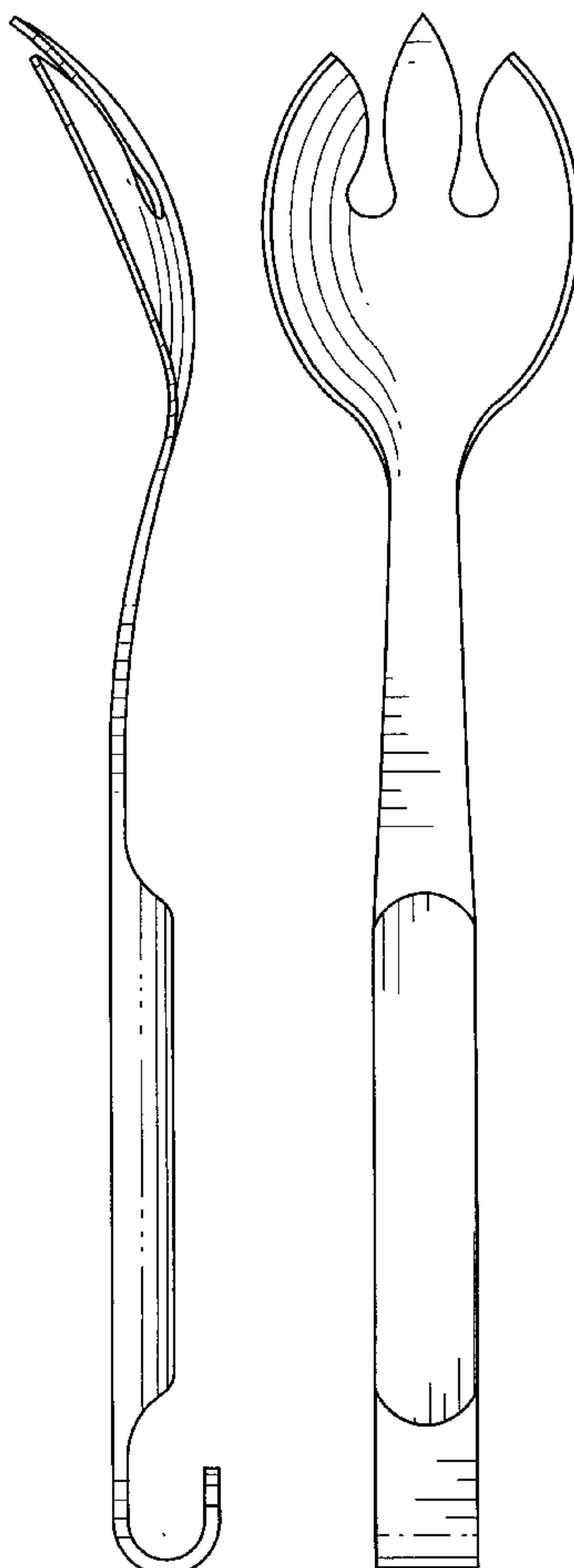
FIG. 1 is a side elevation view of a fork showing my new design;  
FIG. 2 is a front elevation view thereof;  
FIG. 3 is a rear elevation view thereof;  
FIG. 4 is a top plan view thereof; and,  
FIG. 5 is a bottom plan view thereof.

(56) **References Cited**

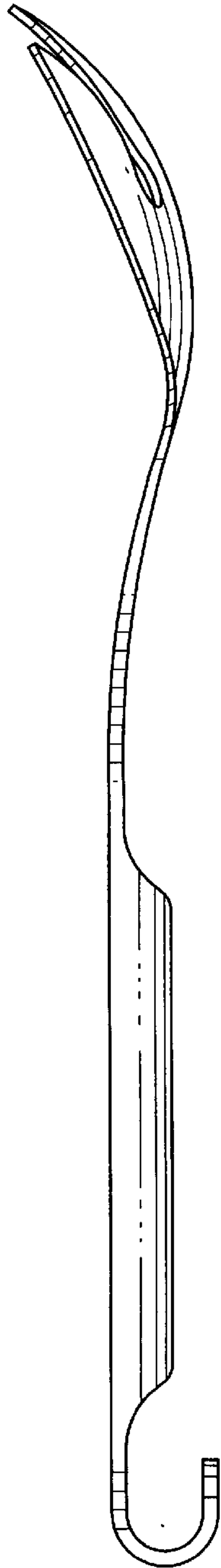
**U.S. PATENT DOCUMENTS**

D160,264 S \* 9/1950 LaPaglia ..... D7/653

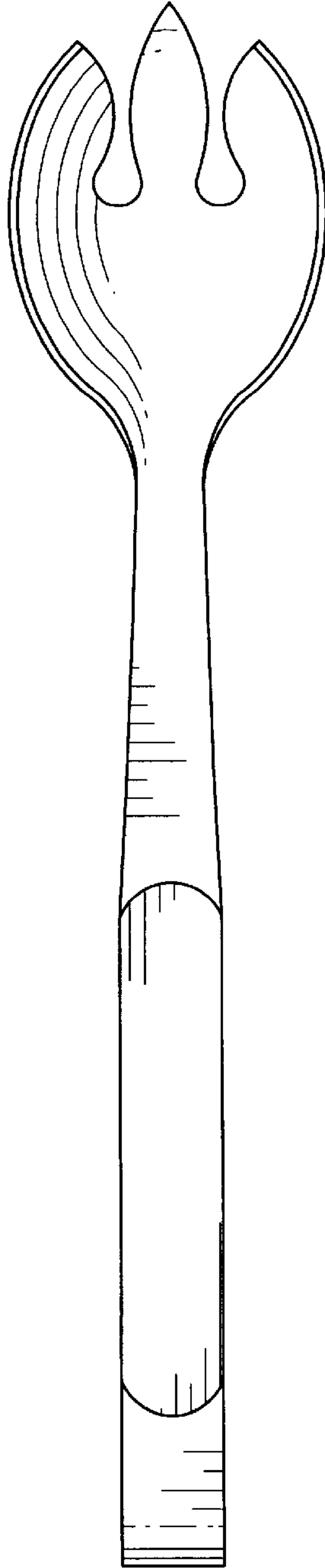
**1 Claim, 1 Drawing Sheet**



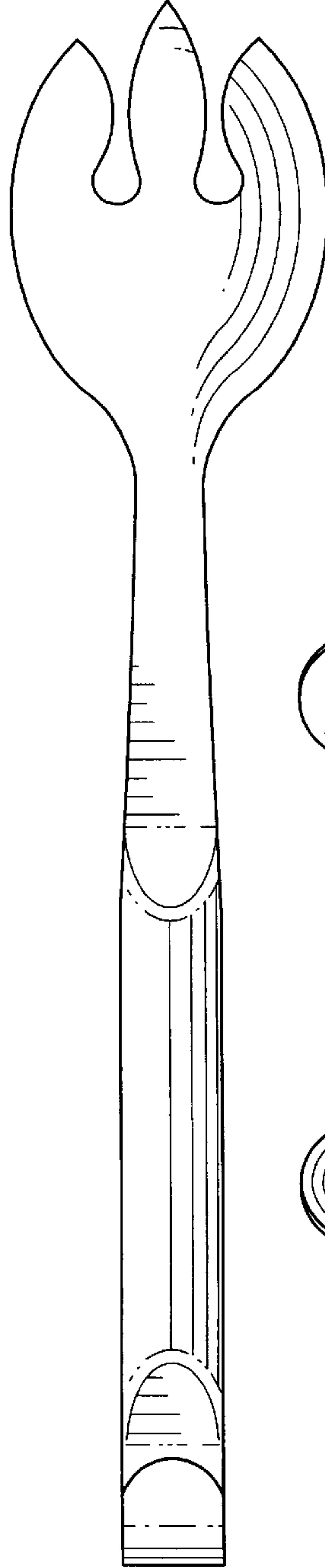
*FIG. 1*




*FIG. 2*



*FIG. 3*



*FIG. 4*



*FIG. 5*

