



US00D474646S

(12) **United States Design Patent**
Zemel

(10) **Patent No.:** **US D474,646 S**

(45) **Date of Patent:** **** May 20, 2003**

(54) **SKEWER HANDLE**

(75) Inventor: **Marc Zemel**, Old Bethpage, NY (US)

(73) Assignee: **Mr. Bar-B-Q-, Inc.**, Old Bethpage, NY (US)

(**) Term: **14 Years**

(21) Appl. No.: **29/144,312**

(22) Filed: **Jul. 2, 2001**

(51) **LOC (7) Cl.** **07-06**

(52) **U.S. Cl.** **D7/395**

(58) **Field of Search** D7/681-697, 393,
D7/395, 401.2; 99/419, 421 A, 421 H;
30/322, 323; 294/1.1, 26, 61; 452/1, 2,
5, 6, 12, 17, 102; 16/430, 431, 110.1

(56) **References Cited**

U.S. PATENT DOCUMENTS

2,184,216 A * 12/1939 Gross 294/1.1
D361,698 S * 8/1995 Stark D7/683
D401,123 S * 11/1998 McHale D7/683

OTHER PUBLICATIONS

MR. BAR-B-Q Product Sheet Item No. 02052 Copyright 1999.

MR. BAR-B-Q Product Sheet Item No. 06030 Copyright 1998.

* cited by examiner

Primary Examiner—Terry A. Wallace

(74) *Attorney, Agent, or Firm*—Seth Natter; Natter & Natter

(57) **CLAIM**

The ornamental design for a skewer handle, as shown and described.

DESCRIPTION

FIG. 1 is a front elevational view of a skewer handle showing my new design;

FIG. 2 is a side elevational view thereof;

FIG. 3 is a top view thereof;

FIG. 4 is a bottom view thereof; and,

FIG. 5 is a perspective view thereof.

The undisclosed rear and side views are mirror images of the front and side shown. The broken lines are for illustrative purposes only and form no part of the claimed design.

1 Claim, 1 Drawing Sheet






Fig. 1




Fig. 2



Fig. 3



Fig. 4

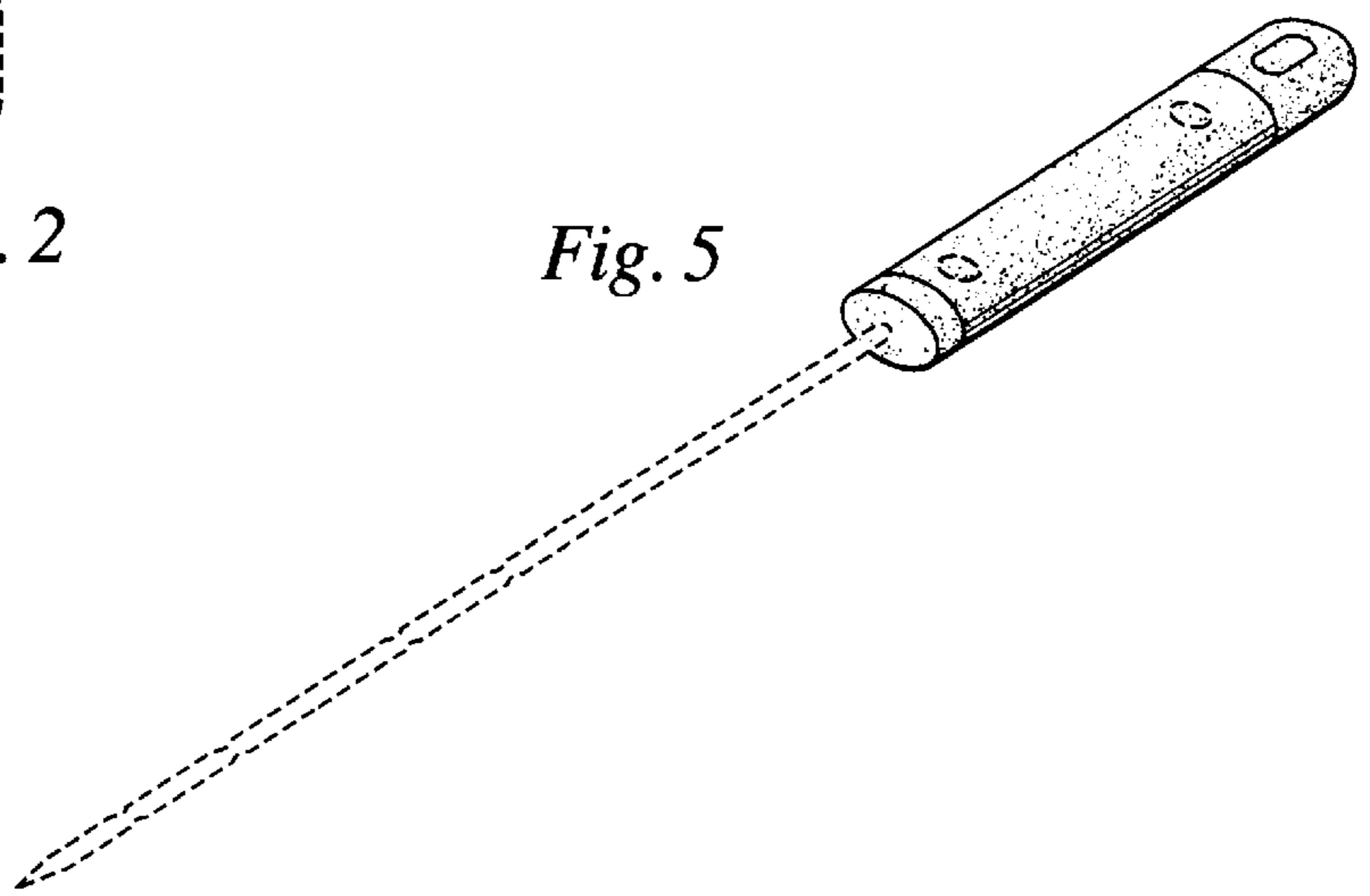


Fig. 5