



US00D474645S

(12) **United States Design Patent**
Kaufmann et al.

(10) **Patent No.:** **US D474,645 S**

(45) **Date of Patent:** **** May 20, 2003**

(54) **HANDLE FOR KITCHEN GADGETS**

D408,218 S 4/1999 Thomas
D417,132 S 11/1999 Schneider
D432,354 S 10/2000 Wagner

(75) Inventors: **Ulla Kaufmann**, Hildesheim (DE);
Martin Kaufmann, Hildesheim (DE)

(73) Assignee: **Zwilling J.A. Henckels AG**, Solingen (DE)

Primary Examiner—Terry A. Wallace
(74) *Attorney, Agent, or Firm*—Howrey Simon Arnold & White, LLP; Michael J. Bell

(**) Term: **14 Years**

(57) **CLAIM**

(21) Appl. No.: **29/156,031**

The ornamental design for a handle for kitchen gadgets, as shown and described.

(22) Filed: **Feb. 25, 2002**

DESCRIPTION

(30) **Foreign Application Priority Data**

Sep. 14, 2001 (XH) DM/057 288

(51) **LOC (7) Cl.** **07-04**

(52) **U.S. Cl.** **D7/394; D7/395**

(58) **Field of Search** D7/393–395, 681–697;
16/110.1; 416/70 R; 366/129; D8/107

FIG. 1 is a perspective view of handle for kitchen gadgets embodying our design with dashed lines to illustrate environment;

FIG. 2 is another perspective view thereof;

FIG. 3 is a front elevational view thereof; the rear elevational view being a mirror image thereof;

FIG. 4 is a top plan view thereof; the bottom plan view being a mirror image thereof;

FIG. 5 is a right elevational view thereof; and,

FIG. 6 is a left elevational view thereof.

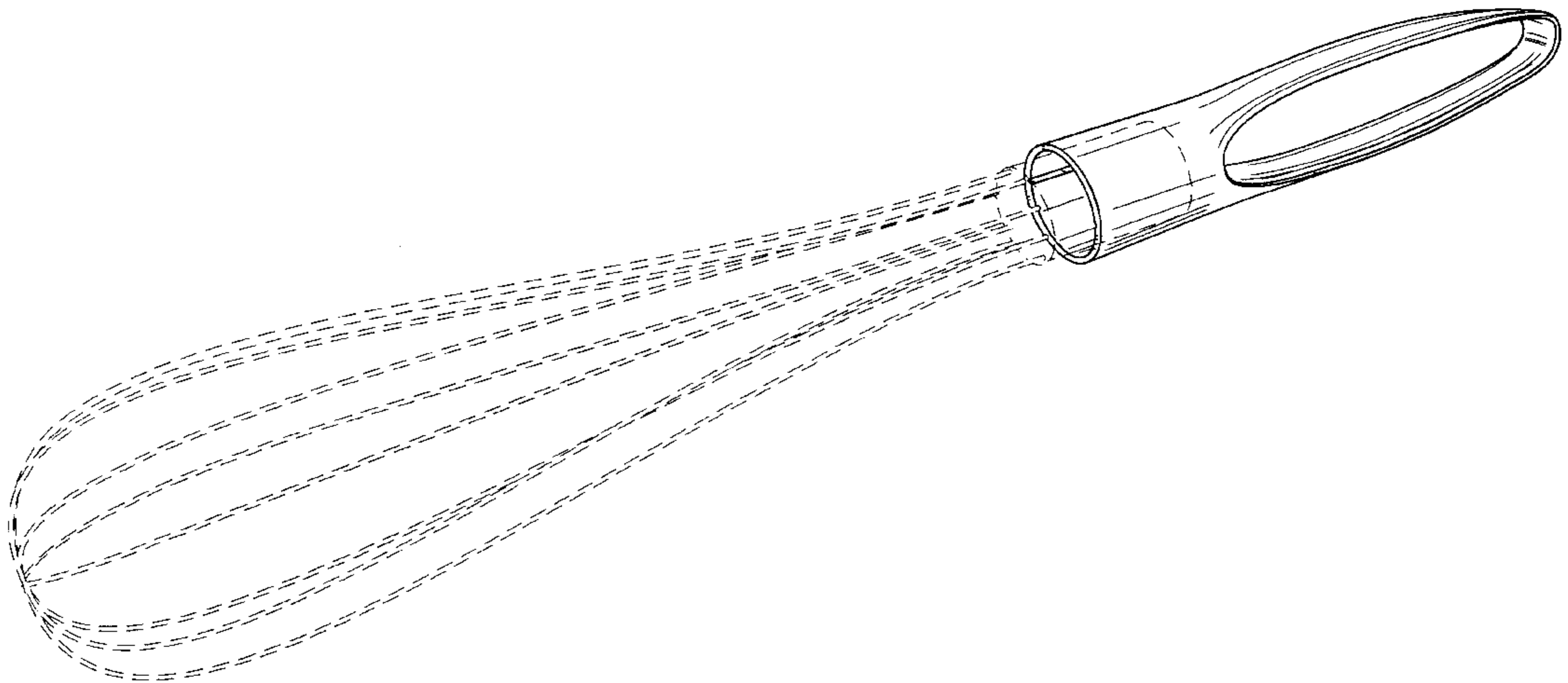
The dashed lines in FIG. 1 illustrate environment only and form no new part of the claimed design.

(56) **References Cited**

U.S. PATENT DOCUMENTS

5,131,152 A 7/1992 Wordtmann et al.
D331,692 S 12/1992 Rieser
D375,035 S 10/1996 Mangol

1 Claim, 3 Drawing Sheets



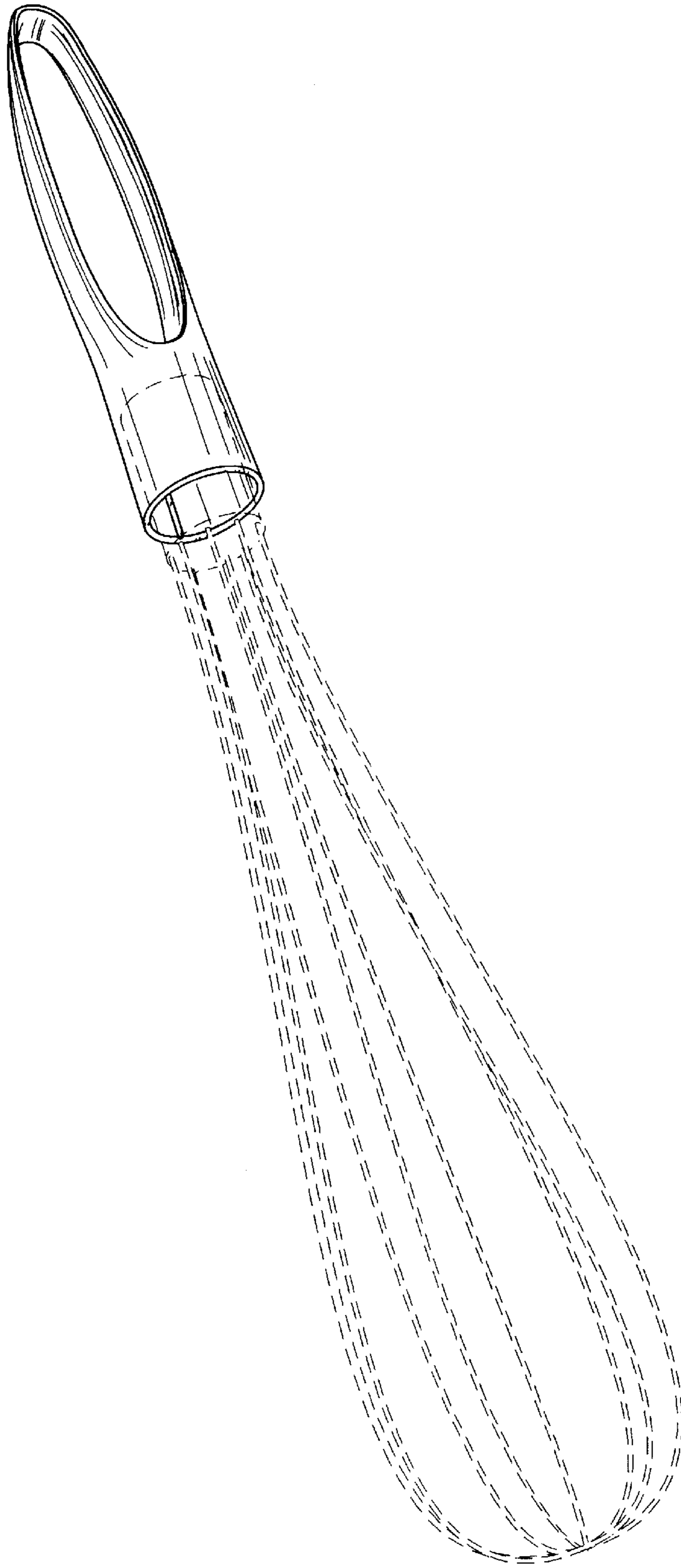


FIG. 1

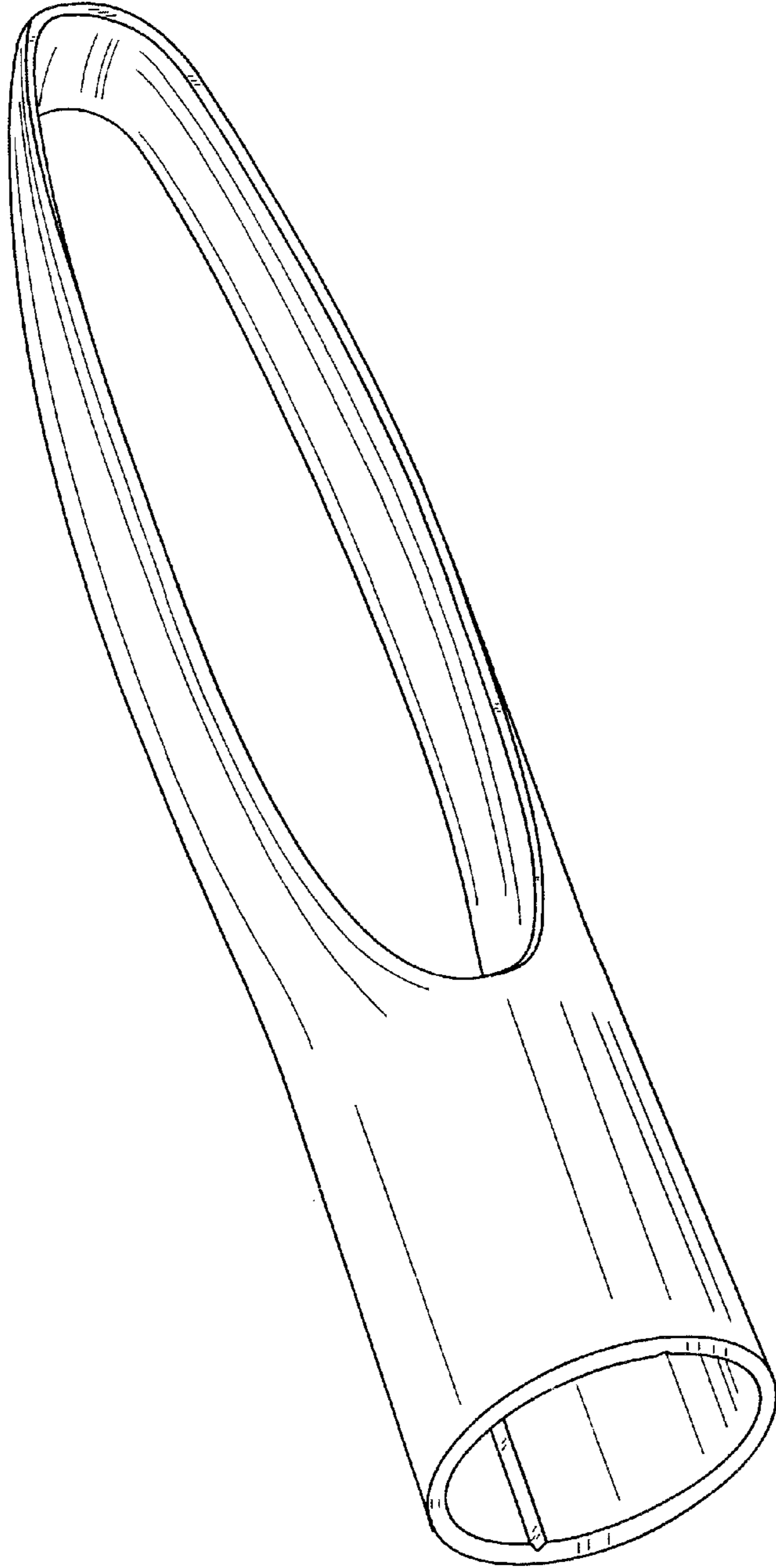


FIG. 2




FIG. 3




FIG. 4




FIG. 5

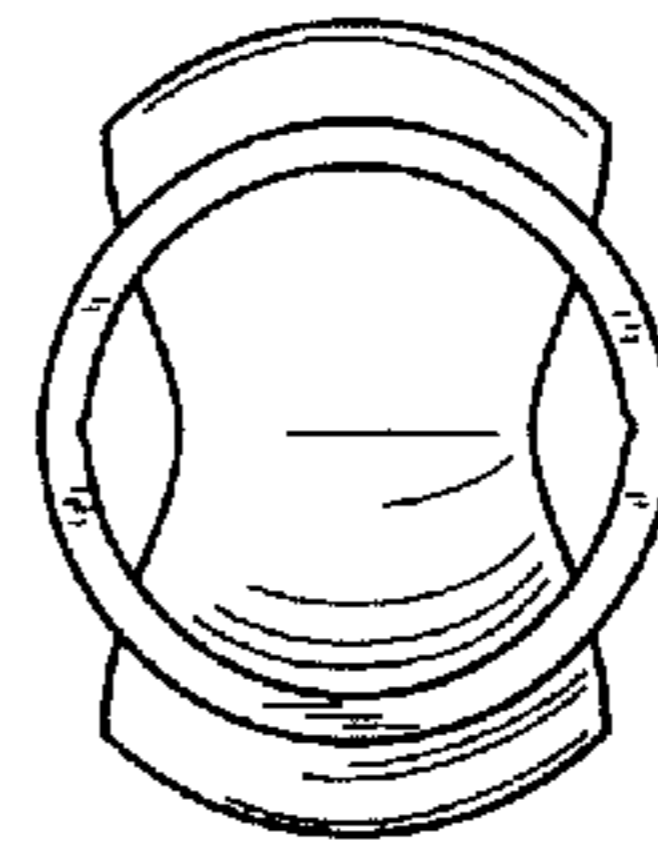


FIG. 6