



US00D474644S

(12) **United States Design Patent**  
**Zemel**

(10) **Patent No.:** **US D474,644 S**

(45) **Date of Patent:** **\*\* May 20, 2003**

(54) **HAND GRIP FOR BARBECUE TOOL**

(75) Inventor: **Marc Zemel**, Old Bethpage, NY (US)

(73) Assignee: **Mr. Bar-B-Q-, INC**, Old Bethpage, NY (US)

(\*\*) Term: **14 Years**

(21) Appl. No.: **29/162,316**

(22) Filed: **Jun. 14, 2002**

**Related U.S. Application Data**

(63) Continuation-in-part of application No. 29/151,601, filed on Dec. 6, 2001, now Pat. No. Des. 463,952, which is a continuation-in-part of application No. 29/142,160, filed on May 21, 2001, now Pat. No. Des. 456,207.

(51) **LOC (7) Cl.** ..... **07-06**

(52) **U.S. Cl.** ..... **D7/393**

(58) **Field of Search** ..... D7/393, 395, 401.2, D7/682-697; D4/138; D8/107; 16/110.1, 430, 431, 436, DIG. 12, DIG. 19; 15/111, 143.1, 159.1, 236.01

(56) **References Cited**

**U.S. PATENT DOCUMENTS**

- D149,464 S \* 5/1948 Adler ..... D7/395
- 4,209,877 A 7/1980 Colasent
- D361,695 S 8/1995 Sutker
- 5,440,784 A \* 8/1995 Hull et al. .... 16/430
- 5,623,739 A 4/1997 Thompson

- D397,272 S \* 8/1998 Bell et al. .... D7/395
- D400,328 S 10/1998 Zemel
- 5,867,867 A 2/1999 Kessler
- D417,121 S 11/1999 Brunianyn
- 6,216,306 B1 4/2001 Esterson
- 6,237,192 B1 5/2001 Garrison
- 6,282,742 B1 9/2001 Boggs
- D456,667 S 5/2002 Veltri et al.

\* cited by examiner

*Primary Examiner*—Terry A. Wallace

(74) *Attorney, Agent, or Firm*—Seth Natter; Natter & Natter

(57) **CLAIM**

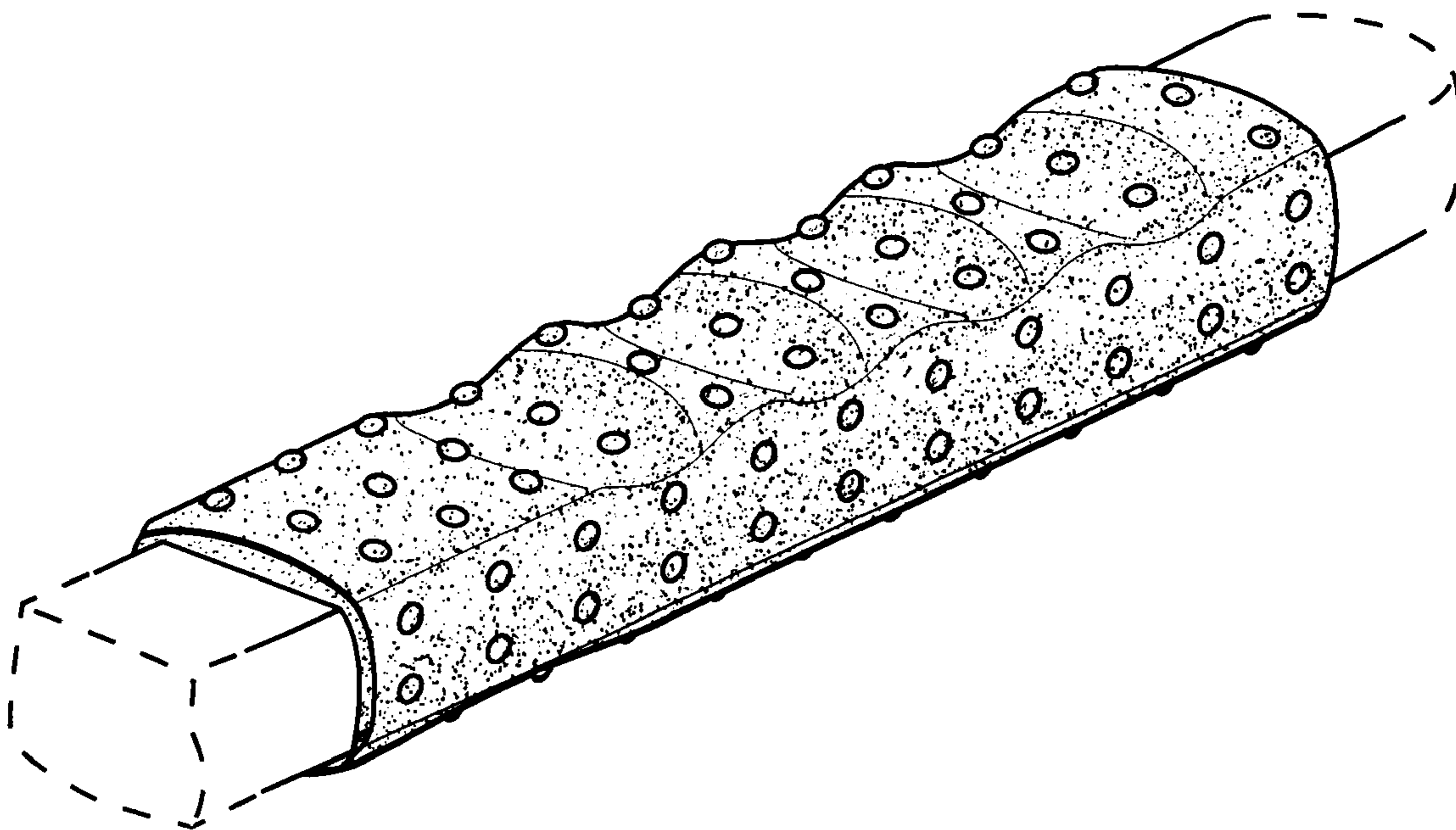
The ornamental design for a hand grip for barbecue tool, as shown and described.

**DESCRIPTION**

FIG. 1 is a top plan view of a hand grip for barbecue tool showing my new design;  
 FIG. 2 is a right side view thereof;  
 FIG. 3 is a bottom perspective view thereof;  
 FIG. 4 is an end view thereof taken substantially along the plane 4—4 of FIG. 2; and,  
 FIG. 5 is a bottom view thereof.

The left side view is a mirror image of the right side view ; the end not shown is identical to the end view illustrated in FIG. 4 and portions of a handle shown in dashed lines do not form part of the claimed design.

**1 Claim, 1 Drawing Sheet**



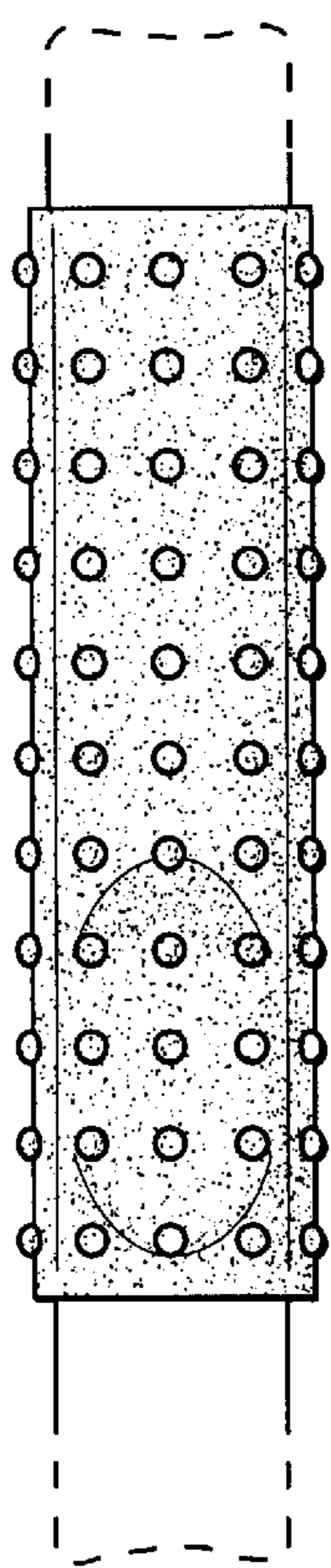


Fig. 1

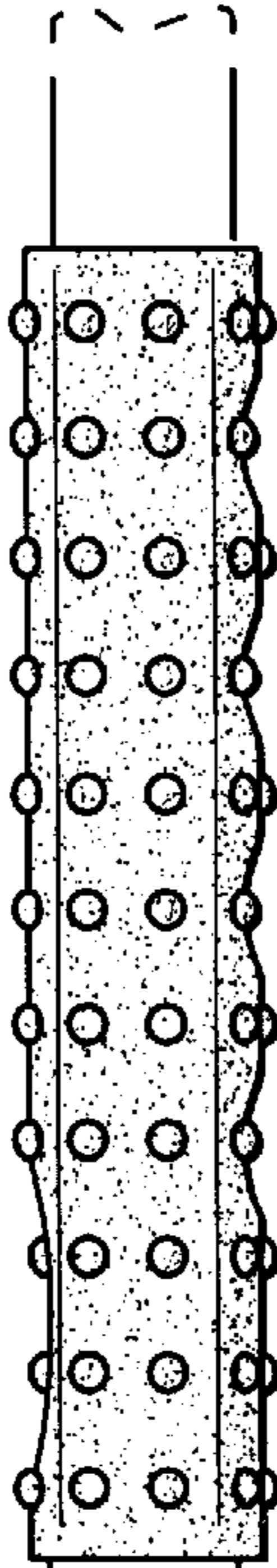


Fig. 2

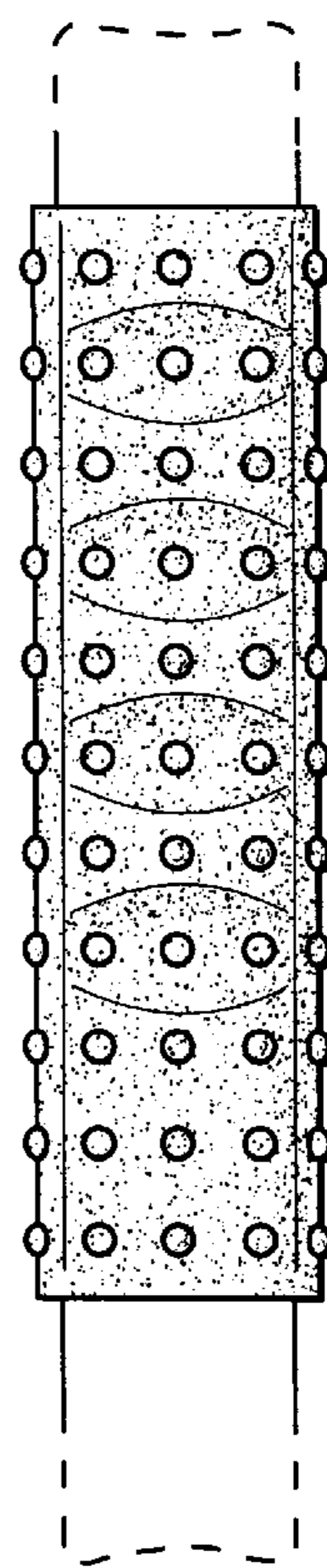


Fig. 5

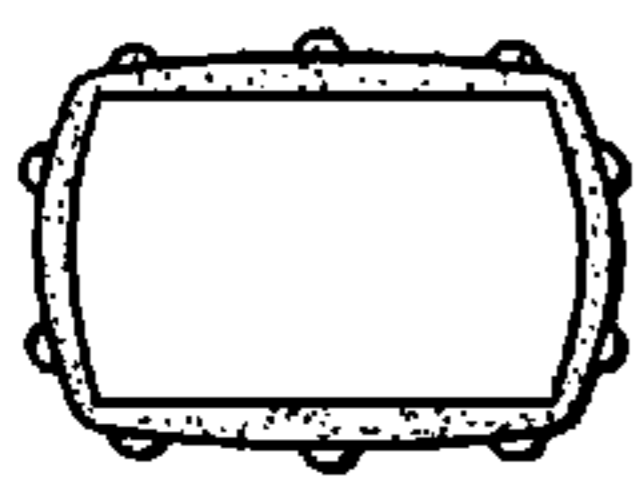


Fig. 4

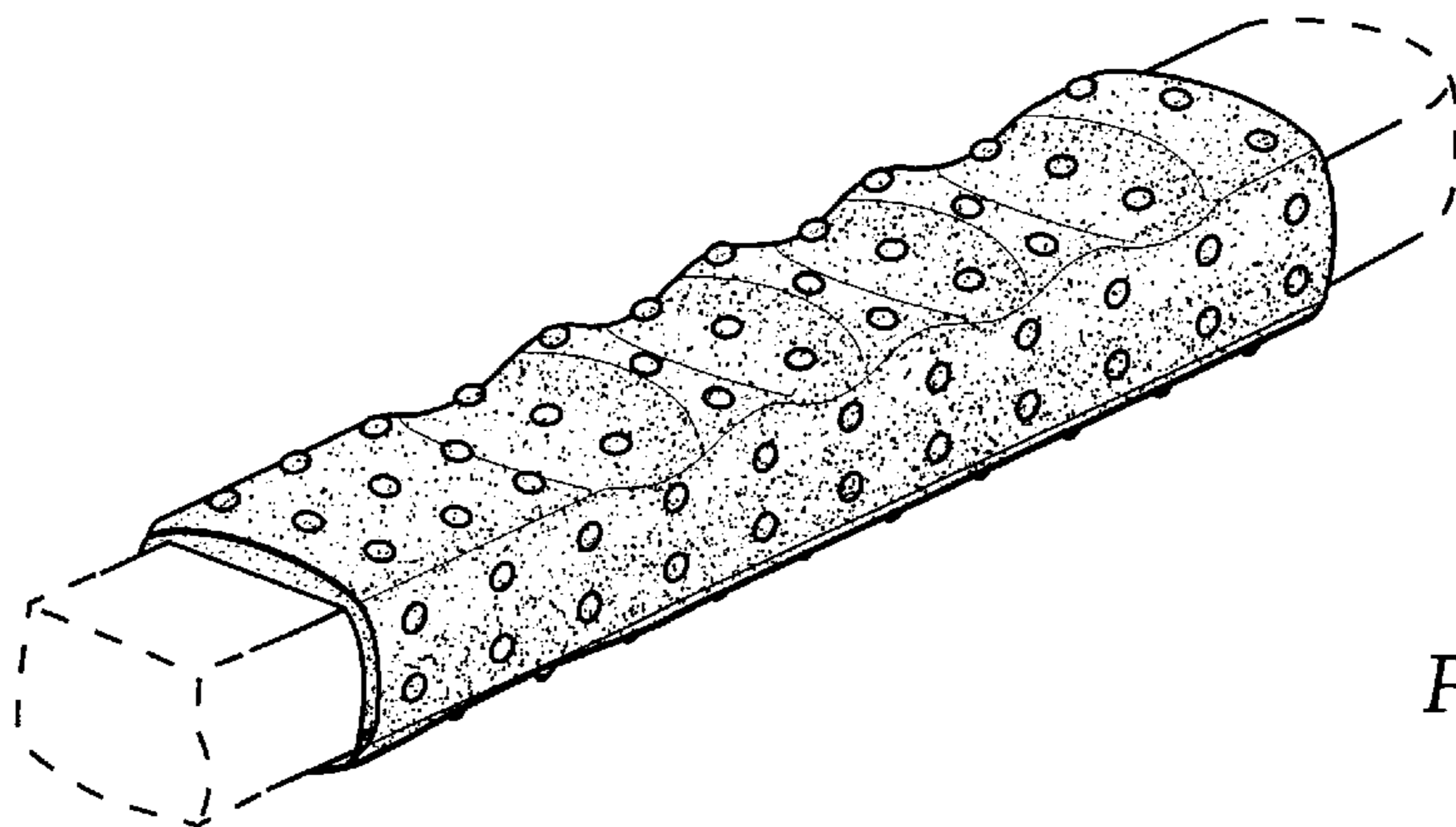


Fig. 3