



US00D474634S

(12) **United States Design Patent**  
**Ancona**

(10) **Patent No.:** **US D474,634 S**

(45) **Date of Patent:** **\*\* May 20, 2003**

(54) **PAPER TOWEL HOLDER**

6,302,348 B1 \* 10/2001 Lillelund et al. .... 242/597.7 X  
D459,929 S \* 7/2002 Snell ..... D6/521

(75) Inventor: **Bruce Ancona**, New York, NY (US)

\* cited by examiner

(73) Assignee: **J.P. Products, L.L.C.**, New York, NY (US)

*Primary Examiner*—Brian N. Vinson  
(74) *Attorney, Agent, or Firm*—Shughart Thomson & Kilroy, P.C.; Gerald M. Kraai

(\*\*) Term: **14 Years**

(21) Appl. No.: **29/171,361**

(57) **CLAIM**

(22) Filed: **Nov. 21, 2002**

The ornamental design for a paper towel holder, as shown and described.

(51) **LOC (7) Cl.** ..... **23-02**

**DESCRIPTION**

(52) **U.S. Cl.** ..... **D6/522; D6/521**

(58) **Field of Search** ..... D6/518, 521, 522,  
D6/566; 222/173; 206/389; 211/16, 44,  
57.1, 181.1; 242/570, 590, 596, 597; 248/175,  
302, 309.2

FIG. 1 is a perspective view of a paper towel holder according to my invention.

FIG. 2 is a top plan view of the paper towel holder.

FIG. 3 is a bottom plan view of the paper towel holder.

FIG. 4 is a rear view of the paper towel holder.

FIG. 5 is a front view of the paper towel holder; and,

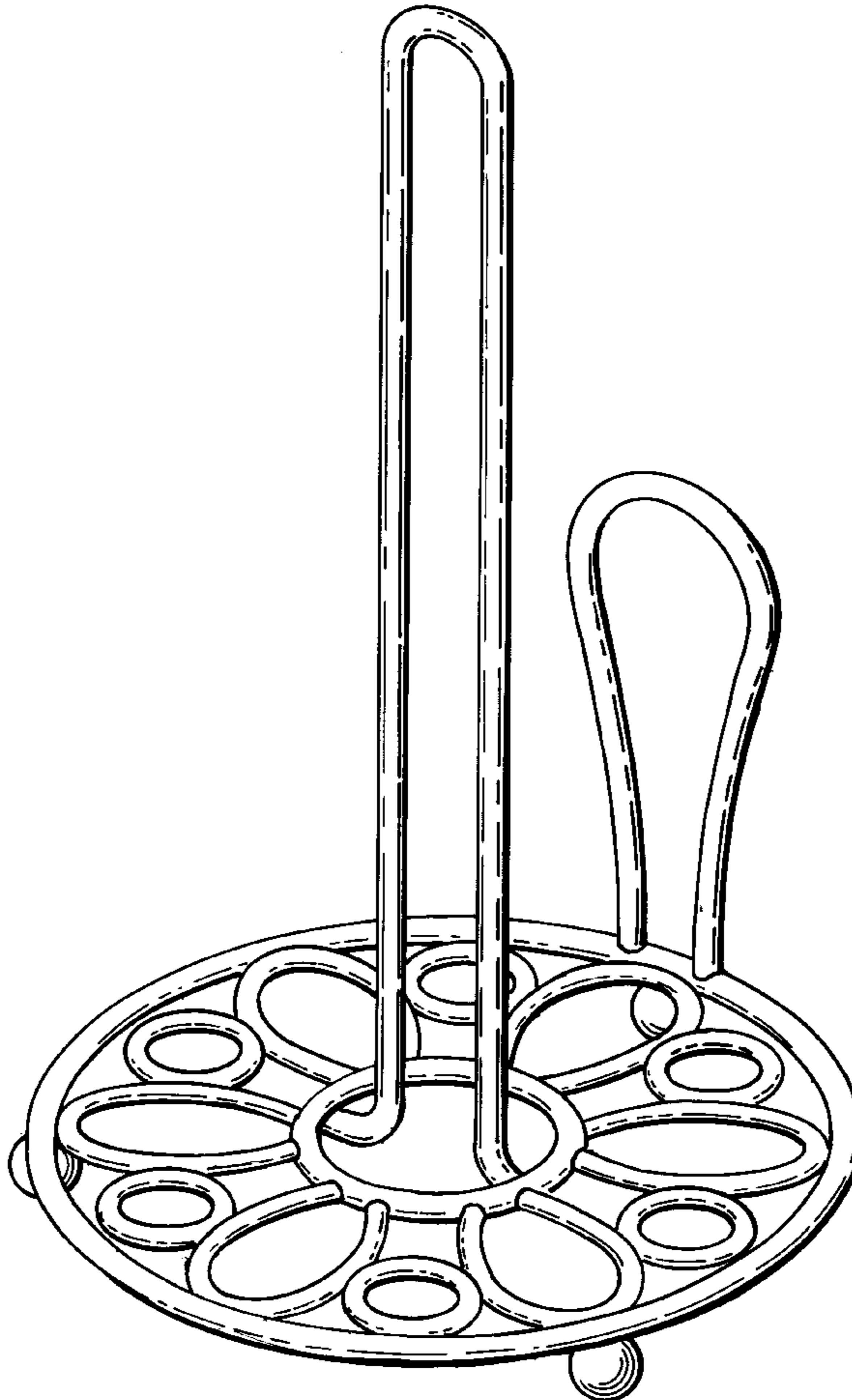
FIG. 6 is a right side view of the paper towel holder; the left side view of the paper towel holder is a mirror image of the right side view of the paper towel holder.

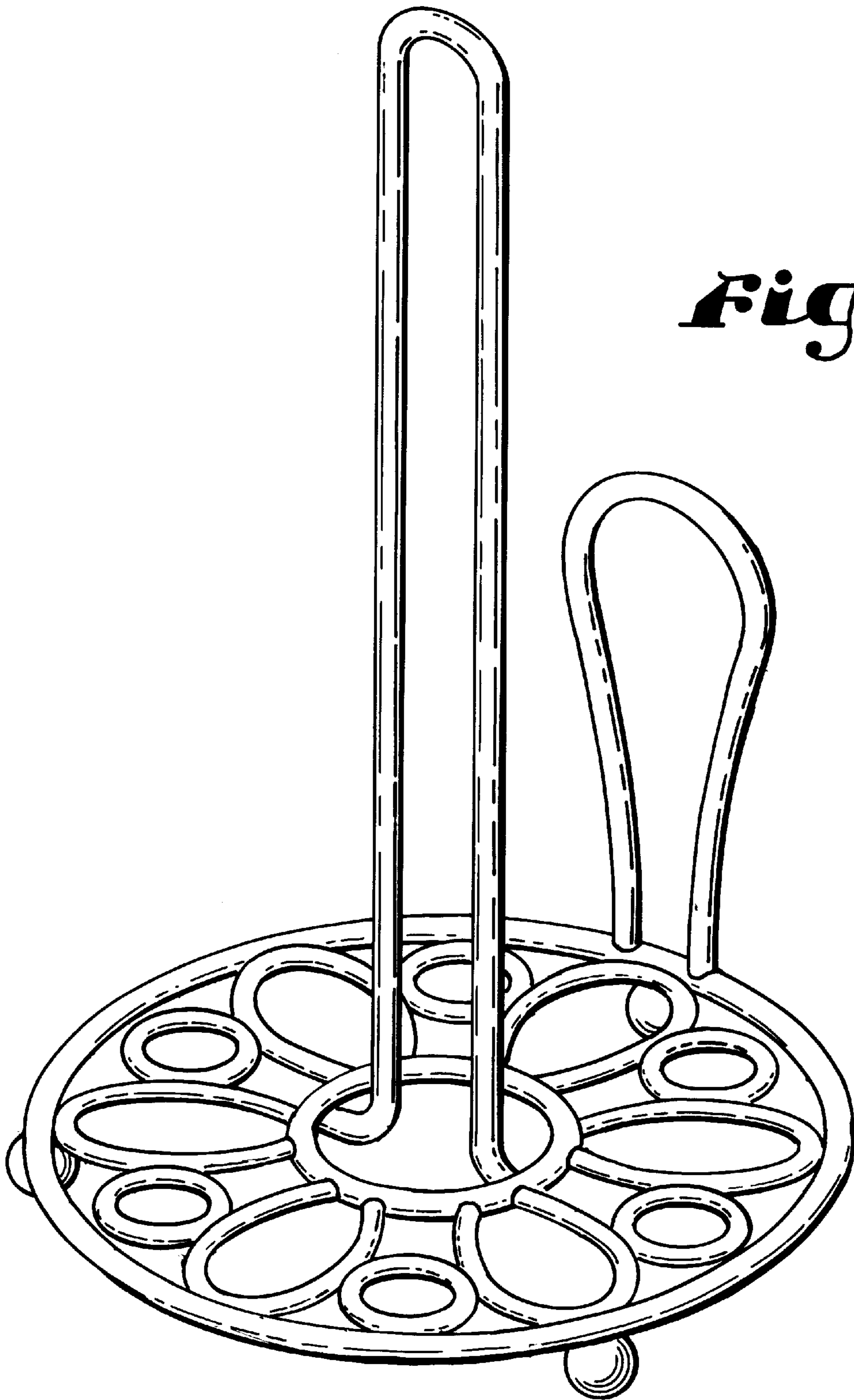
(56) **References Cited**

**U.S. PATENT DOCUMENTS**


D390,054 S \* 2/1998 Goodman ..... D6/522  
D405,304 S \* 2/1999 Goodman et al. .... D6/522  
D412,803 S \* 8/1999 Goodman et al. .... D6/521

**1 Claim, 6 Drawing Sheets**






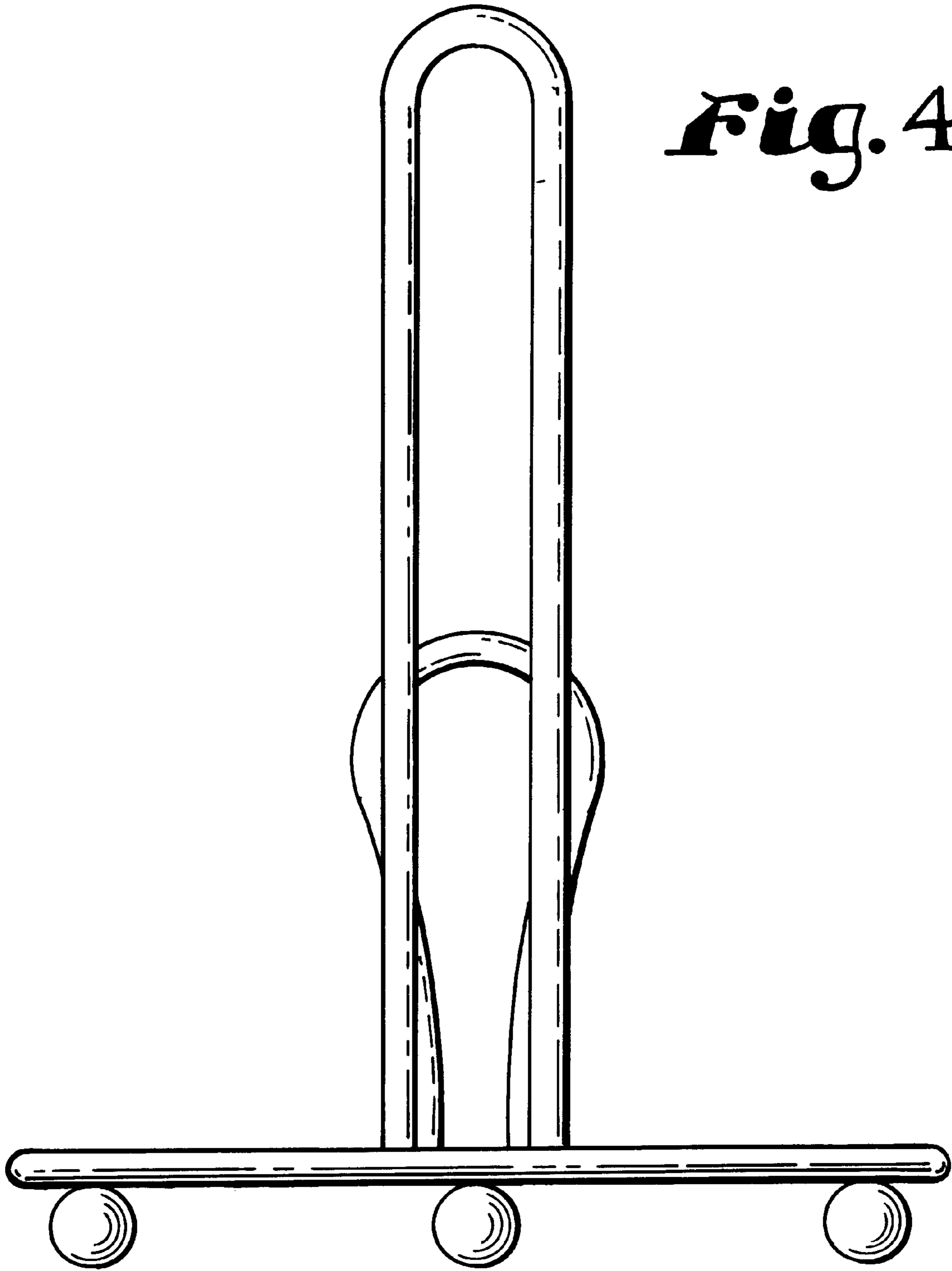
*Fig. 1.*



*Fig. 2.*

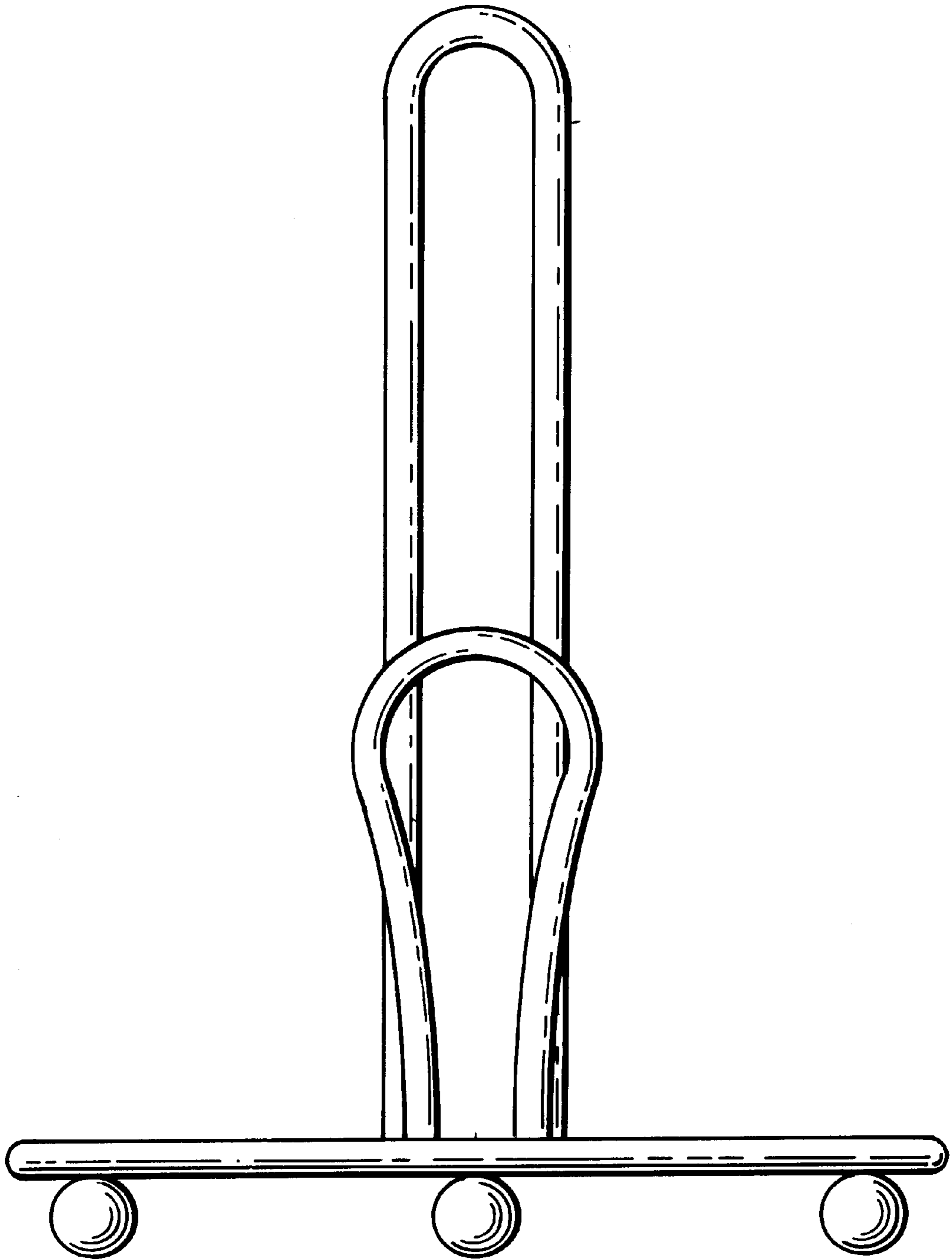
***Fig. 3.***





*Fig. 4.*

*Fig. 5.*



*Fig. 6.*

