



US00D474632S

(12) **United States Design Patent**
Flowers et al.

(10) **Patent No.:** **US D474,632 S**

(45) **Date of Patent:** **** May 20, 2003**

(54) **DISPLAY CASE FRONT**

D460,887 S * 7/2002 Palka D6/511

(75) Inventors: **Karl Gregory Flowers**, Frisco, TX (US); **Denis Peter Gibney**, Dallas, TX (US); **Dale Albert Hodgson**, Chardon, OH (US); **Leisha Whittington Kingston**, Frisco, TX (US); **Frederick David Lindsay**, Henderson ville, NC (US); **Gary Allen Walker**, Strongsville, OH (US)

* cited by examiner

Primary Examiner—Cathron C. Brooks
(74) *Attorney, Agent, or Firm*—Colin P. Cahoon; Carstens, Yee & Cahoon, L.L.P.

(73) Assignee: **RECOT, Inc.**, Pleasanton, CA (US)

(**) Term: **14 Years**

(21) Appl. No.: **29/153,593**

(22) Filed: **Jan. 9, 2002**

(51) **LOC (7) Cl.** **06-06**

(52) **U.S. Cl.** **D6/511**

(58) **Field of Search** D6/432-448, 491, D6/492, 494, 511; 312/204, 224, 237, 278, 279

(56) **References Cited**

U.S. PATENT DOCUMENTS

4,108,519 A * 8/1978 Chervenak 312/348.4
D362,573 S * 9/1995 Finlayson et al. D6/511
D402,529 S * 12/1998 Husted D8/313
D403,570 S * 1/1999 Relyea et al. D8/300

(57) **CLAIM**

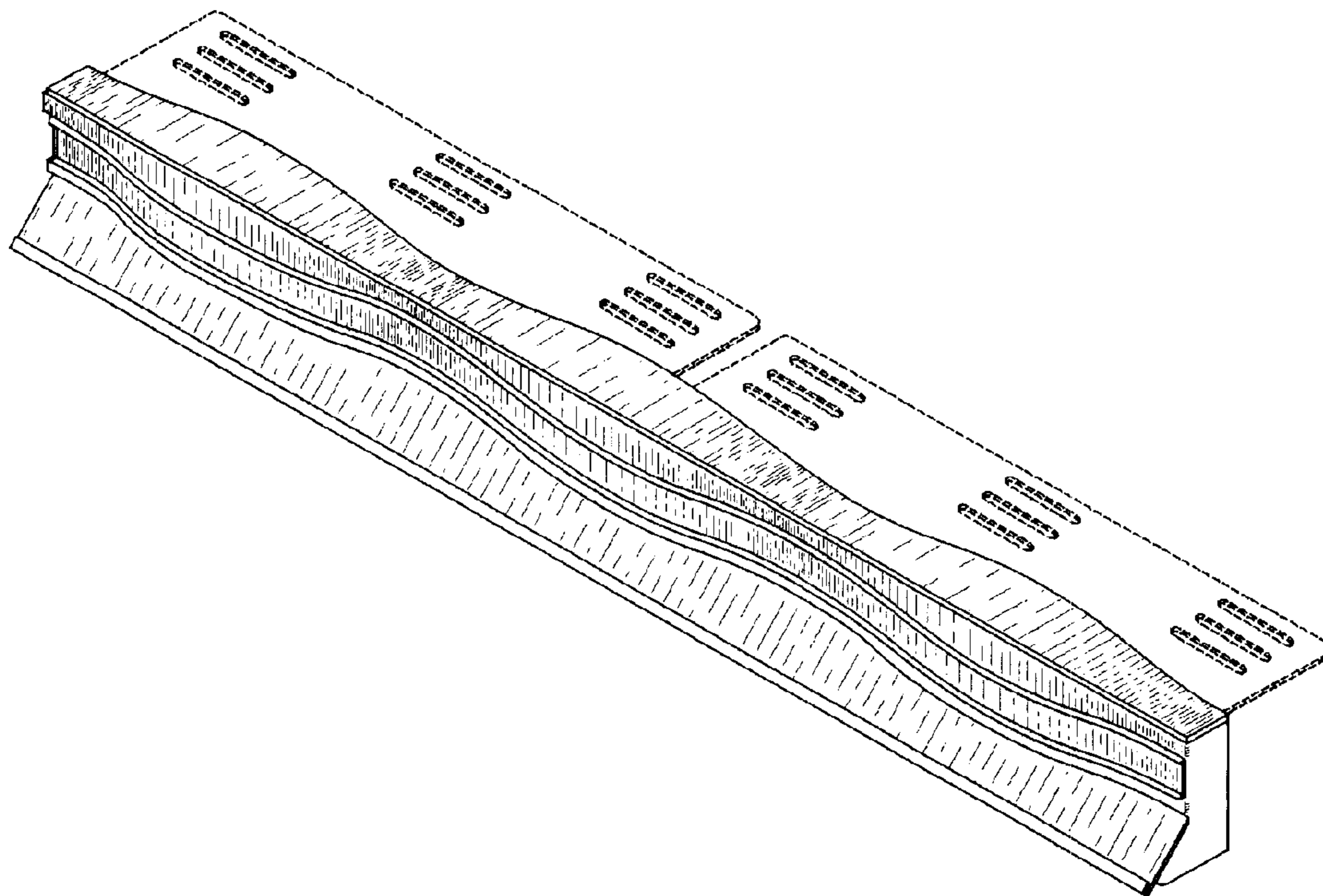
The ornamental design for a display case front, as shown and described.

DESCRIPTION

FIG. 1 is a perspective view of the display case front of the present invention;
FIG. 2 is a front elevation view of the display case front of the present invention;
FIG. 3 is a rear elevation view of the display case front of the present invention;
FIG. 4 is a right elevation view of the display case front of the present invention, with the left elevation view a mirror image of the right elevation view;
FIG. 5 is a top plan view of the display case front of the present invention; and,
FIG. 6 is a bottom plan view of the display case front of the present invention.

The broken lines showing a representation of mounting hardware on the rear of the display case front, as shown in FIGS. 1, 3, 4, 5 and 6, are for illustrative purposes only and form no part of the claimed design.

1 Claim, 4 Drawing Sheets



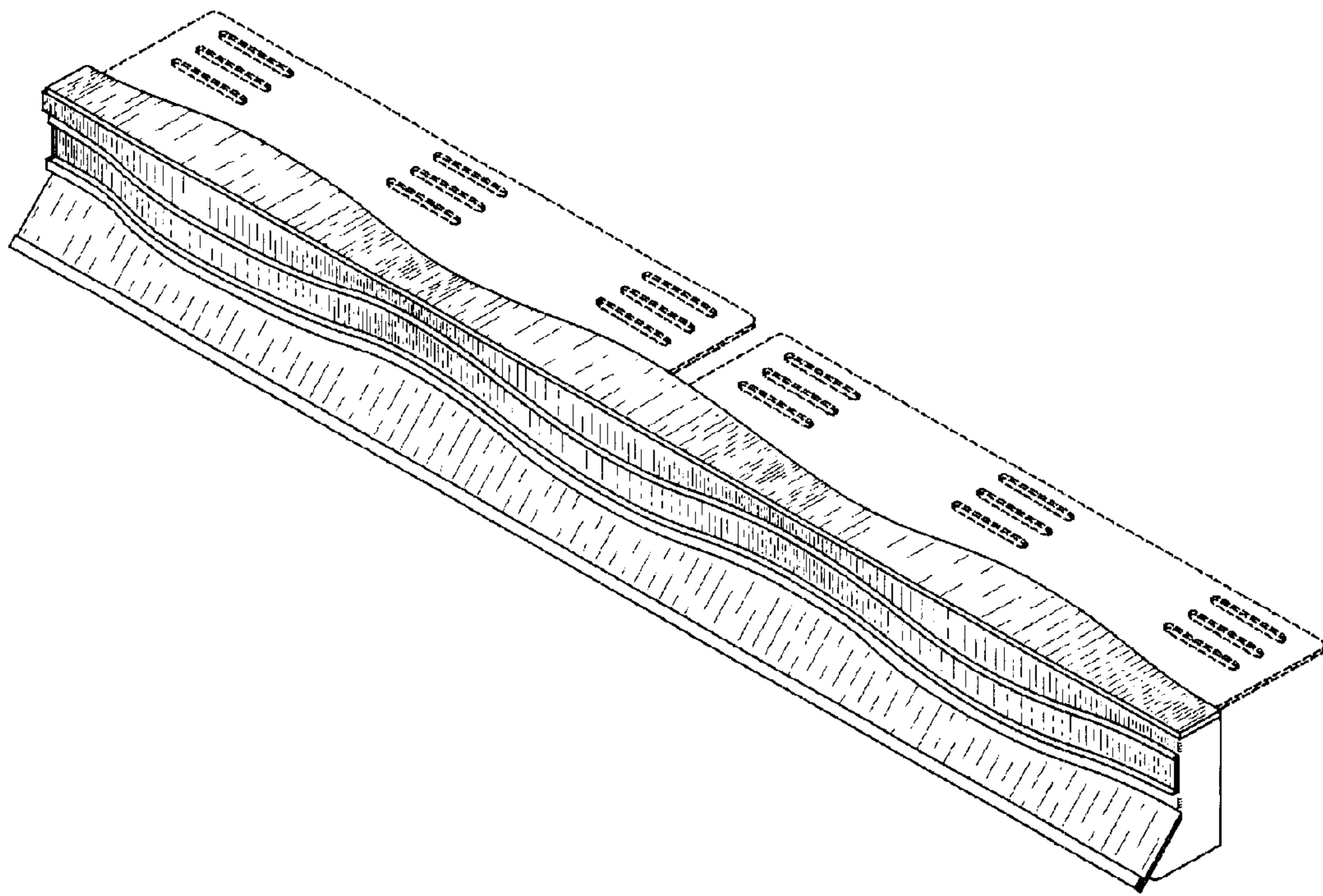


FIG. 1

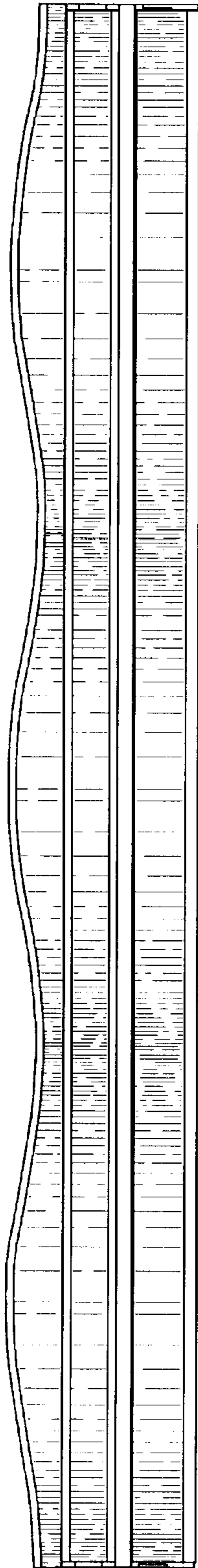


FIG. 2

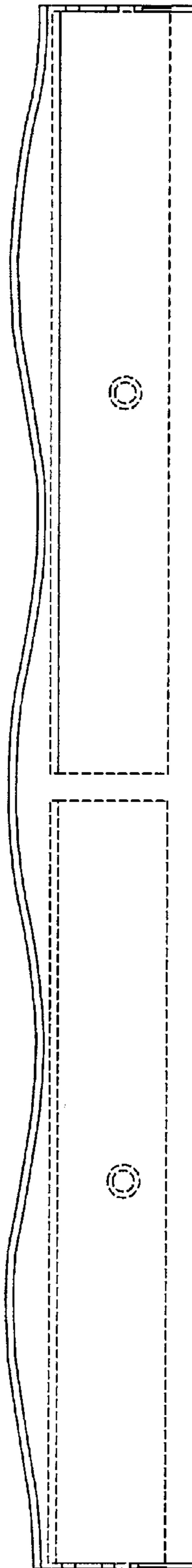


FIG. 3

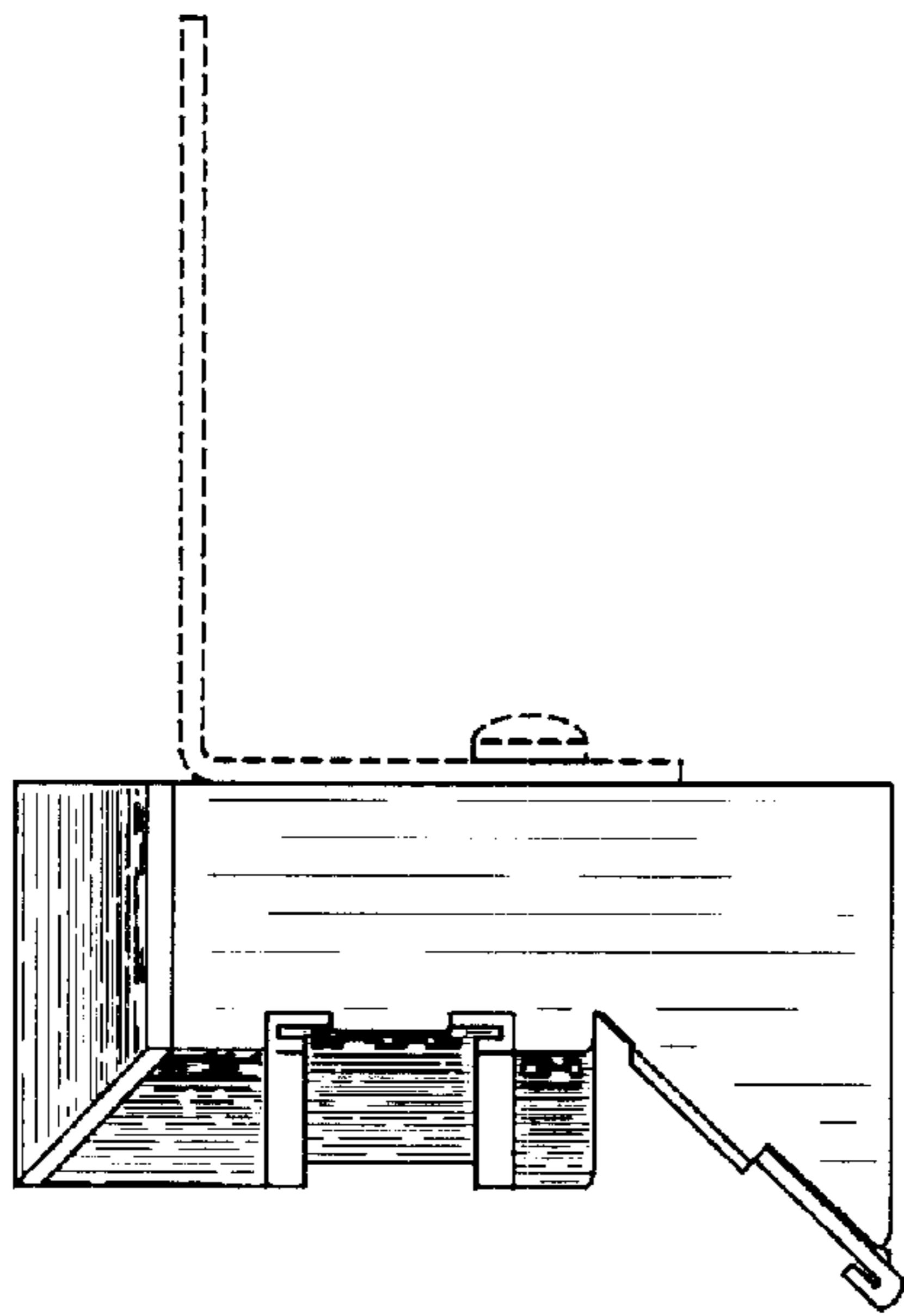


FIG. 4

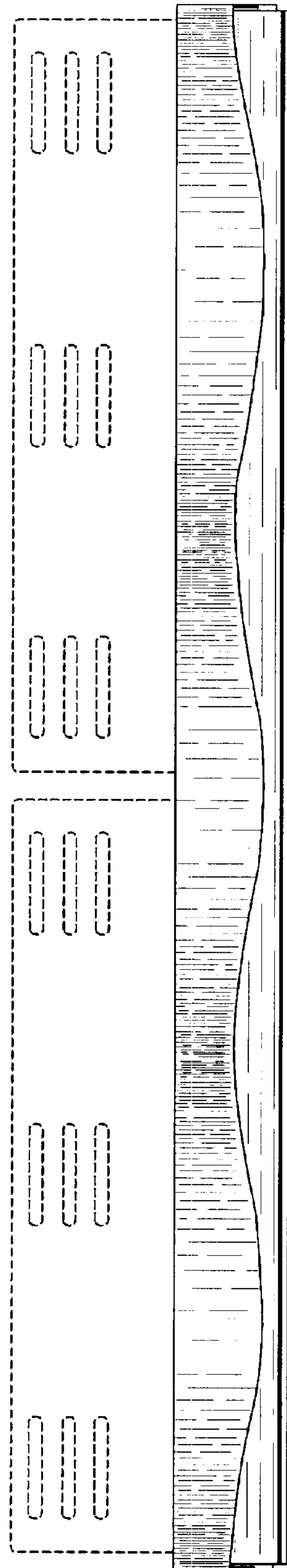


FIG. 5

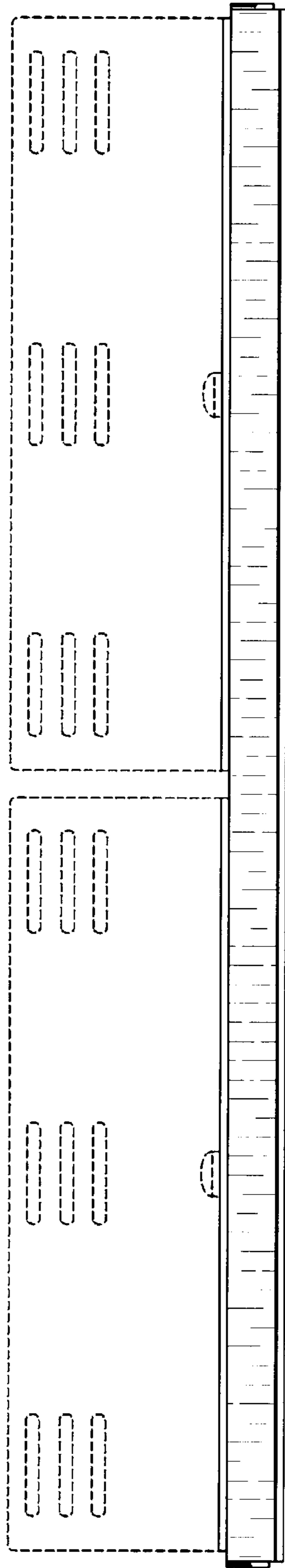


FIG. 6