



US00D474618S

(12) **United States Design Patent**  
**Arnold et al.**

(10) **Patent No.:** **US D474,618 S**

(45) **Date of Patent:** **\*\* May 20, 2003**

(54) **BENCH**

(75) Inventors: **E. Paul Arnold**, Grove City, PA (US);  
**Carl Slear**, Butler, PA (US)

(73) Assignee: **Keystone Ridge Designs, Inc.**, Butler,  
PA (US)

(\*\*) Term: **14 Years**

(21) Appl. No.: **29/167,395**

(22) Filed: **Sep. 12, 2002**

(51) **LOC (7) Cl.** ..... **06-01**

(52) **U.S. Cl.** ..... **D6/370; D6/381**

(58) **Field of Search** ..... **D6/334, 335, 370,**  
**D6/379, 380, 381, 500, 501, 502; 297/232,**  
**452.63**

(56) **References Cited**

**U.S. PATENT DOCUMENTS**

D18,833 S	*	1/1889	Matzen	.....	D6/335
D185,770 S	*	7/1959	Meer	.....	D6/380
D222,051 S	*	9/1971	Shannon	.....	D6/381
D229,591 S	*	12/1973	Trail	.....	D6/370
D340,590 S	*	10/1993	McGuire et al.	.....	D6/379 X
D360,538 S	*	7/1995	Skalka	.....	D6/370
D376,270 S	*	12/1996	Slear	.....	D6/370
D424,315 S	*	5/2000	Jeng	.....	D6/370

**OTHER PUBLICATIONS**

Barlow Tyrie Ltd.; 2002 Catalog; Kenilworth Collection.  
Website printout from americanweststair.com of Handrail  
Styles; Jul. 24, 2002.

Website printout from americanweststair.com of Handrail  
Treatments; Jul. 24, 2002.

J.G. Braun Company; 2001 Catalog; Forged Railing Com-  
ponents; p. 19.

J.G. Braun Company 2001 Catalog; Cast and Forged Posts;  
p. 15.

\* cited by examiner

*Primary Examiner*—Gary D. Watson

(74) *Attorney, Agent, or Firm*—Heslin Rothenberg Farley  
& Mesiti P.C.

(57) **CLAIM**

The ornamental design for the bench, as shown and  
described.

**DESCRIPTION**

FIG. 1 is a perspective view of a bench;

FIG. 2 is a top view thereof;


FIG. 3 is a front elevational view thereof;

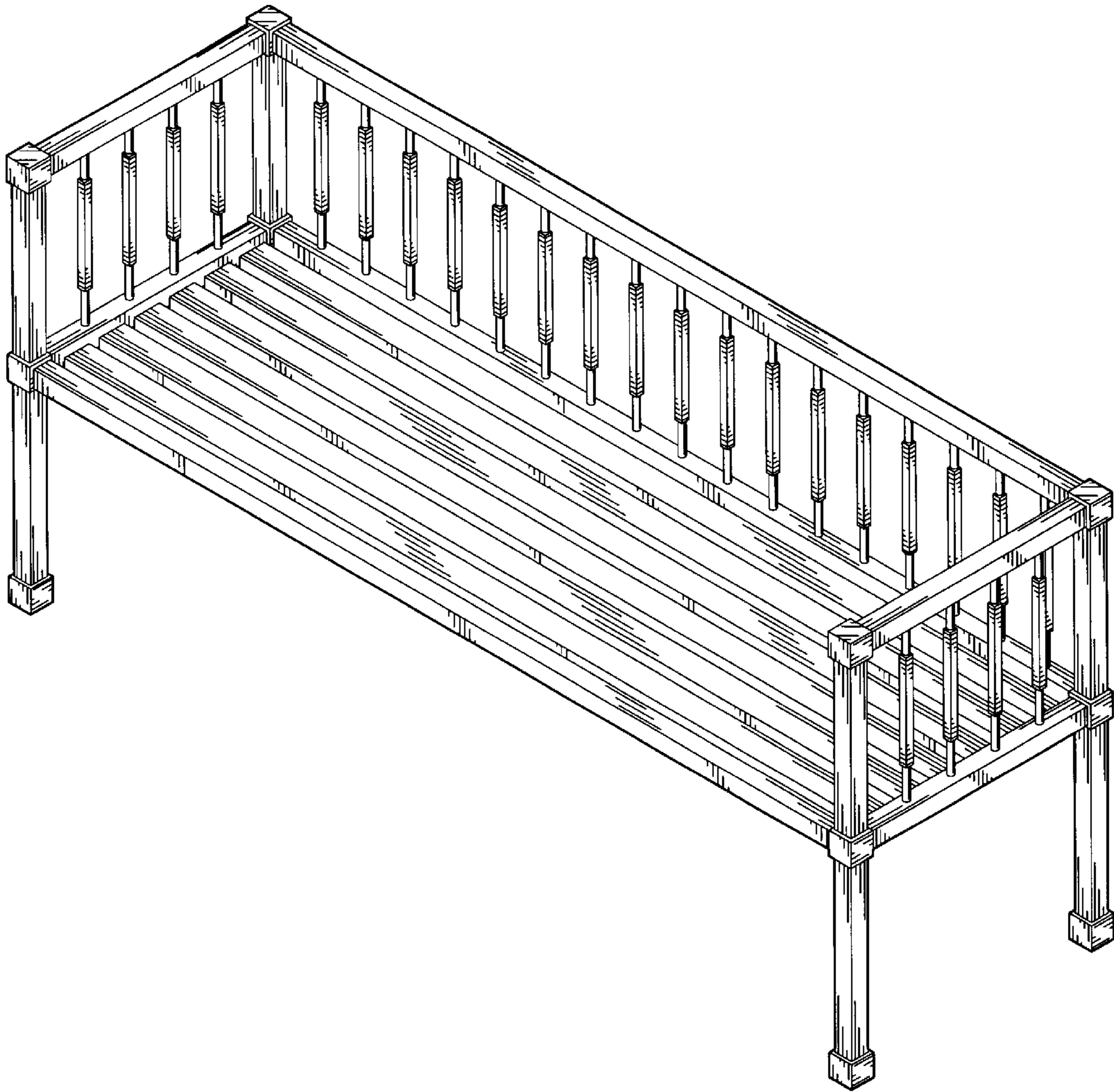
FIG. 4 is a right side elevational view thereof, where the left  
side elevational view is a mirror image thereof;

FIG. 5 is a rear elevational view thereof; and,


FIG. 6 is a perspective view of a second embodiment of a  
bench, portions of which are cut away to illustrate indeter-  
minate length which is the sole difference between it and  
FIGS. 1 through 5.

**1 Claim, 4 Drawing Sheets**

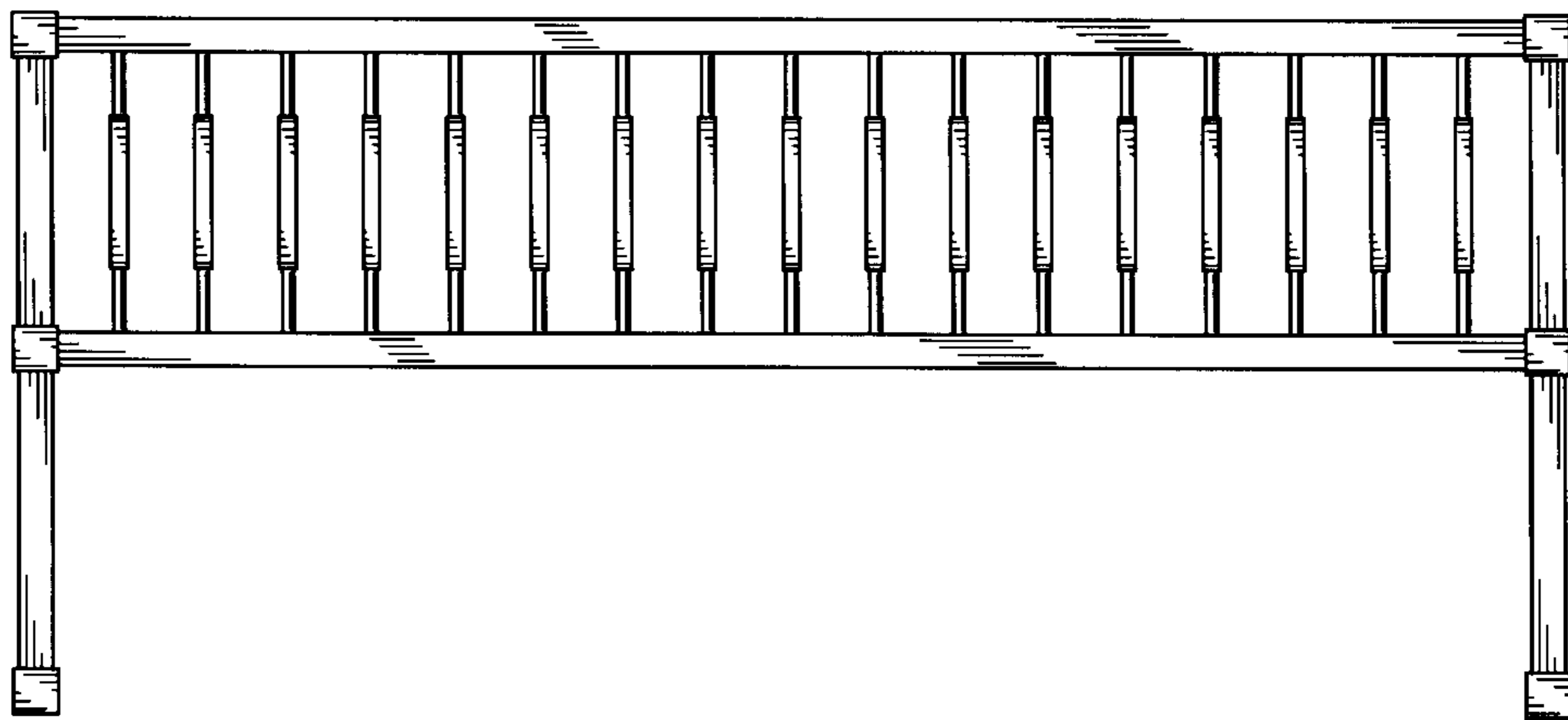




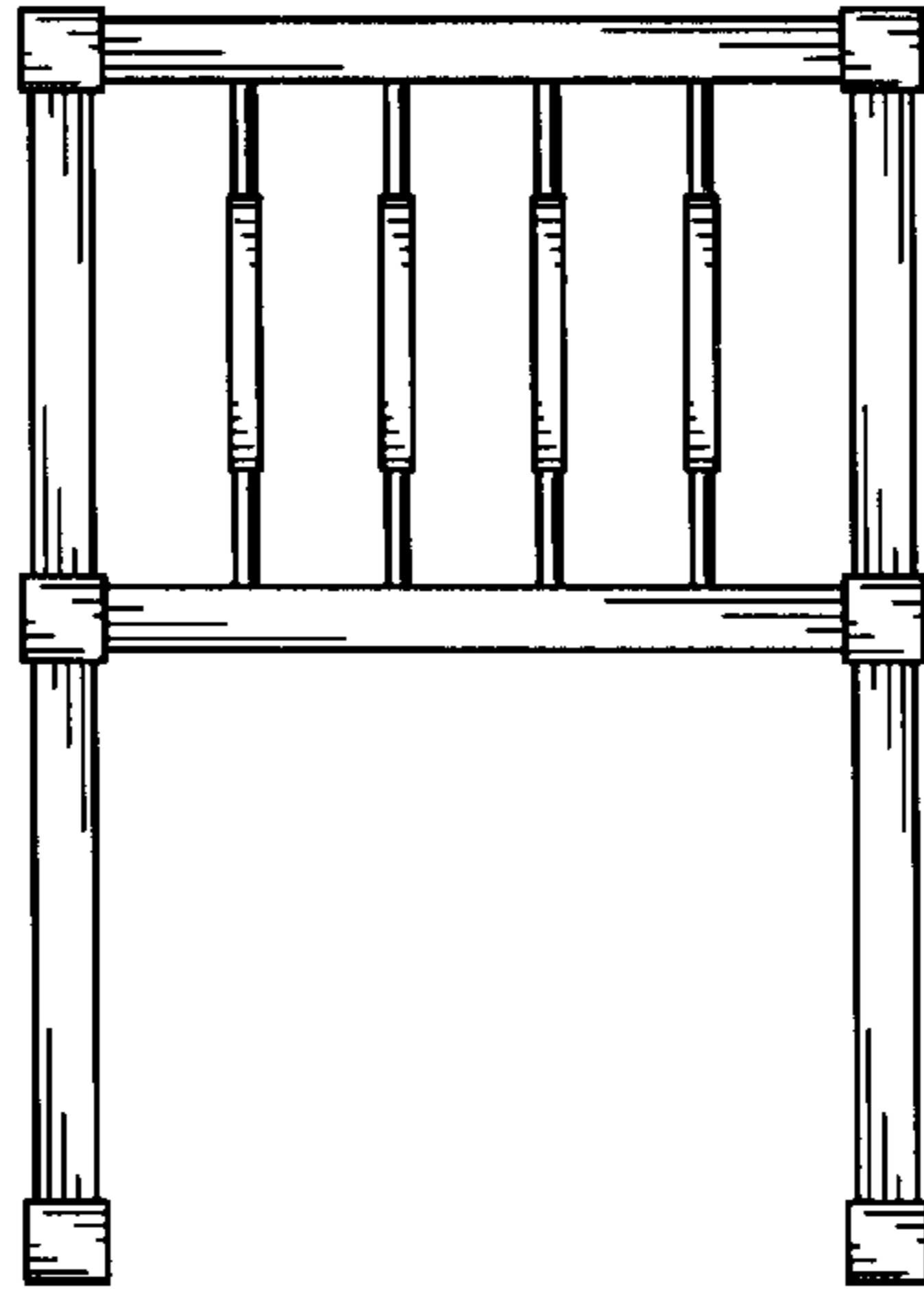
**FIG. 1**



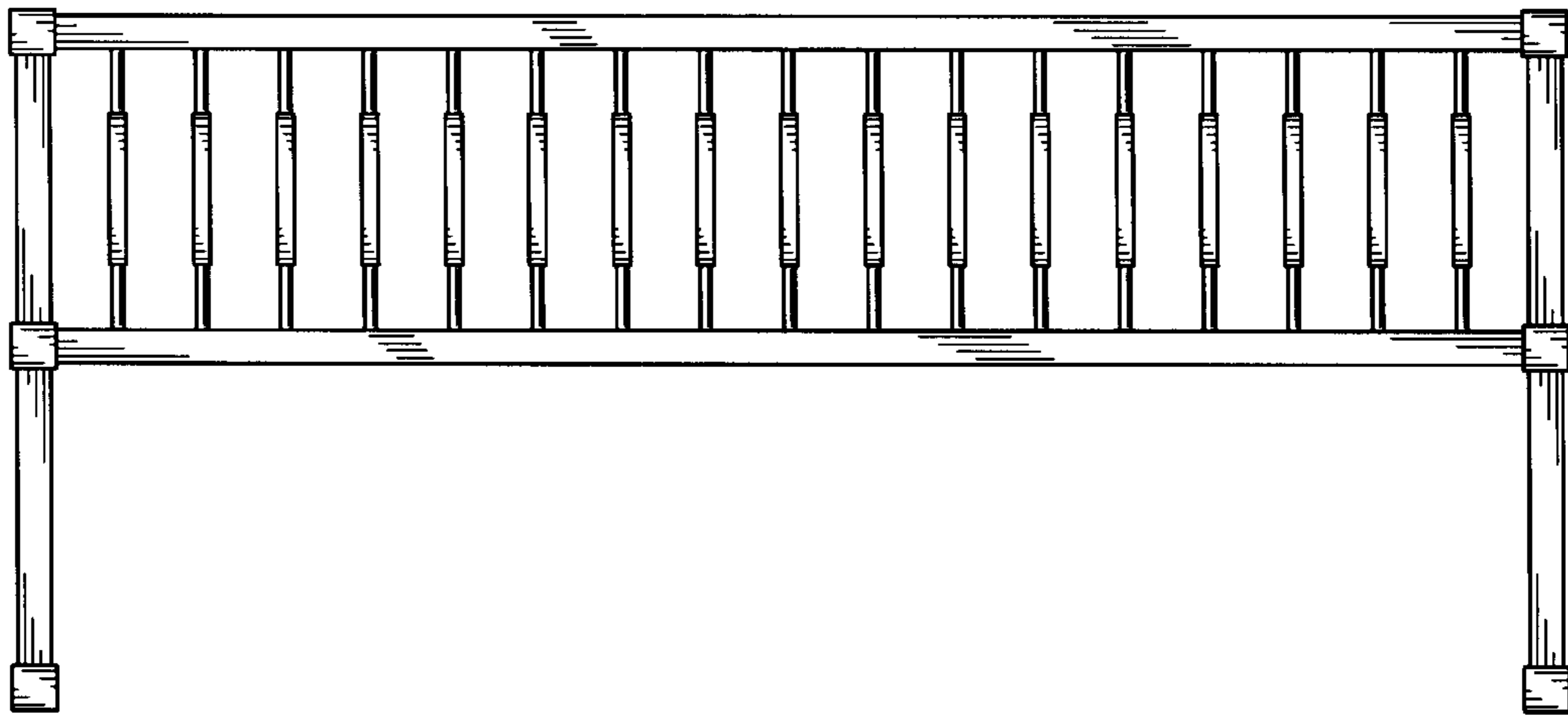
**FIG. 2**



**FIG. 3**




**FIG. 4**



**FIG. 5**





**FIG. 6**