



US00D474607S

(12) **United States Design Patent**  
**Chen**

(10) **Patent No.:** **US D474,607 S**

(45) **Date of Patent:** **\*\* May 20, 2003**

(54) **SUITCASE PROTECTION STRIP**

(76) Inventor: **Wei-Chih Chen**, No. 59, Hen-Chung St., Wu-Chi Le, Ta-Chia Cheng, Taichung Hsien (TW)

(\*\*) Term: **14 Years**

(21) Appl. No.: **29/166,460**

(22) Filed: **Aug. 29, 2002**

(51) **LOC (7) Cl.** ..... **03-99**

(52) **U.S. Cl.** ..... **D3/322**

(58) **Field of Search** ..... D3/318, 321, 322, D3/273-276, 278, 279, 281, 283, 288, 289, 290; 190/18 A, 18 R, 37, 107, 115, 125, 126, 127; 224/261

(56) **References Cited**

**U.S. PATENT DOCUMENTS**

D85,525 S	*	11/1931	Howard	.....	D3/322
2,232,835 A	*	2/1941	Balin	.....	190/37
4,813,520 A	*	3/1989	Lin	.....	190/107

6,035,982 A	*	3/2000	Wei-Chih	.....	190/37
6,290,039 B1	*	9/2001	Chen	.....	190/37
D455,007 S	*	4/2002	Chen	.....	D3/322

\* cited by examiner

*Primary Examiner*—Louis S. Zarfes  
*Assistant Examiner*—Monica A. Weingart  
(74) *Attorney, Agent, or Firm*—Harrison & Egbert

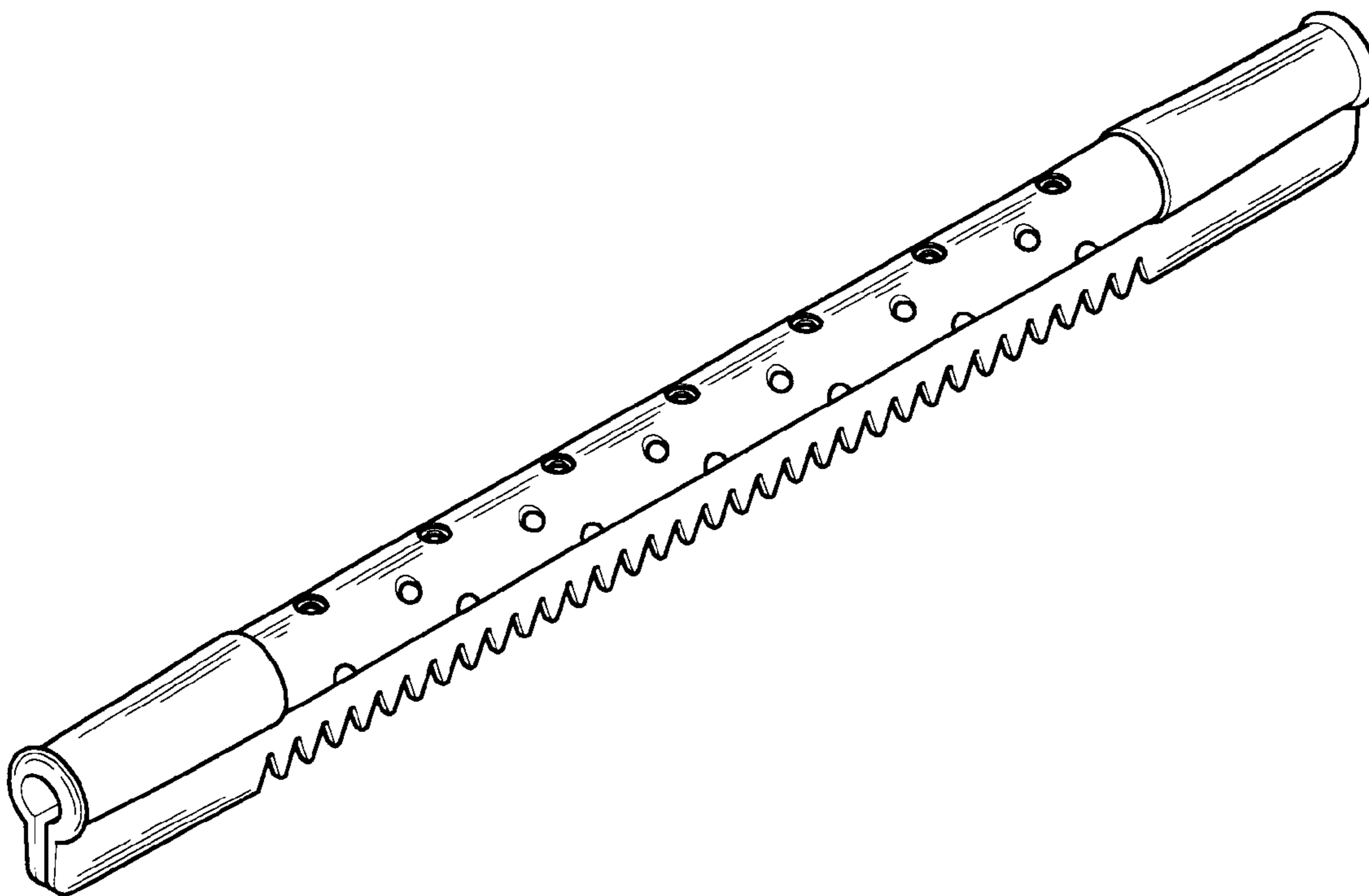
(57) **CLAIM**

I claim the ornamental design for a suitcase protection strip, as shown and described.

**DESCRIPTION**

FIG. 1 is an upper perspective view of the suitcase protection strip showing my design.  
FIG. 2 is a front view thereof;  
FIG. 3 is a back view thereof;  
FIG. 4 is a side view thereof;  
FIG. 5 is an opposite side view thereof;  
FIG. 6 is a top view thereof; and,  
FIG. 7 is a bottom view thereof.

**1 Claim, 4 Drawing Sheets**



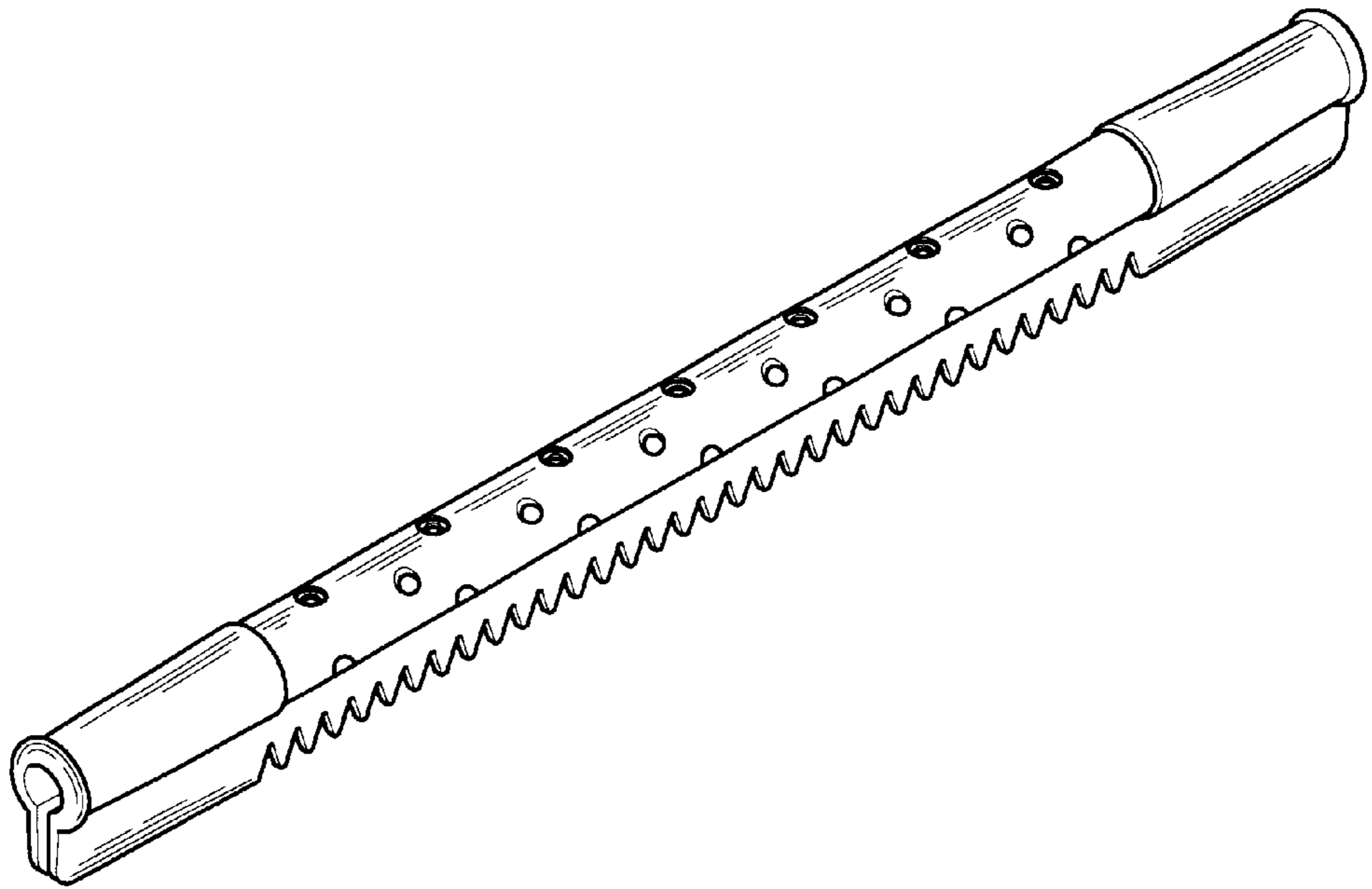


FIG.1

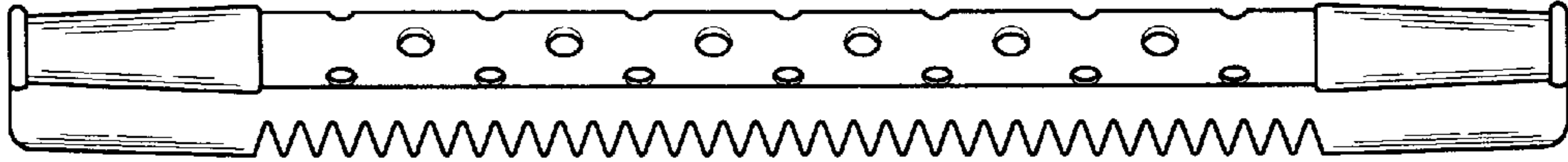


FIG. 2

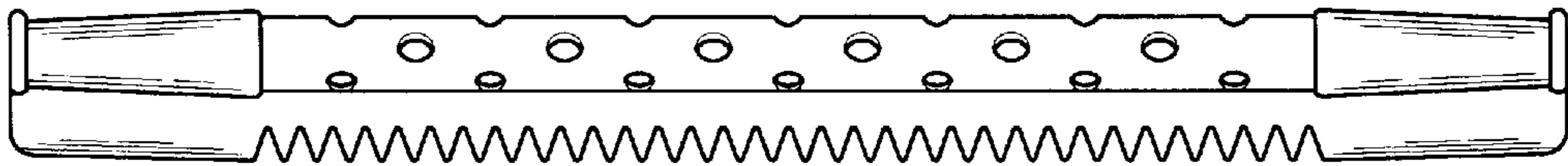


FIG. 3



FIG. 4



FIG. 5

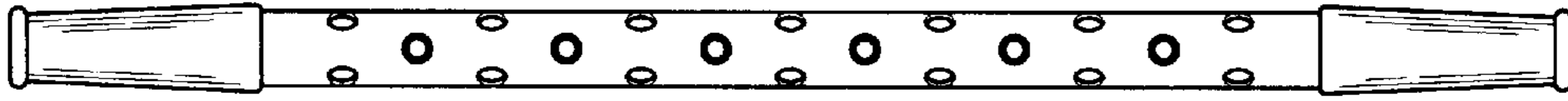


FIG. 6



FIG. 7