



US00D474601S

(12) **United States Design Patent**
Li et al.

(10) **Patent No.:** **US D474,601 S**

(45) **Date of Patent:** **** May 20, 2003**

(54) **CARRYING CASE FOR PORTABLE ELECTRONIC EQUIPMENT AND ACCESSORIES THEREOF**

(75) Inventors: **William Guo Li**, Baldwin Park, CA (US); **Michael Kidakarn**, Baldwin Park, CA (US)

(73) Assignee: **Top Game & Co.**, Baldwin Park, CA (US)

(**) Term: **14 Years**

(21) Appl. No.: **29/161,130**

(22) Filed: **May 24, 2002**

(51) **LOC (7) Cl.** **03-01**

(52) **U.S. Cl.** **D3/285; D3/289**

(58) **Field of Search** D3/273, 276, 283, D3/284, 289, 287, 301, 285; 206/320; 190/100, 109, 110, 111, 112

(56) **References Cited**

U.S. PATENT DOCUMENTS

D358,483 S	*	5/1995	Cross et al.	D3/276
D380,612 S	*	7/1997	Kelley et al.	D3/289
D399,056 S	*	10/1998	Tawil	D3/283
D405,957 S	*	2/1999	Test	D3/289

5,938,096 A	*	8/1999	Sauer et al.	224/625
D420,797 S	*	2/2000	Kofford	D3/289
D441,533 S	*	5/2001	Tawil	D3/283
D445,252 S	*	7/2001	Klamm	D3/289
D451,672 S	*	12/2001	Rasmussen	D3/276

* cited by examiner

Primary Examiner—Philip S. Hyder

(74) *Attorney, Agent, or Firm*—Raymond Y. Chan; David and Raymond Patent Group

(57) **CLAIM**

The ornamental design for a carrying case for portable electronic equipment and accessories thereof, as shown.

DESCRIPTION

FIG. 1 is a front perspective view showing my new design. FIG. 2 is a front view thereof. FIG. 3 is a rear view thereof. FIG. 4 is a right end view thereof. FIG. 5 is a left end view thereof. FIG. 6 is a top view thereof. FIG. 7 is a bottom view thereof. FIG. 8 is a rear perspective view showing my new design, wherein the rear portion is in an open position; and, FIG. 9 is a front perspective view featuring the interior of my new design, in an open position.

1 Claim, 9 Drawing Sheets





FIG. 1



FIG. 2




FIG. 3



FIG. 4



FIG. 5




FIG . 6




FIG . 7




FIG. 8



FIG. 9