



US00D474599S

(12) **United States Design Patent**
Shamoon

(10) **Patent No.:** **US D474,599 S**

(45) **Date of Patent:** **** May 20, 2003**

(54) **SLIM CASE**

(76) **Inventor:** **Ellis N. Shamoon**, 2833 Park Bridge Ct., Dallas, TX (US) 75219

(**) **Term:** **14 Years**

(21) **Appl. No.:** **29/165,718**

(22) **Filed:** **Aug. 14, 2002**

(51) **LOC (7) Cl.** **03-01**

(52) **U.S. Cl.** **D3/282; D3/294**

(58) **Field of Search** D3/276, 273, 281, D3/282, 294, 905; 190/100, 109, 112, 114, 113, 900; 206/349, 372, 373, 379; 220/318, 324

(56) **References Cited**

U.S. PATENT DOCUMENTS

D305,809 S	*	1/1990	Weber et al.	D28/76
D314,669 S	*	2/1991	Kunimune	D3/282
D347,731 S	*	6/1994	Hayakawa et al.	D3/282
5,394,966 A	*	3/1995	Chow	190/119
D362,546 S	*	9/1995	Mundorf et al.	D3/276
D379,715 S	*	6/1997	Yemini	D3/282

D399,652 S	*	10/1998	Fang	D3/282
D413,440 S	*	9/1999	Schurman	D3/282
D440,043 S	*	4/2001	Miller et al.	D3/282
D448,564 S	*	10/2001	Snider	D3/282
D449,164 S	*	10/2001	Rosen	D3/282

* cited by examiner

Primary Examiner—Philip S. Hyder

(74) *Attorney, Agent, or Firm*—Daniel V. Thompson

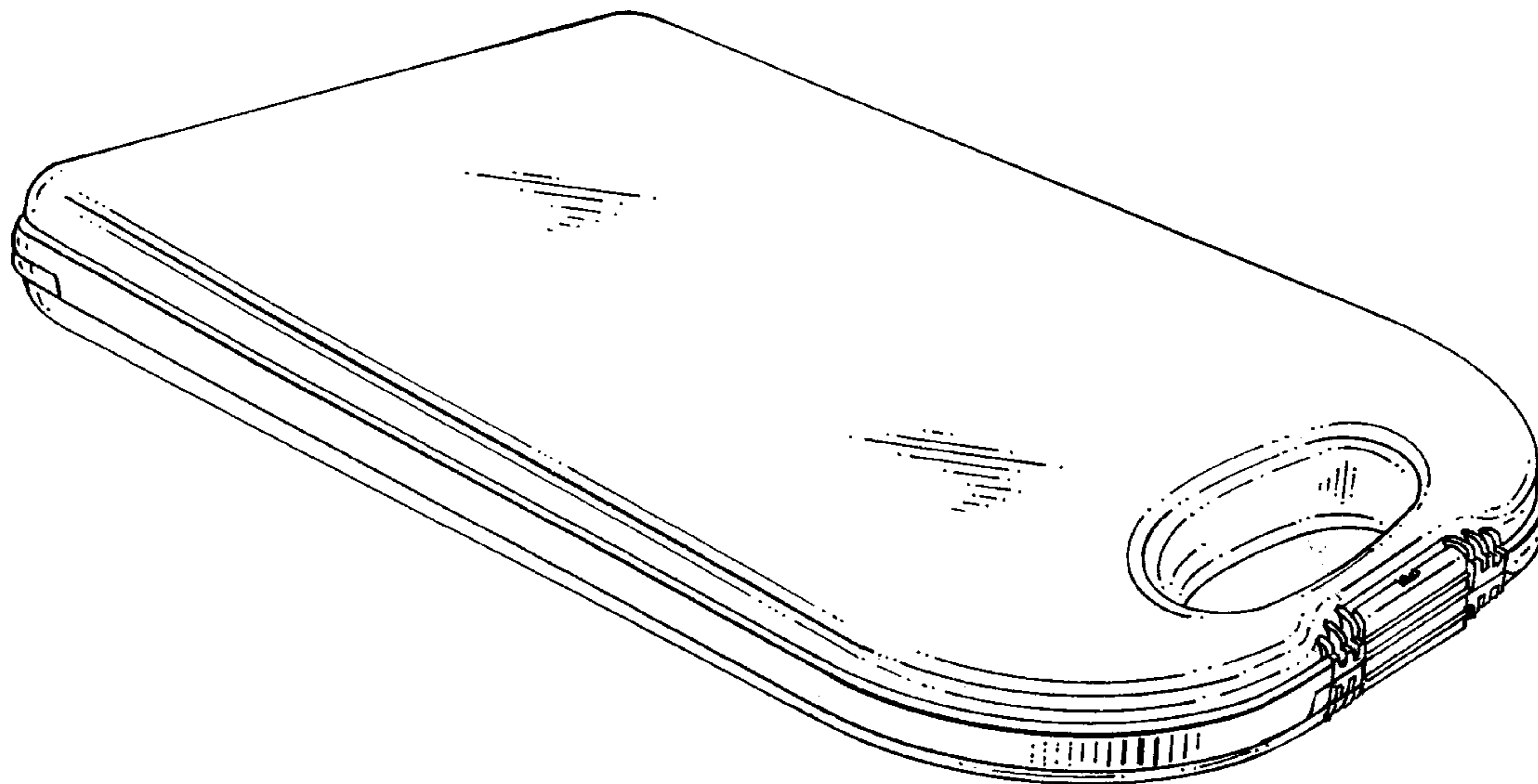
(57) **CLAIM**

The ornamental design for a slim case, as shown and described.

DESCRIPTION

FIG. 1 is a perspective view;
 FIG. 2 is a front view;
 FIG. 3 is a back view;
 FIG. 4 is a side view;
 FIG. 5 is a side view similar to FIG. 4 except rotated 180 degrees.
 FIG. 6 is a top view; and,
 FIG. 7 is a bottom view.

1 Claim, 4 Drawing Sheets



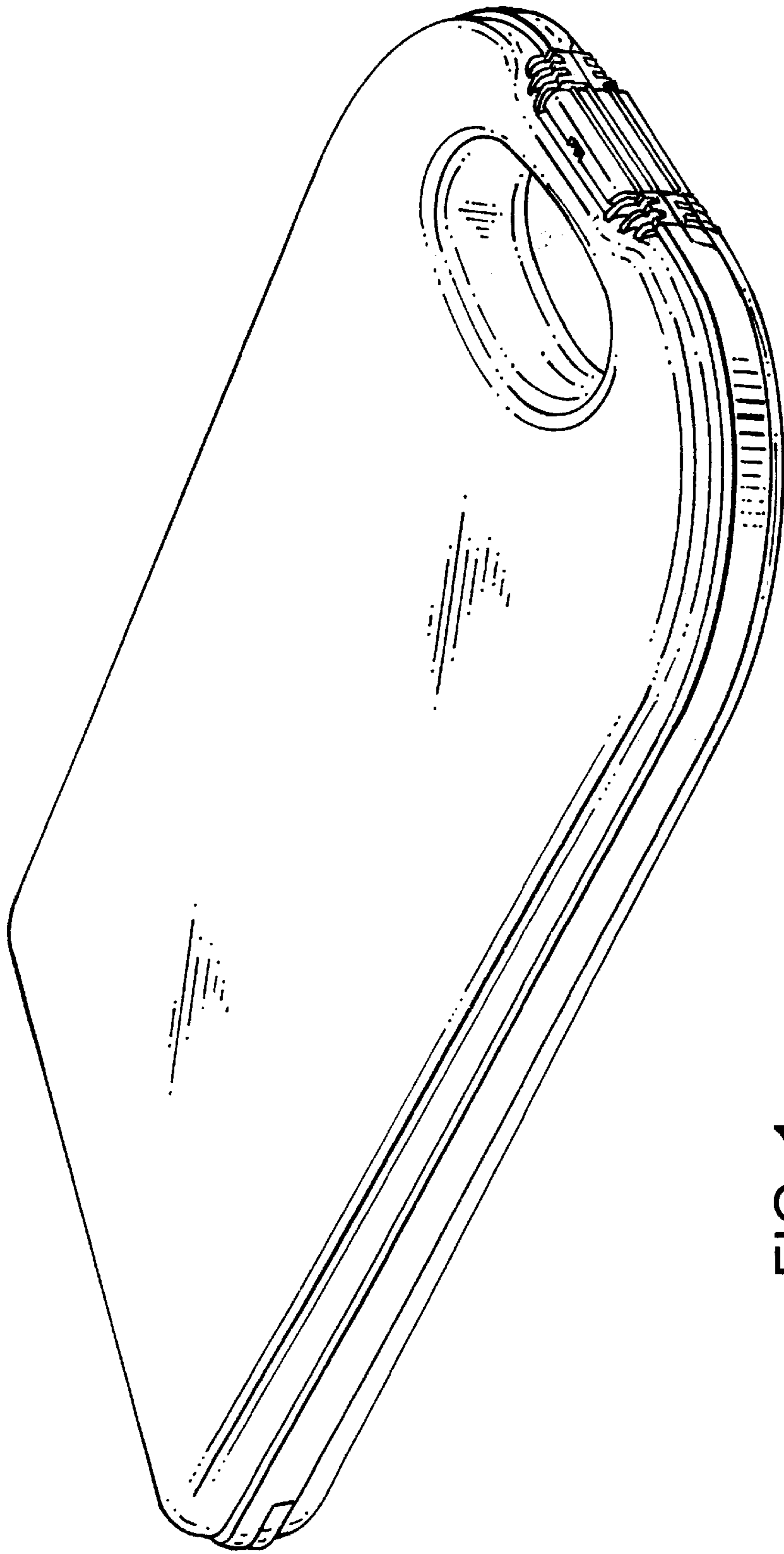


FIG. 1

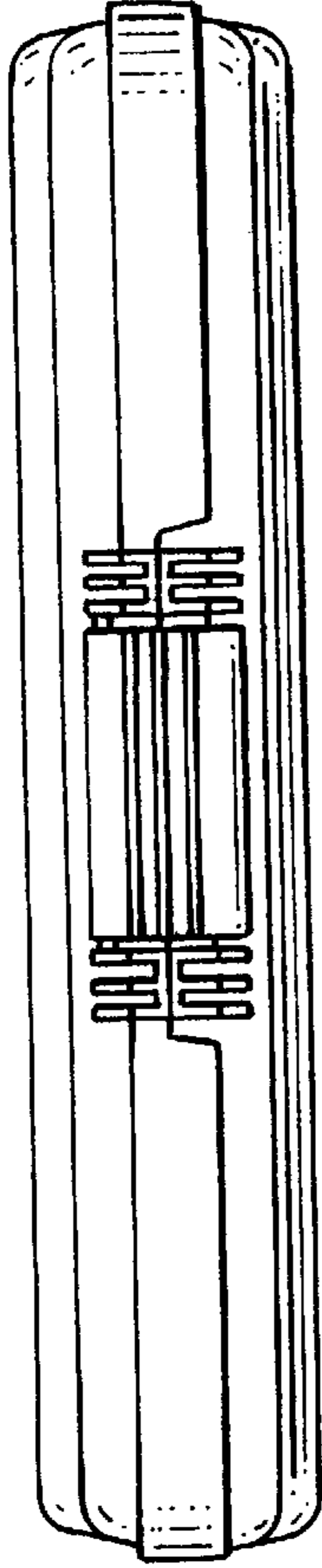


FIG. 2

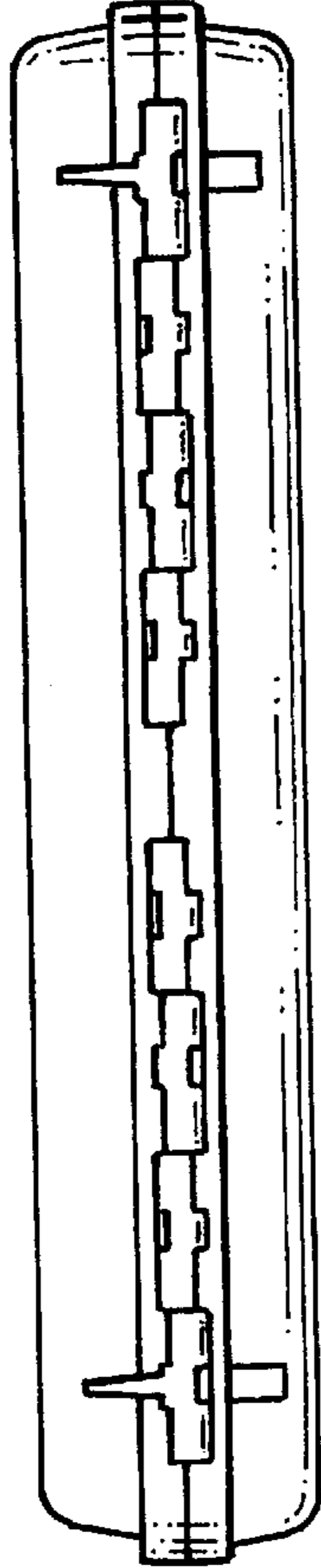


FIG. 3




FIG. 4

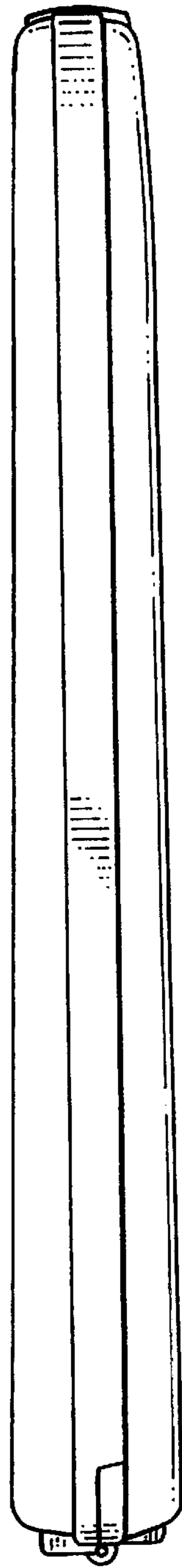


FIG. 5




FIG. 6




FIG. 7