



US00D474597S

(12) **United States Design Patent**  
**Nykoluk**

(10) **Patent No.:** **US D474,597 S**

(45) **Date of Patent:** **\*\* May 20, 2003**

(54) **PIECE OF BAGGAGE**

(75) Inventor: **Cory O. Nykoluk**, St. Louis, MO (US)

(73) Assignee: **TRG Accessories, Inc.**, St. Louis, MO (US)

(\*\*) Term: **14 Years**

(21) Appl. No.: **29/155,213**

(22) Filed: **Feb. 5, 2002**

(51) **LOC (7) Cl.** ..... **03-01**

(52) **U.S. Cl.** ..... **D3/279**

(58) **Field of Search** ..... D3/273, 276, 283,  
D3/279, 284, 285, 286, 287, 289; 190/18 A,  
100, 109, 110, 111, 112, 113

(56) **References Cited**

**U.S. PATENT DOCUMENTS**

|            |   |         |               |       |        |
|------------|---|---------|---------------|-------|--------|
| D352,395 S | * | 11/1994 | King          | ..... | D3/279 |
| D354,166 S | * | 1/1995  | Lin           | ..... | D3/276 |
| D354,396 S | * | 1/1995  | Lowenstein    | ..... | D3/276 |
| D354,397 S | * | 1/1995  | Berman        | ..... | D3/276 |
| D362,548 S | * | 9/1995  | King et al.   | ..... | D3/276 |
| D364,504 S | * | 11/1995 | Bieber et al. | ..... | D3/276 |
| D364,959 S | * | 12/1995 | Finn          | ..... | D3/279 |
| D374,987 S | * | 10/1996 | Hughes        | ..... | D3/279 |
| D389,308 S | * | 1/1998  | King et al.   | ..... | D3/279 |

|            |   |        |               |       |        |
|------------|---|--------|---------------|-------|--------|
| D395,361 S | * | 6/1998 | Zionts et al. | ..... | D3/279 |
| D444,946 S | * | 7/2001 | Klamm         | ..... | D3/279 |

\* cited by examiner

*Primary Examiner*—Philip S. Hyder

(74) *Attorney, Agent, or Firm*—Lewis, Rice & Fingersh L.C.

(57) **CLAIM**

The ornamental design for a piece of baggage, as shown and described.

**DESCRIPTION**

FIG. 1 is a front elevation view of a piece of baggage showing my new design;  
 FIG. 2 is a rear elevation view of the piece of baggage of FIG. 1;  
 FIG. 3 is a left side view of the piece of baggage of FIG. 1;  
 FIG. 4 is a right side view of the piece of baggage of FIG. 1;  
 FIG. 5 is a top plan view of the piece of baggage of FIG. 1;  
 FIG. 6 is a bottom plan view of the piece of baggage of FIG. 1;  
 FIG. 7 is a perspective view of the piece of baggage of FIG. 1 showing the front, top, and left side thereof; and,  
 FIG. 8 is a perspective view of the piece of baggage of FIG. 1 showing the rear, top, and right side thereof.

**1 Claim, 7 Drawing Sheets**






FIG. 1




FIG. 2



FIG. 3



FIG. 4



FIG. 5




FIG. 6



FIG. 7



FIG. 8