



US00D474595S

(12) **United States Design Patent**
Cuff

(10) **Patent No.:** **US D474,595 S**

(45) **Date of Patent:** **** May 20, 2003**

(54) **COMBINED CARD HOLDER AND CARD**

(75) Inventor: **John L. Cuff**, Corona, CA (US)

(73) Assignee: **J.A.M. Plastics, Inc.**, Anaheim, CA (US)

(**) Term: **14 Years**

(21) Appl. No.: **29/150,299**

(22) Filed: **Nov. 19, 2001**

(51) **LOC (7) Cl.** **03-01**

(52) **U.S. Cl.** **D3/247**

(58) **Field of Search** D3/201, 247; D19/10;
D20/27, 40, 42, 43; 40/1.5, 1.6, 661, 661.04,
661.07, 654.01; 206/37, 39, 39.1; 224/230;
283/75, 109; 379/457

(56) **References Cited**

U.S. PATENT DOCUMENTS

D300,835	S	*	4/1989	Stevens	D20/27
D316,877	S	*	5/1991	Mitchell	D20/43
5,900,307	A	*	5/1999	Barcikowski	283/75 X
D413,438	S	*	9/1999	Nicholas	D3/247
6,076,296	A	*	6/2000	Schaeffer	40/661.04 X
D429,286	S	*	8/2000	Luciani et al.	D20/42

OTHER PUBLICATIONS

J.A.M. Plastics, Inc. Product Catalog "The Badge Holder Specialist", Oct. 1, 2000.

* cited by examiner

Primary Examiner—Louis S. Zarfes

Assistant Examiner—Monica A. Weingart

(74) *Attorney, Agent, or Firm*—Knobbe, Martens, Olson & Bear LLP

(57) **CLAIM**


The ornamental design for a combined card holder and card, as shown and described.

DESCRIPTION

FIG. 1 is a perspective view of the combined card holder and card showing just the card holder detached;
 FIG. 2 is perspective view thereof;
 FIG. 3 is a back view thereof;
 FIG. 4 is a top view thereof;
 FIG. 5 is a bottom view thereof;
 FIG. 6 is a right side view thereof;
 FIG. 7 is a left side view thereof;
 FIG. 8 is a perspective view of the combined card holder and card;
 FIG. 9 is a front view thereof;
 FIG. 10 is a back view thereof;
 FIG. 11 is a top view thereof;
 FIG. 12 is a bottom view thereof;
 FIG. 13 is a right side view thereof; and,
 FIG. 14 is a left side view thereof.

The broken line showing of a retractable reel and clasp, in FIG. 8, and a figure on the card, in FIG. 10, is for illustrative purposes only and forms no part of the claimed design.

1 Claim, 8 Drawing Sheets






FIG. 1

FIG. 4





FIG. 2

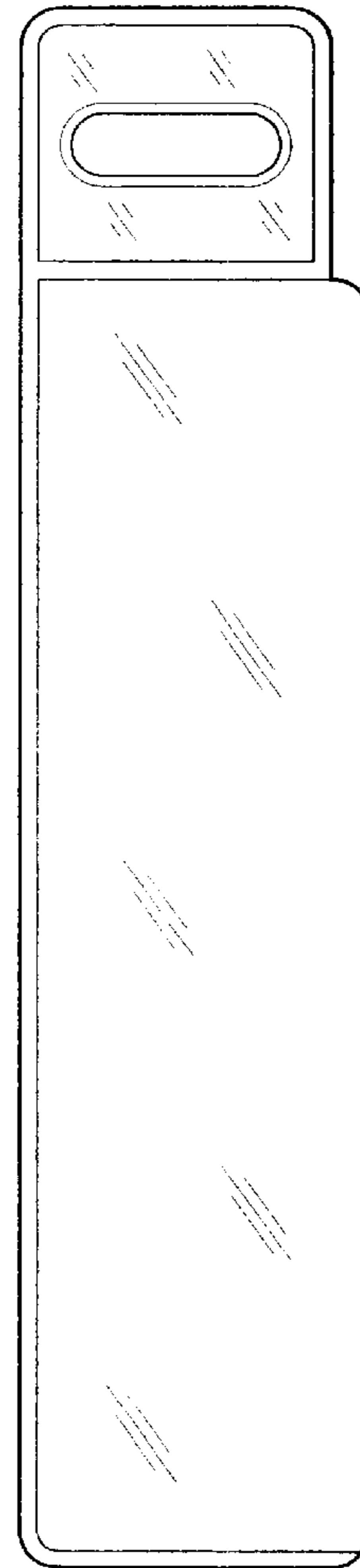


FIG. 3




FIG. 5




FIG. 6



FIG. 7

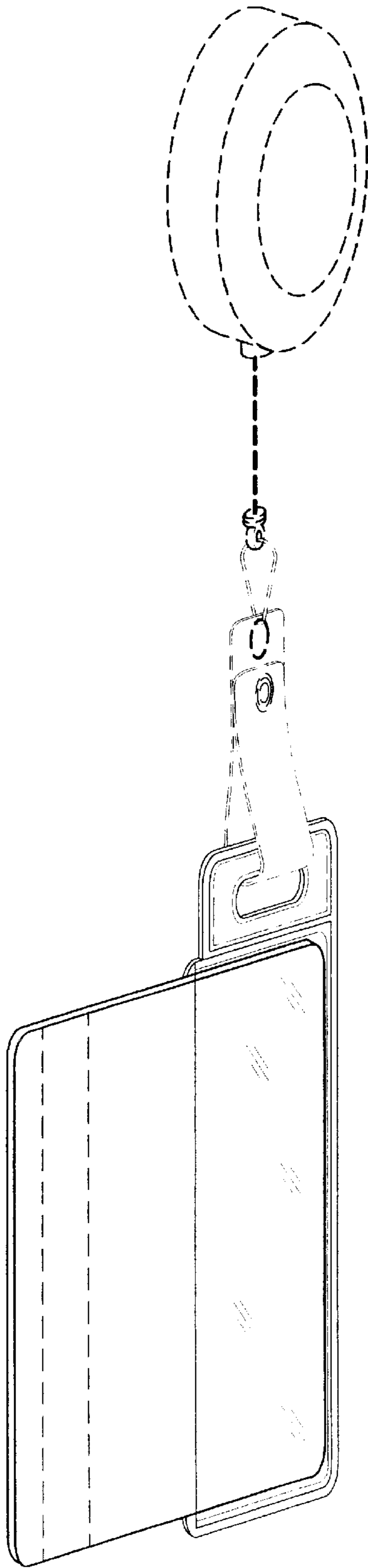


FIG. 8




FIG. 9




FIG. 10

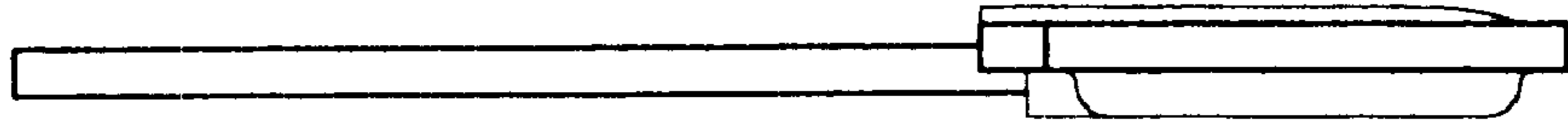


FIG. 11



FIG. 12




FIG. 13

FIG. 14