



US00D474593S

(12) **United States Design Patent**
Bond et al.

(10) **Patent No.:** **US D474,593 S**

(45) **Date of Patent:** **** May 20, 2003**

(54) **BASEBALL HIP FLASK**

(75) Inventors: **Daniel Mark Bond**, Richmond (GB);
Peter Von Schmidt, Marlow (GB)

(73) Assignee: **Daniel Bond**, Richmond (GB)

(**) Term: **14 Years**

(21) Appl. No.: **29/155,519**

(22) Filed: **Feb. 13, 2002**

(51) **LOC (7) Cl.** **09-01**

(52) **U.S. Cl.** **D3/202; D7/515; D7/901;**
D9/307

(58) **Field of Search** **D3/202, 270, 271;**
D9/307, 521; D7/514, 515, 510, 511, 901,
606, 623; 215/382, 383

(56) **References Cited**

U.S. PATENT DOCUMENTS

D11,149 S * 4/1879 Hood D9/521
D216,777 S * 3/1970 Nelson D9/521
D283,009 S * 3/1986 Jennette D9/307

D287,767 S * 1/1987 Simmons D9/307
D316,814 S * 5/1991 Duffy et al. D9/521
D329,539 S * 9/1992 Klien et al. D3/202
D372,836 S * 8/1996 Hurst et al. D7/515
D405,639 S * 2/1999 Clark et al. D7/515

* cited by examiner

Primary Examiner—Lucy Lieberman

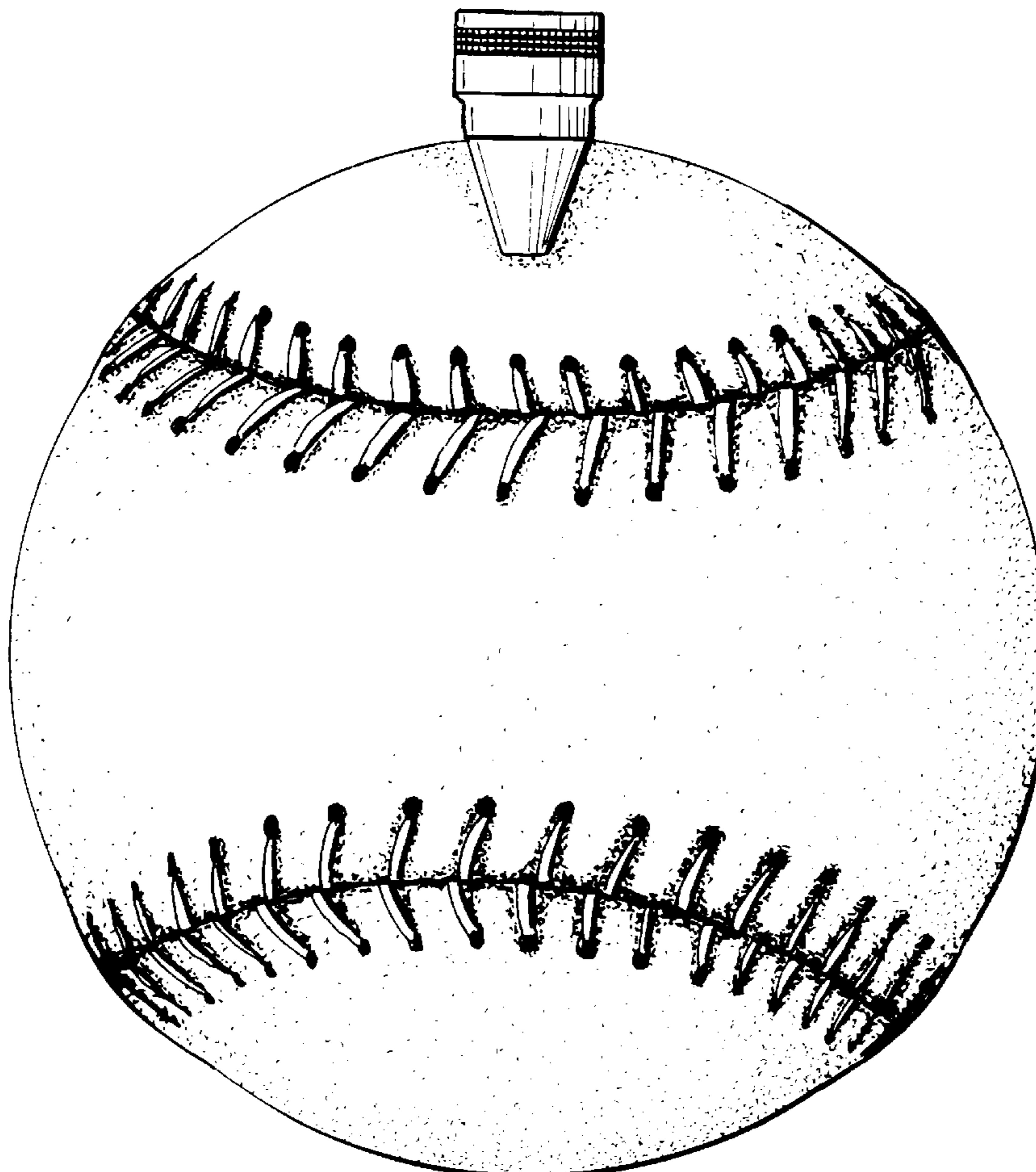
(57) **CLAIM**

The ornamental design for a baseball hip flask, as shown and described.

DESCRIPTION

FIG. 1 is a front elevation of a baseball hip flask showing our new design;
FIG. 2 is a rear elevation thereof;
FIG. 3 is a top plan view thereof;
FIG. 4 is a bottom plan view thereof;
FIG. 5 is a side elevation as seen from the left side of FIG. 1; and,
FIG. 6 is a side elevation as seen from the right side of FIG. 1.

1 Claim, 3 Drawing Sheets



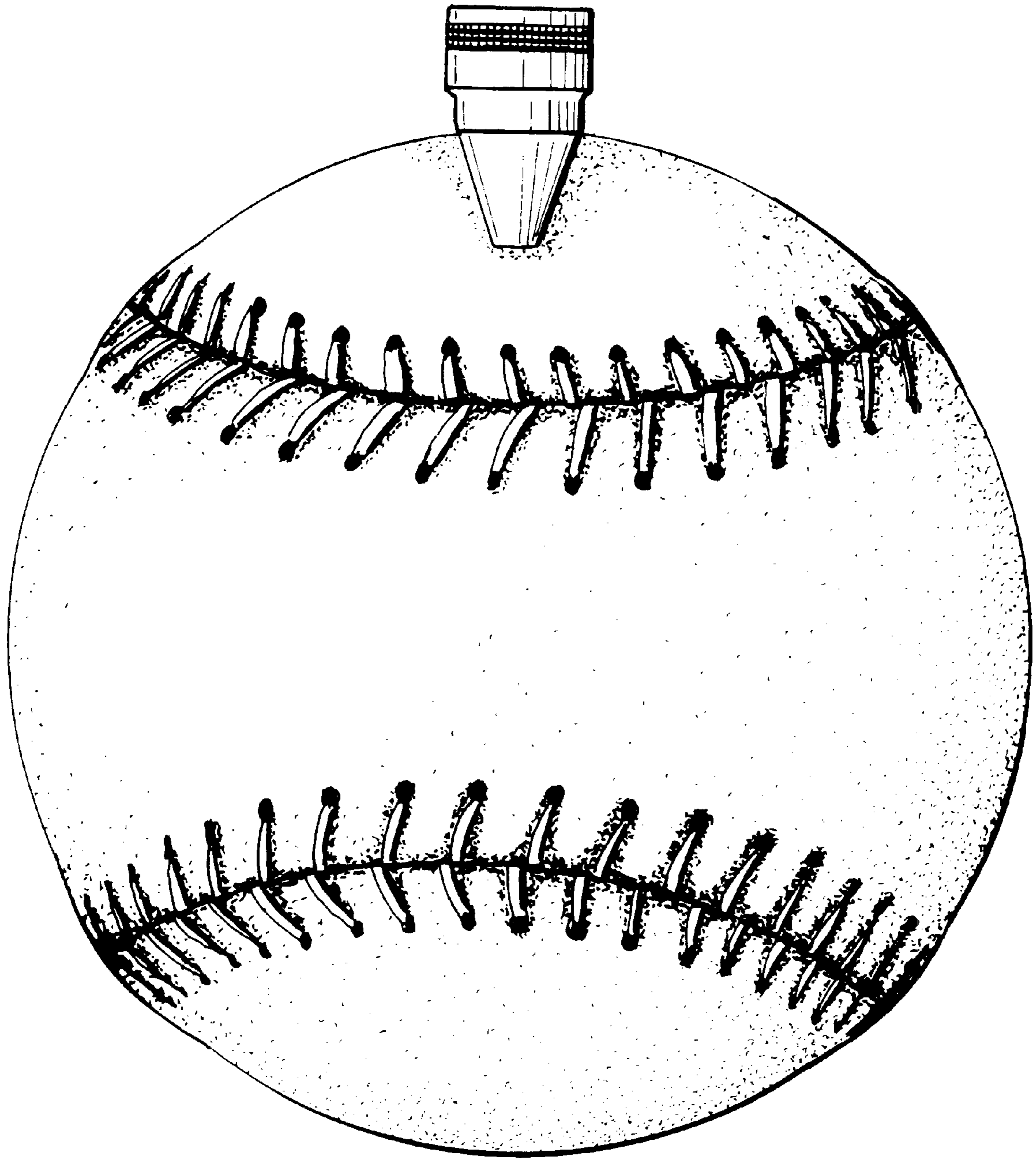


FIG. 1

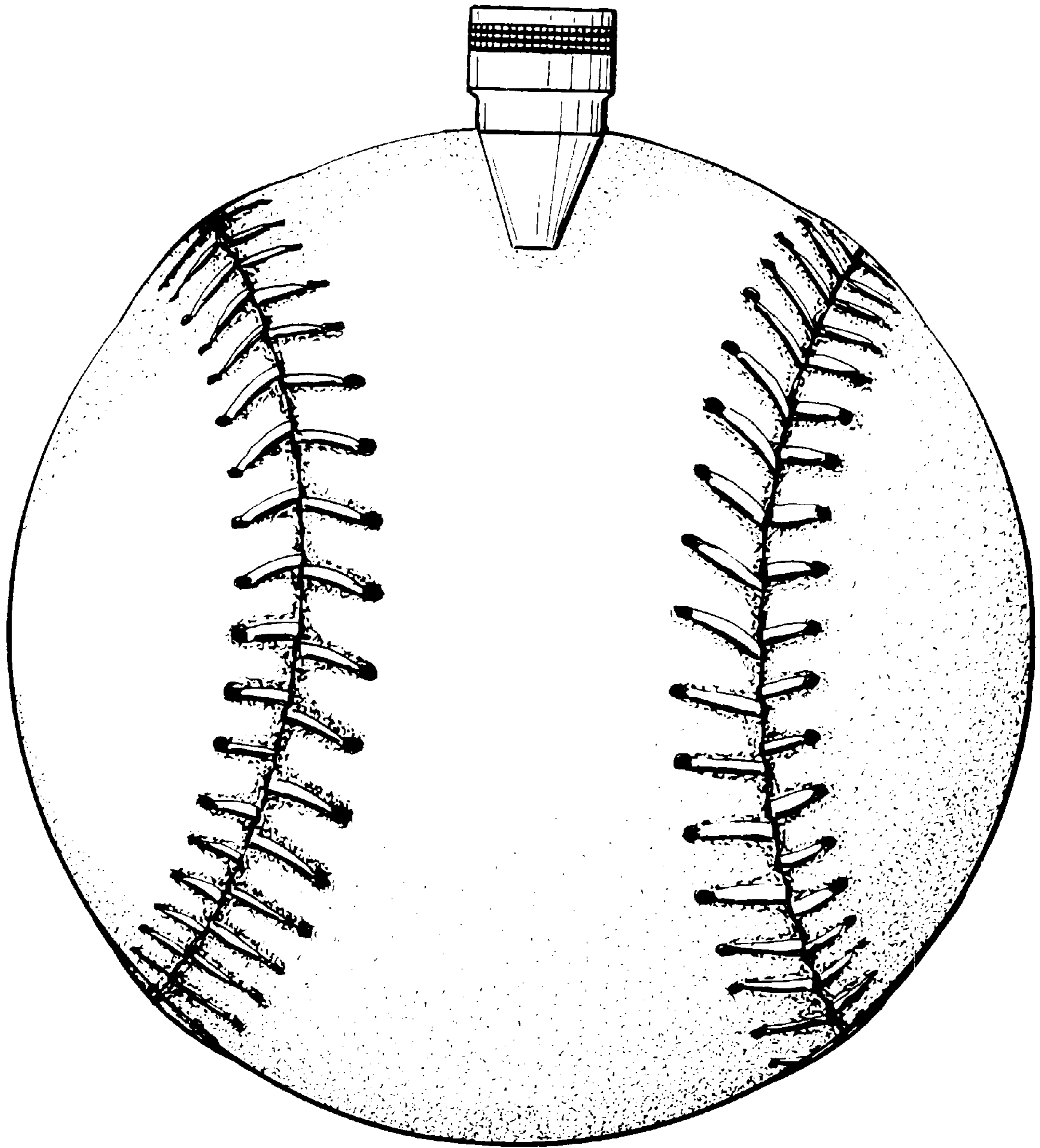


FIG. 2

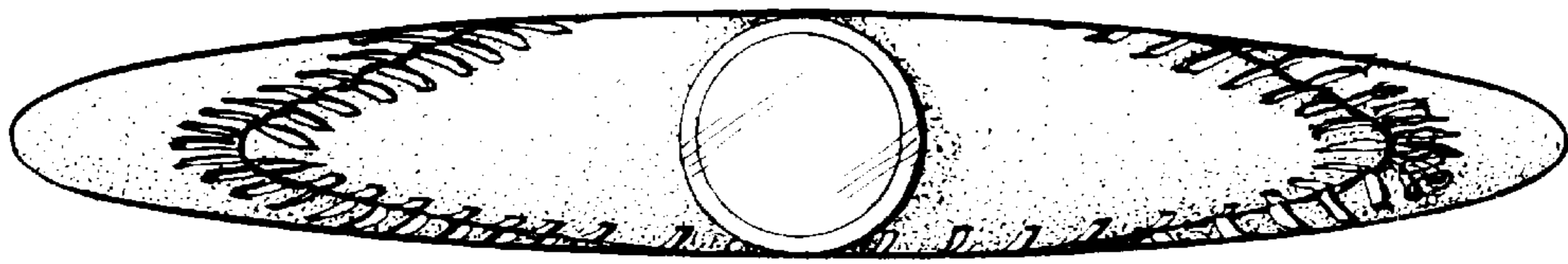


FIG. 3




FIG. 4




FIG. 5



FIG. 6