



US00D474585S

(12) **United States Design Patent**  
**Cooper**

(10) **Patent No.:** **US D474,585 S**

(45) **Date of Patent:** **\*\* May 20, 2003**

(54) **PORTION OF A SHOE OUTSOLE**

(75) **Inventor:** **Aaron Alexander Carroll Cooper,**  
Portland, OR (US)

(73) **Assignee:** **Nike, Inc.,** Beaverton, OR (US)

(\*\*) **Term:** **14 Years**

(21) **Appl. No.:** **29/169,621**

(22) **Filed:** **Oct. 24, 2002**

(51) **LOC (7) Cl.** ..... **02-04**

(52) **U.S. Cl.** ..... **D2/954; D2/947; D2/951**

(58) **Field of Search** ..... **D2/946-949, 951-962,**  
**D2/967, 977; 36/22 R, 25 R, 32 A, 32 R,**  
**59 R, 67 A, 67 B**

(56) **References Cited**

**U.S. PATENT DOCUMENTS**

1,524,782 A	3/1925	Clarke	
D68,214 S	9/1925	McDonald	
D73,143 S	7/1927	Oakley	
D293,502 S	1/1988	Hase	
D304,259 S	10/1989	Nakano	
D304,390 S	11/1989	Nakano	
D318,946 S	* 8/1991	Granatelli	D2/955
D319,338 S	8/1991	Nakano	
D319,920 S	9/1991	Nakano	
D326,768 S	6/1992	Kawasaki	
D350,432 S	* 9/1994	Saez	D2/961
D366,754 S	* 2/1996	Valverde	D2/954
D378,239 S	* 3/1997	Bramani	D2/953
D382,692 S	* 8/1997	Carlson	D2/960
D388,944 S	1/1998	Avar	
D394,141 S	5/1998	Takaoka et al.	
D439,393 S	* 3/2001	White	D2/947
D440,033 S	4/2001	Neely	
D464,188 S	* 10/2002	Lozano	D2/956
D464,477 S	* 10/2002	Adams	D2/960

**OTHER PUBLICATIONS**

Nike Footwear Catalog Fall 1986, p. 38, published Jan. 1986.

Nike Footwear Catalog Late Spring 1996, p. 179, published Aug. 1995.

Nike Footwear Catalog Spring 1998, p. 80, published Jun. 1997.

Nike Footwear Catalog Late Spring 1998, pp. 93 and 125, published Sep. 1997.

Nike Footwear Catalog Spring 2000, p. W52, published Jul. 1999.

Nike Footwear Catalog Fall 2002, p. M20, published Nov. 20001.

\* cited by examiner

*Primary Examiner*—Celia Murphy

(74) *Attorney, Agent, or Firm*—Banner & Witcoff, Ltd.

(57) **CLAIM**

The ornamental design for a portion of a shoe outsole, as shown and described.

**DESCRIPTION**

FIG. 1 is a perspective view of a portion of a shoe outsole showing my new design;

FIG. 2 is a plan view thereof;

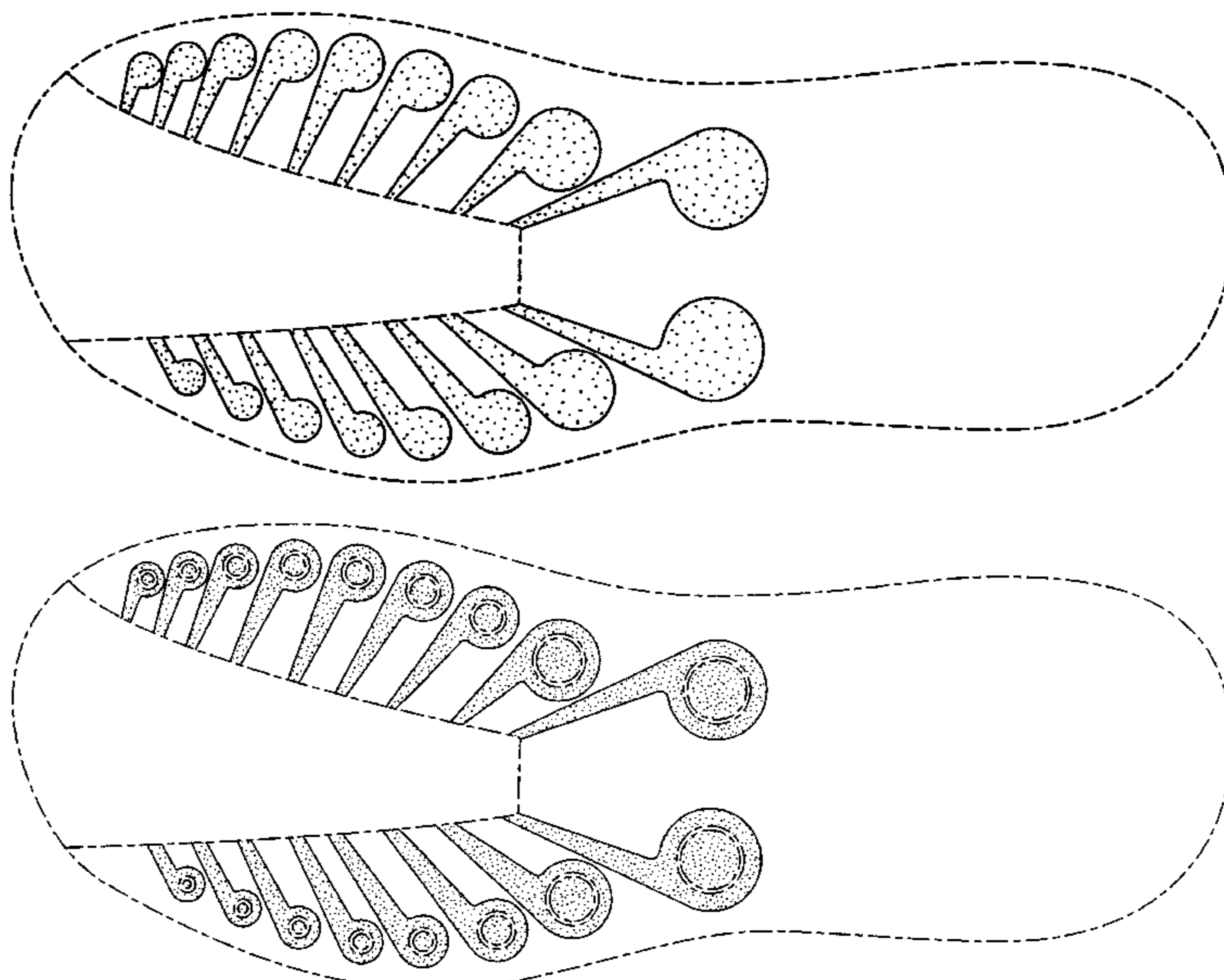
FIG. 3 is a second perspective view thereof; and,

FIG. 4 is a plan view of a portion of a shoe outsole showing a second embodiment of my new design similar to the portion of the shoe outsole of FIGS. 1-3.

The uneven broken line showing of the concentric circles in FIG. 4, and the remainder of the shoe in all of the figures is for illustrative purposes only and forms no part of the claimed design.

The uneven broken lines immediately adjacent to the narrowest points of the shaded shapes throughout the views, define the boundary of the design, and form no part of the claim.

**1 Claim, 4 Drawing Sheets**



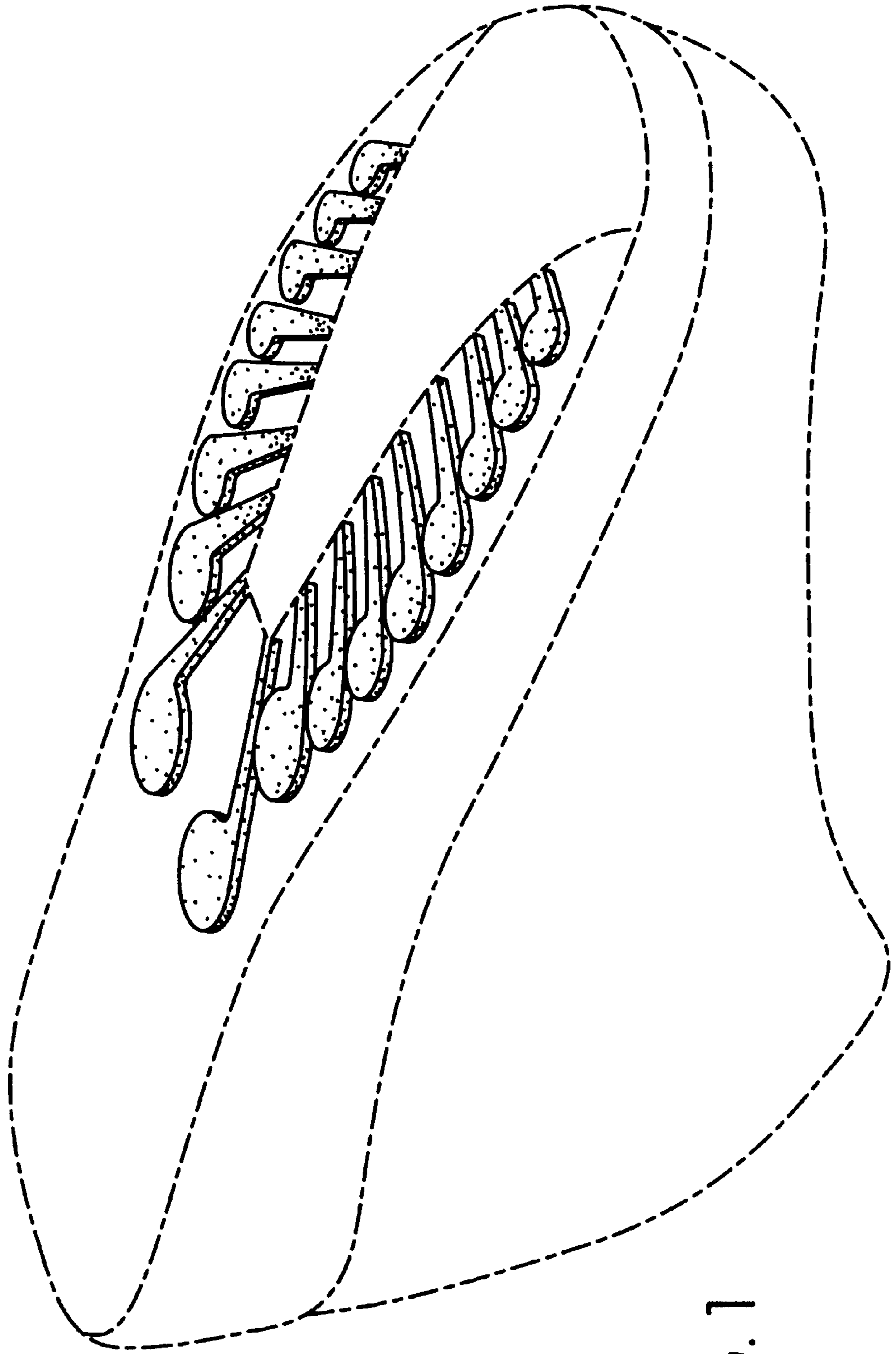


FIG. 1

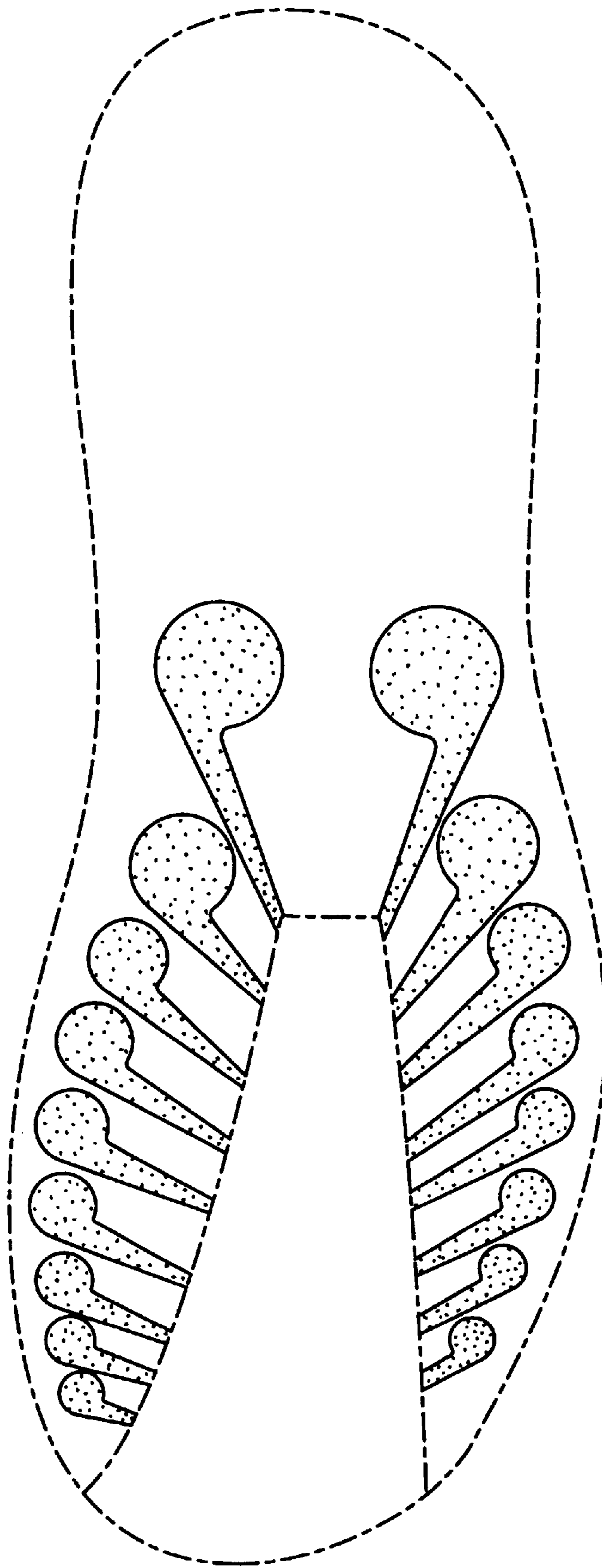


FIG. 2

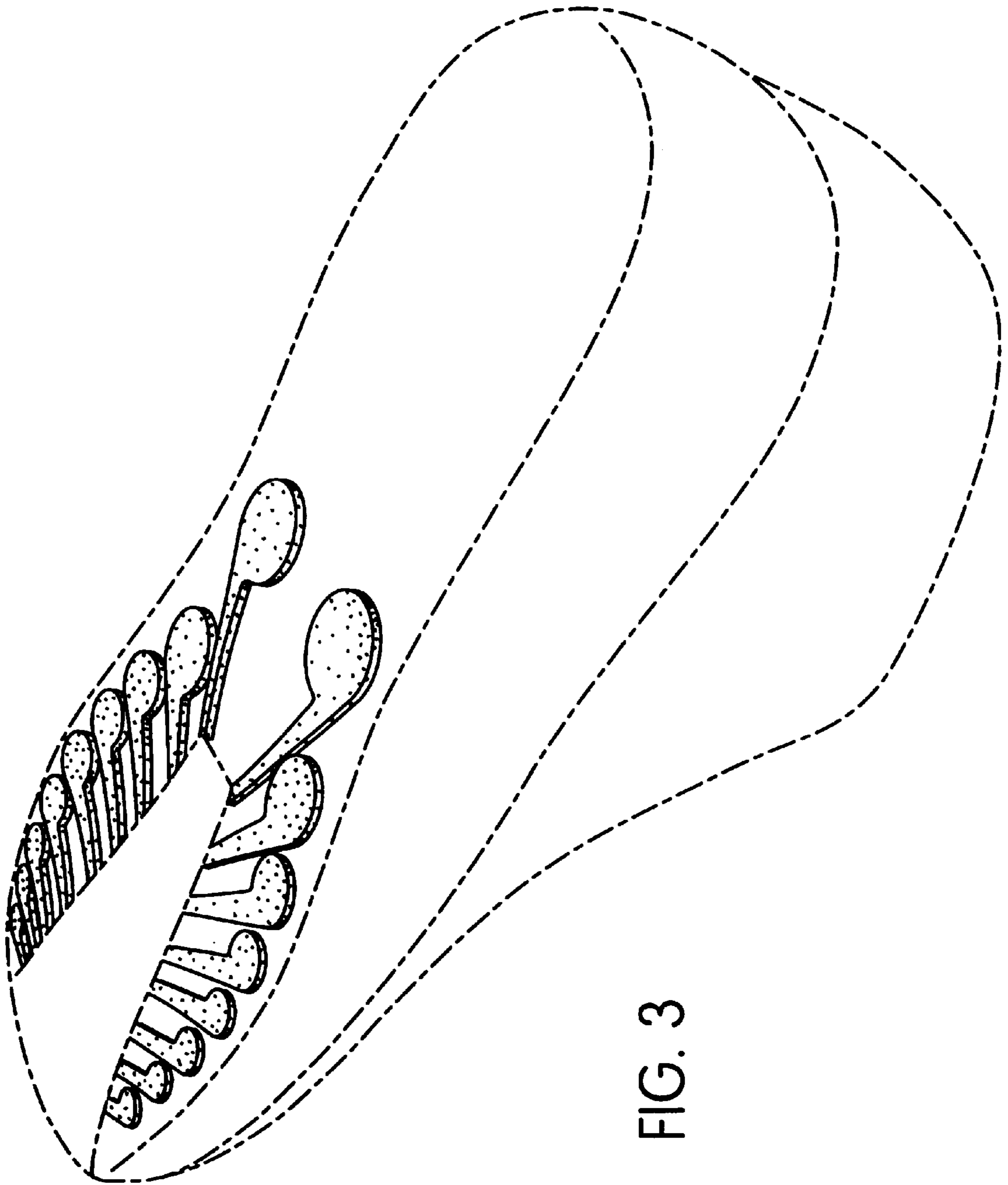


FIG. 3

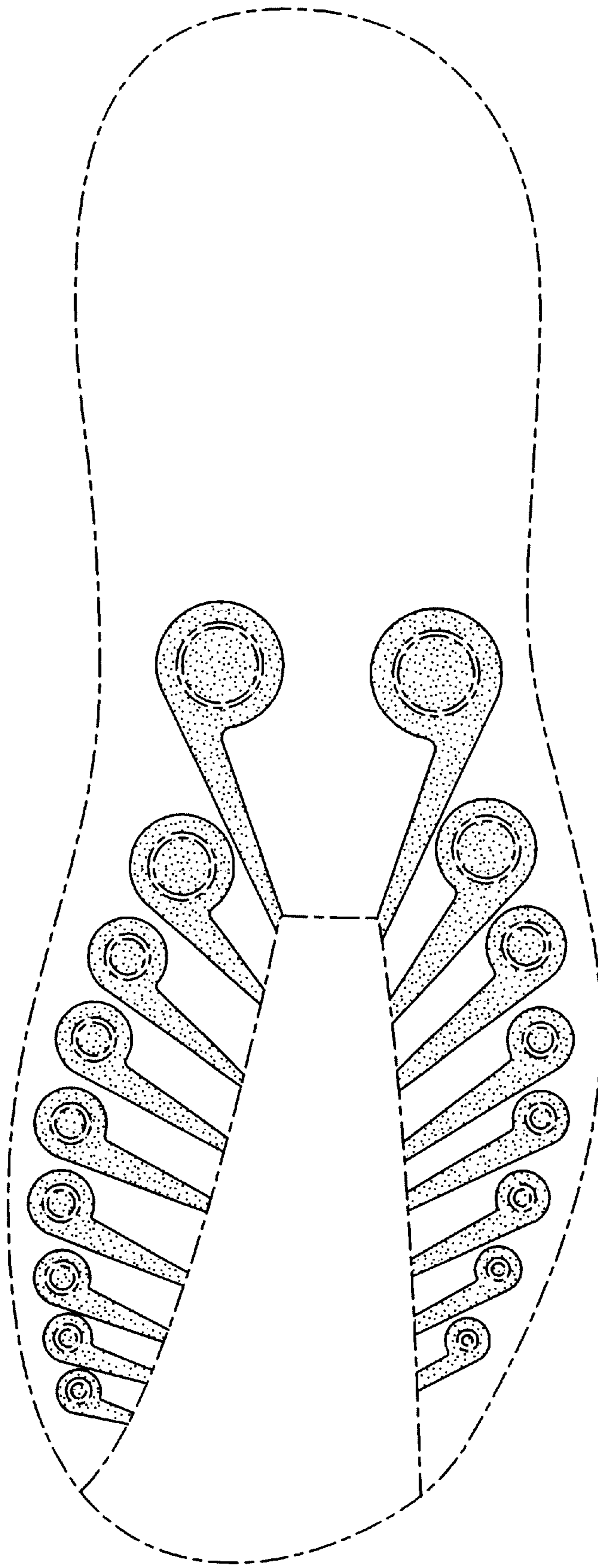


FIG. 4