



US00D474582S

(12) **United States Design Patent**  
**Cooper**

(10) **Patent No.:** **US D474,582 S**

(45) **Date of Patent:** **\*\* May 20, 2003**

(54) **PORTION OF A SHOE SOLE**

OTHER PUBLICATIONS

(75) Inventor: **Aaron Alexander Carroll Cooper**,  
Portland, OR (US)

(73) Assignee: **Nike, Inc.**, Beaverton, OR (US)

(\*\*) Term: **14 Years**

(21) Appl. No.: **29/169,622**

(22) Filed: **Oct. 24, 2002**

(51) **LOC (7) Cl.** ..... **02-04**

(52) **U.S. Cl.** ..... **D2/947; D2/964; D2/977**

(58) **Field of Search** ..... **D2/946-949, 951-962,**  
**D2/967, 977; 36/22 R, 25 R, 32 A, 32 R,**  
**59 R, 67 A, 67 B**

Nike Footwear Catalog Fall 1997, p. 44, published Dec. 1996.

Nike Footwear Catalog Late Spring 2001, p. MS, published Sep. 2000.

Nike Footwear Catalog Holiday 2001, p. M34, published Feb. 2001.

Nike Footwear Catalog Spring 2002, p. M29, published Jun. 2001.

Nike Footwear Catalog Spring 2003, p. M6, published Jun. 2002.

*Primary Examiner*—Celia Murphy

(74) *Attorney, Agent, or Firm*—Banner & Witcoff, Ltd.

(57) **CLAIM**

The ornamental design for a portion of a shoe sole, as shown and described.

(56) **References Cited**

U.S. PATENT DOCUMENTS

413,693 A	10/1889	Walker	
1,088,328 A	2/1914	Cucinotta	
2,299,009 A	10/1942	Denk	
3,777,374 A	12/1973	Hendricks	
4,457,084 A	7/1984	Horibata et al.	
4,660,299 A	4/1987	Omilusik	
D307,608 S	5/1990	Shure	
D325,288 S	4/1992	Richard et al.	
5,235,761 A	8/1993	Chang	
D340,349 S	10/1993	Kilgore et al.	
D340,350 S	* 10/1993	Kilgore et al.	D2/961
D342,601 S	* 12/1993	Kilgore et al.	D2/977
D344,174 S	* 2/1994	Kilgore	D2/964
D344,398 S	2/1994	Kilgore	

(List continued on next page.)

**DESCRIPTION**


FIG. 1 is a front perspective view of a portion of a shoe sole showing my new design;

FIG. 2 is a side view thereof; and,

FIG. 3 is a rear perspective view thereof.

The uneven broken line immediately adjacent to the shaded areas represents an unclaimed boundary of the design. The uneven broken line showing of the horizontal regions of the rear four columns and the remainder of the shoe is for illustrative purposes only and forms no part of the claimed design.

**1 Claim, 3 Drawing Sheets**



# US D474,582 S

Page 2

---

## U.S. PATENT DOCUMENTS

D344,399 S	*	2/1994	Kilgore	.....	D2/965
D344,400 S	*	2/1994	Kilgore	.....	D2/965
D344,401 S	*	2/1994	Kilgore	.....	D2/965
D350,018 S	*	8/1994	Kilgore	.....	D2/964
D350,019 S	*	8/1994	Kilgore	.....	D2/965
D350,020 S	*	8/1994	Kilgore	.....	D2/965
D350,225 S	*	9/1994	Kilgore	.....	D2/964
D350,227 S		9/1994	Kilgore		
D350,433 S	*	9/1994	Kilgore	.....	D2/961
5,343,639 A	*	9/1994	Kilgore et al.	.....	36/29
D351,057 S	*	10/1994	Kilgore	.....	D2/964
D351,720 S		10/1994	Kilgore		
5,353,523 A	*	10/1994	Kilgore et al.	.....	36/29
D351,936 S	*	11/1994	Kilgore	.....	D2/965
D352,159 S	*	11/1994	Kilgore	.....	D2/965
D352,160 S	*	11/1994	Kilgore	.....	D2/967
D354,617 S		1/1995	Kilgore		
D376,902 S	*	12/1996	Avar	.....	D2/977
D398,742 S		9/1998	Avar		
6,006,449 A		12/1999	Orlowski et al.		
D429,877 S	*	8/2000	Lozano et al.	.....	D2/972
D431,898 S	*	10/2000	Clegg et al.	.....	D2/972
D433,216 S	*	11/2000	Avar et al.	.....	D2/972
D446,387 S		8/2001	McCourt		
D447,330 S		9/2001	McCourt		
D450,437 S	*	11/2001	Simpson et al.	.....	D2/967

\* cited by examiner

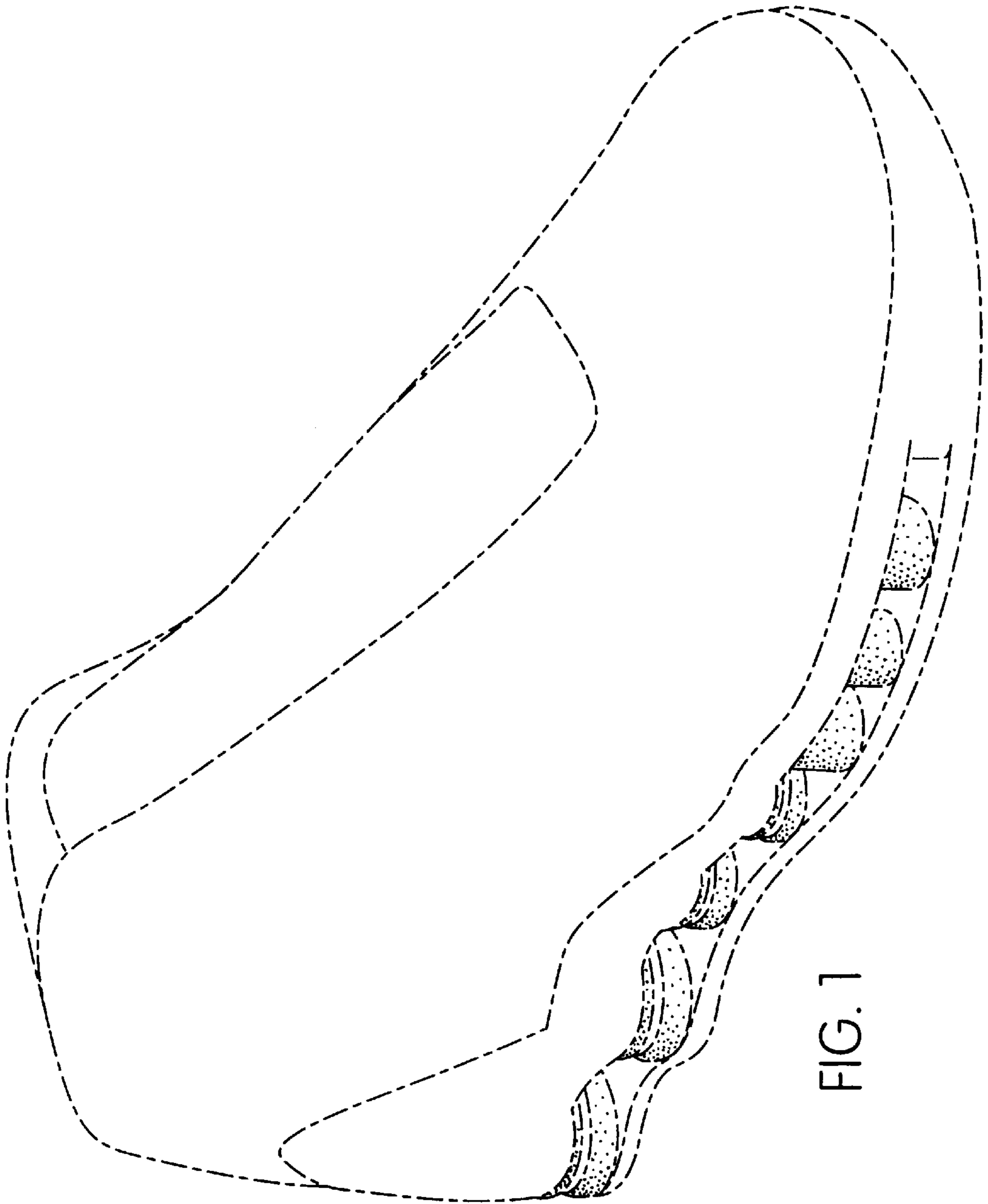


FIG. 1

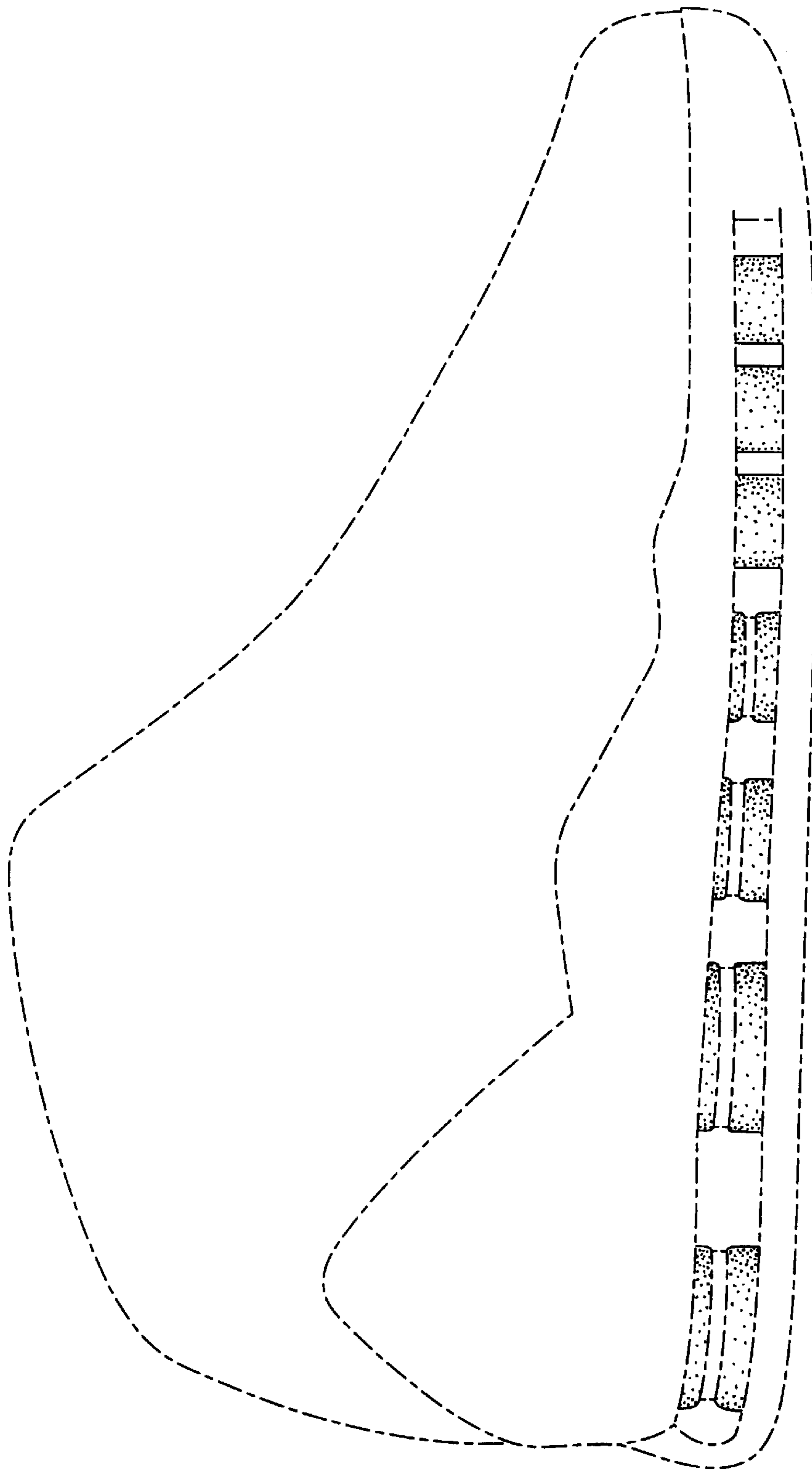


FIG. 2

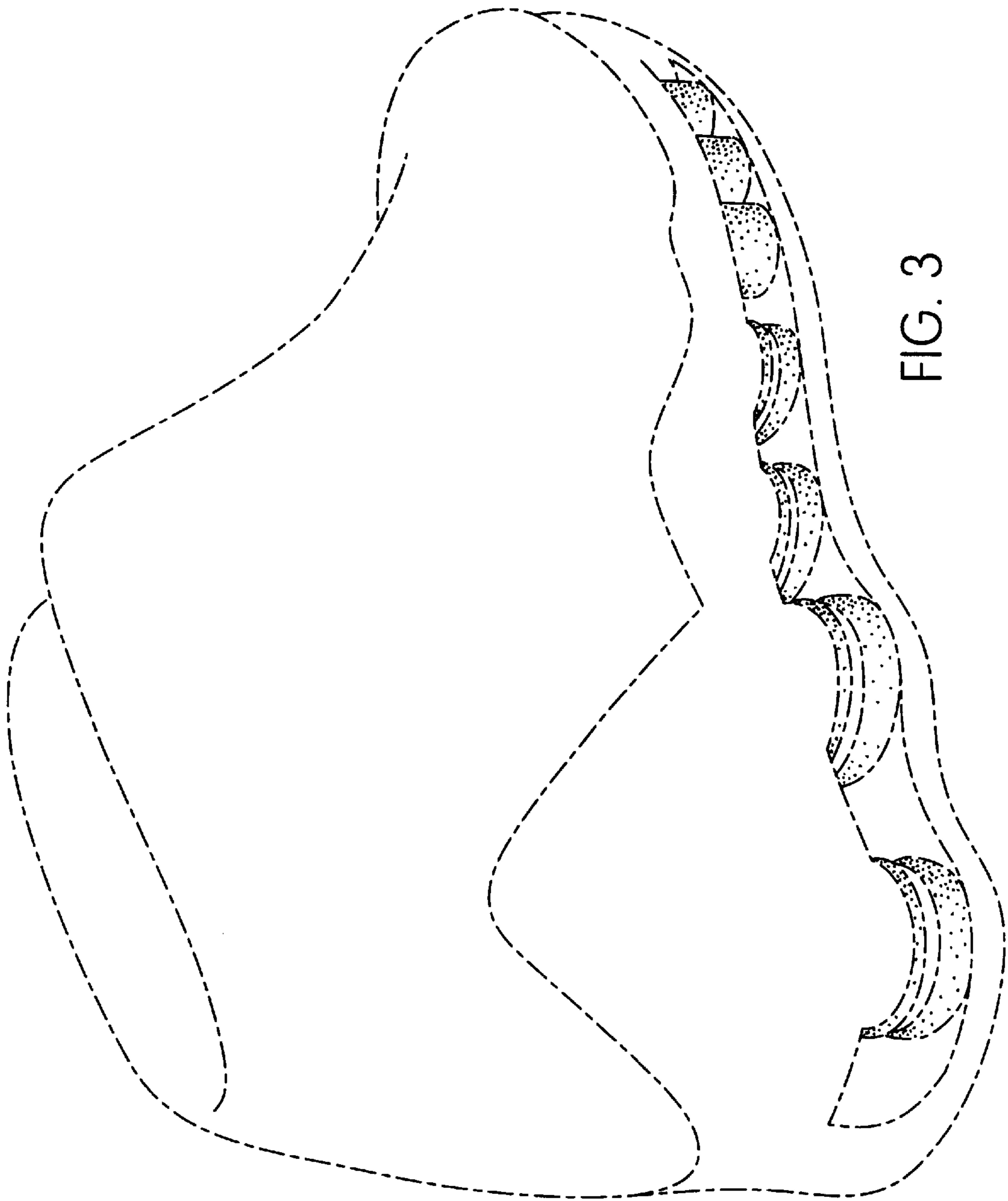


FIG. 3