



US00D474581S

(12) **United States Design Patent** (10) **Patent No.:** **US D474,581 S**
Cooper (45) **Date of Patent:** **** May 20, 2003**

- (54) **PORTION OF A SHOE SOLE**
- (75) Inventor: **Aaron Alexander Carroll Cooper**,
Portland, OR (US)
- (73) Assignee: **Nike, Inc.**, Beaverton, OR (US)
- (**) Term: **14 Years**
- (21) Appl. No.: **29/169,620**
- (22) Filed: **Oct. 24, 2002**
- (51) **LOC (7) Cl.** **02-04**
- (52) **U.S. Cl.** **D2/947; D2/949; D2/964;**
D2/967; D2/977
- (58) **Field of Search** **D2/946-949, 951-962,**
D2/967, 977; 36/22 R, 25 R, 32 A, 32 R,
59 R, 67 A, 67 B

- 5,343,639 A 9/1994 Kilgore et al.
- D351,057 S 10/1994 Kilgore
- D351,720 S 10/1994 Kilgore
- 5,353,523 A * 10/1994 Kilgore et al. 36/29
- D351,936 S * 11/1994 Kilgore D2/965
- D352,159 S * 11/1994 Kilgore D2/965
- D352,160 S * 11/1994 Kilgore D2/967
- D354,617 S 1/1995 Kilgore
- D376,902 S * 12/1996 Avar D2/977
- D429,877 S 8/2000 Lozano et al.
- D431,898 S 10/2000 Clegg et al.
- D433,216 S * 11/2000 Avar et al. D2/972
- D446,387 S 8/2001 McCourt
- D447,330 S 9/2001 McCourt
- D450,437 S 11/2001 Simpson et al.
- D462,830 S 9/2002 Greene

OTHER PUBLICATIONS

- Nike Footwear Catalog Spring 1992, p. 32, published May 1991.
- Nike Footwear Catalog Fall 1994, p. 96, published Nov. 1993.
- Nike Footwear Catalog Spring 1999, p. M36, published Jun. 1998.
- Nike Footwear Catalog Holiday 1999, p. M41, published Mar. 1999.
- Nike Footwear Catalog Spring 2001, p. M1, published Jun. 2000.
- Nike Footwear Catalog Late Spring 2001, pp. M5 & M29, published Sep. 2000.
- Nike Footwear Catalog Holiday 2001, p. M34, published Feb. 2001.
- Nike Footwear Catalog Spring 2003, p. M6, published Jun. 2002.

* cited by examiner

Primary Examiner—Celia Murphy
(74) *Attorney, Agent, or Firm*—Banner & Witcoff, Ltd.

(57) **CLAIM**

The ornamental design for a portion of a shoe sole, as shown and described.

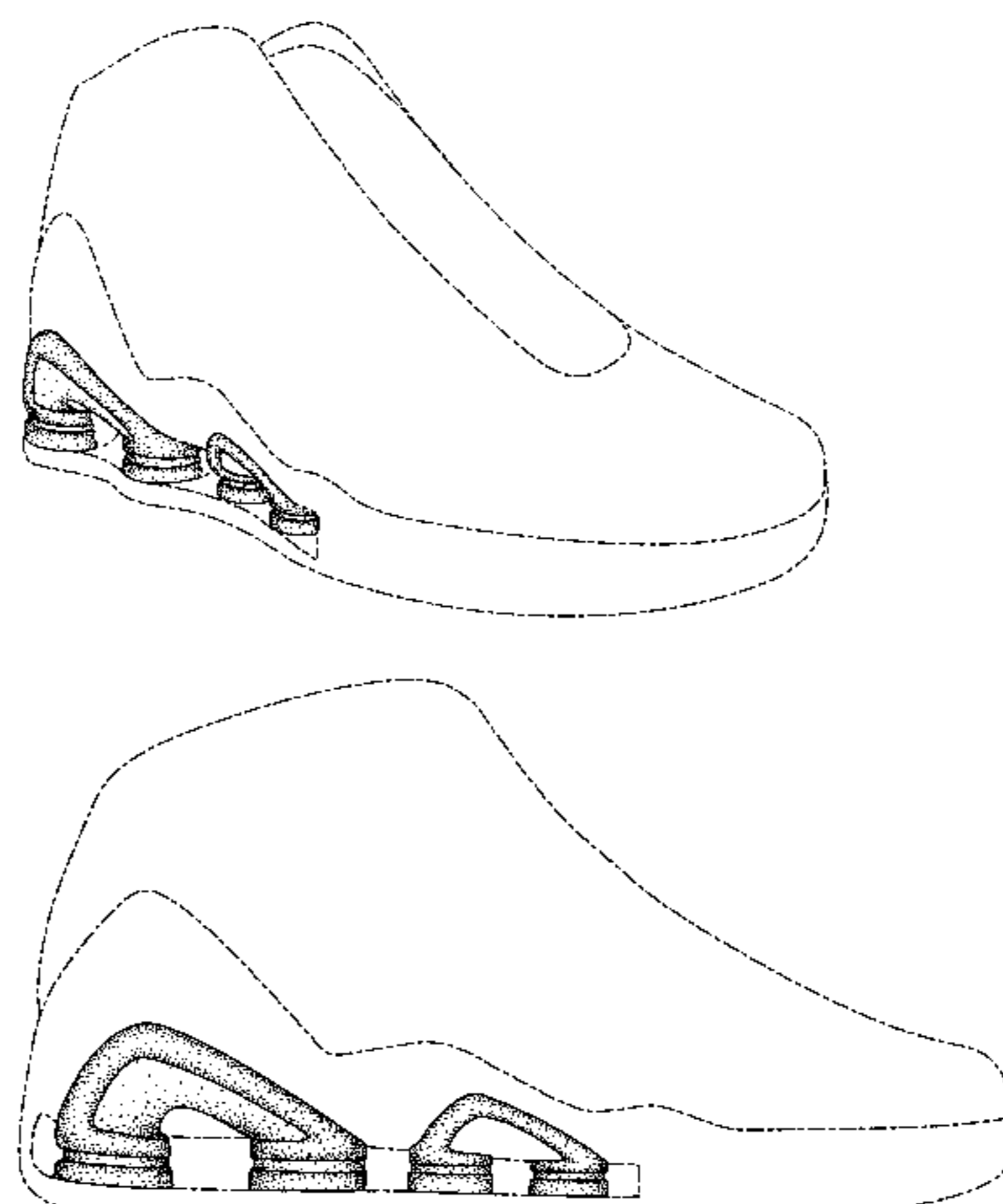
DESCRIPTION

FIG. 1 is a front perspective view of a portion of a shoe sole

(56) **References Cited**

U.S. PATENT DOCUMENTS

- 413,693 A 10/1889 Walker
- 1,088,328 A 2/1914 Cucinotta
- 2,299,009 A 10/1942 Denk
- 3,777,374 A 12/1973 Hendricks
- 4,457,084 A 7/1984 Horibata et al.
- 4,660,299 A 4/1987 Omilusik
- D297,585 S * 9/1988 Brown et al. D2/977
- D325,288 S 4/1992 Richard et al.
- D335,015 S * 4/1993 Lozano D2/977
- 5,235,761 A 8/1993 Chang
- D340,350 S * 10/1993 Kilgore et al. D2/961
- D341,700 S * 11/1993 Avar D2/977
- D342,601 S * 12/1993 Kilgore et al. D2/977
- D344,174 S * 2/1994 Kilgore D2/964
- D344,398 S 2/1994 Kilgore
- D344,399 S 2/1994 Kilgore
- D344,400 S 2/1994 Kilgore
- D344,401 S * 2/1994 Kilgore D2/965
- D350,018 S 8/1994 Kilgore
- D350,019 S * 8/1994 Kilgore D2/965
- D350,020 S * 8/1994 Kilgore D2/965
- D350,225 S 9/1994 Kilgore
- D350,227 S 9/1994 Kilgore
- D350,433 S * 9/1994 Kilgore D2/961



showing my new design;

FIG. 2 is a side view thereof; and,

FIG. 3 is a rear perspective view thereof.

The uneven broken line immediately adjacent to the shaded area represents an unclaimed boundary of the design. The uneven broken line showing of the remainder of the show is for illustrative purposes only and forms no part of the claimed design.

1 Claim, 3 Drawing Sheets

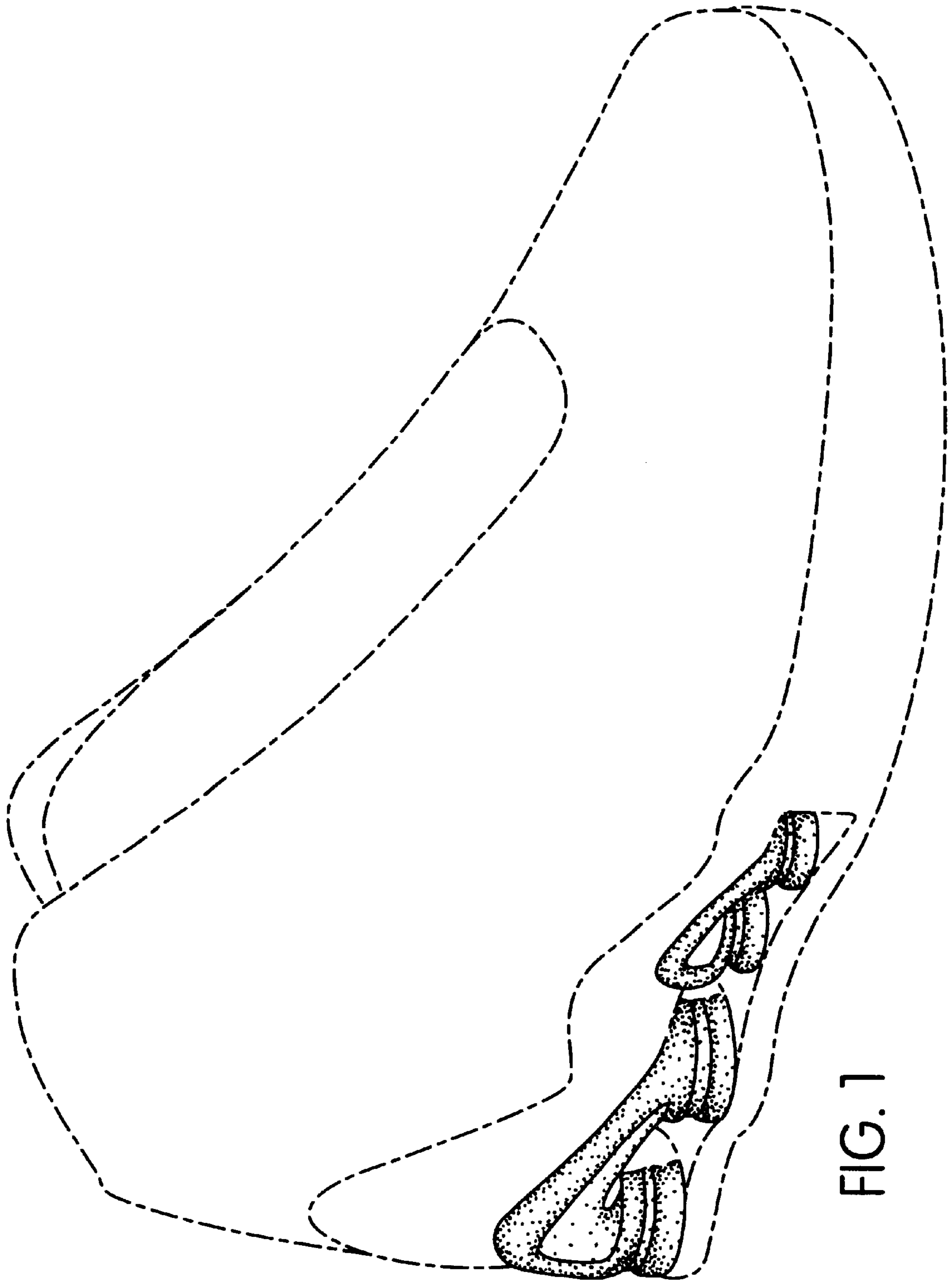


FIG. 1

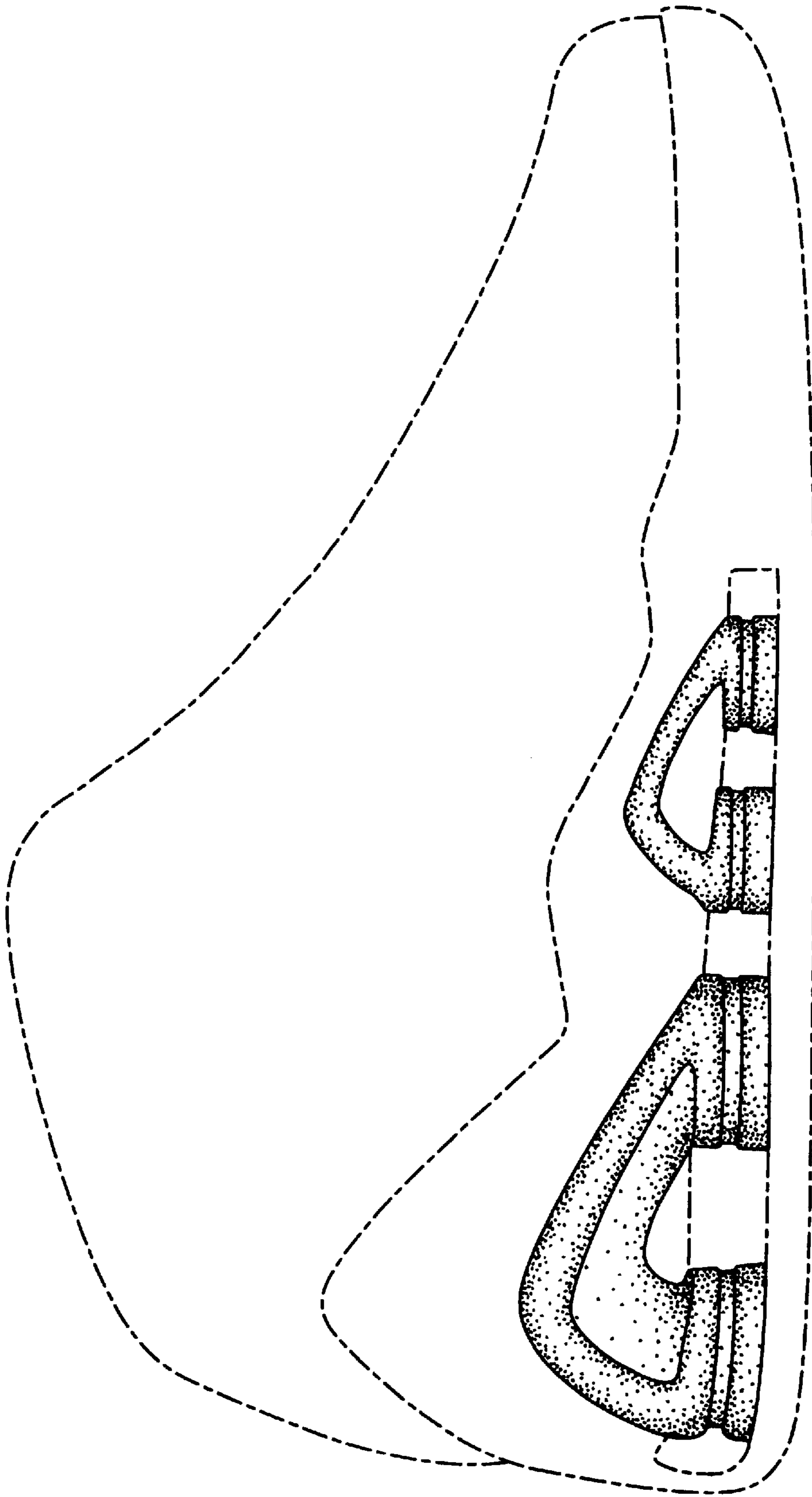


FIG. 2

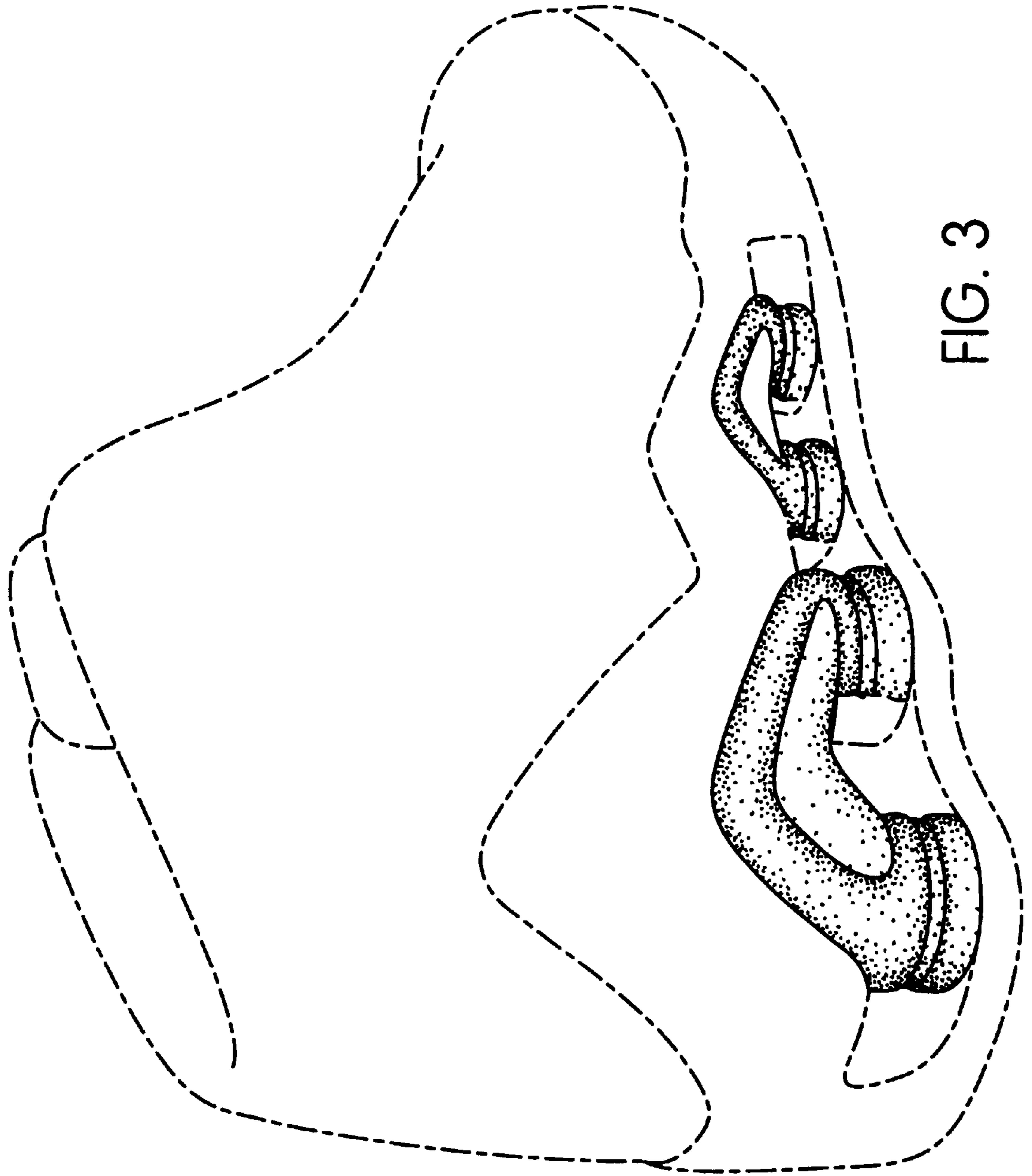


FIG. 3