



US00D474580S

(12) **United States Design Patent**
Pollastrelli

(10) **Patent No.:** **US D474,580 S**

(45) **Date of Patent:** **** May 20, 2003**

(54) **SHOE**

(75) **Inventor:** **Gualberto Pollastrelli, Sant'Elpidio a Mare (IT)**

(73) **Assignee:** **Tod's S.p.A., Ascoli Piceno (IT)**

(**) **Term:** **14 Years**

(21) **Appl. No.:** **29/155,948**

(22) **Filed:** **Feb. 22, 2002**

(30) **Foreign Application Priority Data**

Aug. 24, 2001 (XH) DMA/005 422

(51) **LOC (7) Cl.** **02-04**

(52) **U.S. Cl.** **D2/907**

(58) **Field of Search** D2/896, 902, 907,
D2/943, 944, 946, 949, 953, 969, 972-974;
36/45, 50.1, 51, 77 M, 77 R, 83, 88, 113,
114, 126-130

(56) **References Cited**

U.S. PATENT DOCUMENTS

D122,777 S * 10/1940 Laybolt D2/953

D270,778 S * 10/1983 Casetta D2/907
D281,115 S * 10/1985 Campbell et al. D2/907
4,550,510 A * 11/1985 Stubblefield 36/114
D322,881 S * 1/1992 Bushman D2/953
D449,922 S * 11/2001 Pollastrelli D2/969
D461,295 S * 8/2002 Pollastrelli D2/953
D466,683 S * 12/2002 Chen D2/974

* cited by examiner

Primary Examiner—Dominic Simone

(74) *Attorney, Agent, or Firm*—Sughrue Mion, PLLC

(57) **CLAIM**

The ornamental design for a shoe, as shown.

DESCRIPTION

FIG. 1 is a perspective view of the top, front and left side of a shoe showing my new design;
FIG. 2 is a front elevational view thereof;
FIG. 3 is a right elevational view thereof;
FIG. 4 is a left side elevational view thereof;
FIG. 5 is a rear elevational view thereof;
FIG. 6 is a top plan view thereof; and,
FIG. 7 is a bottom plan view thereof.

1 Claim, 2 Drawing Sheets




Fig. 1



Fig. 2

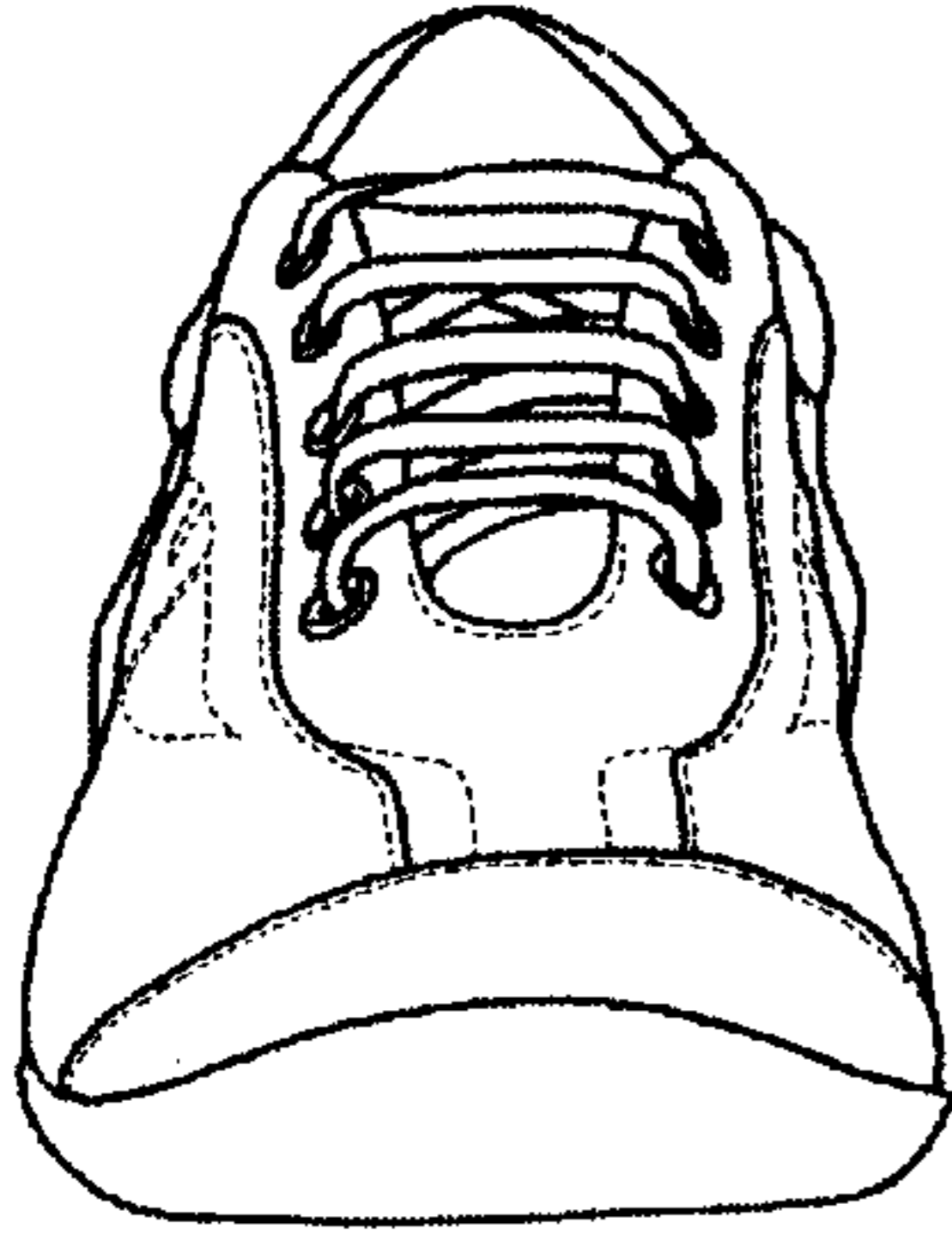


Fig. 3




Fig. 4



Fig. 5

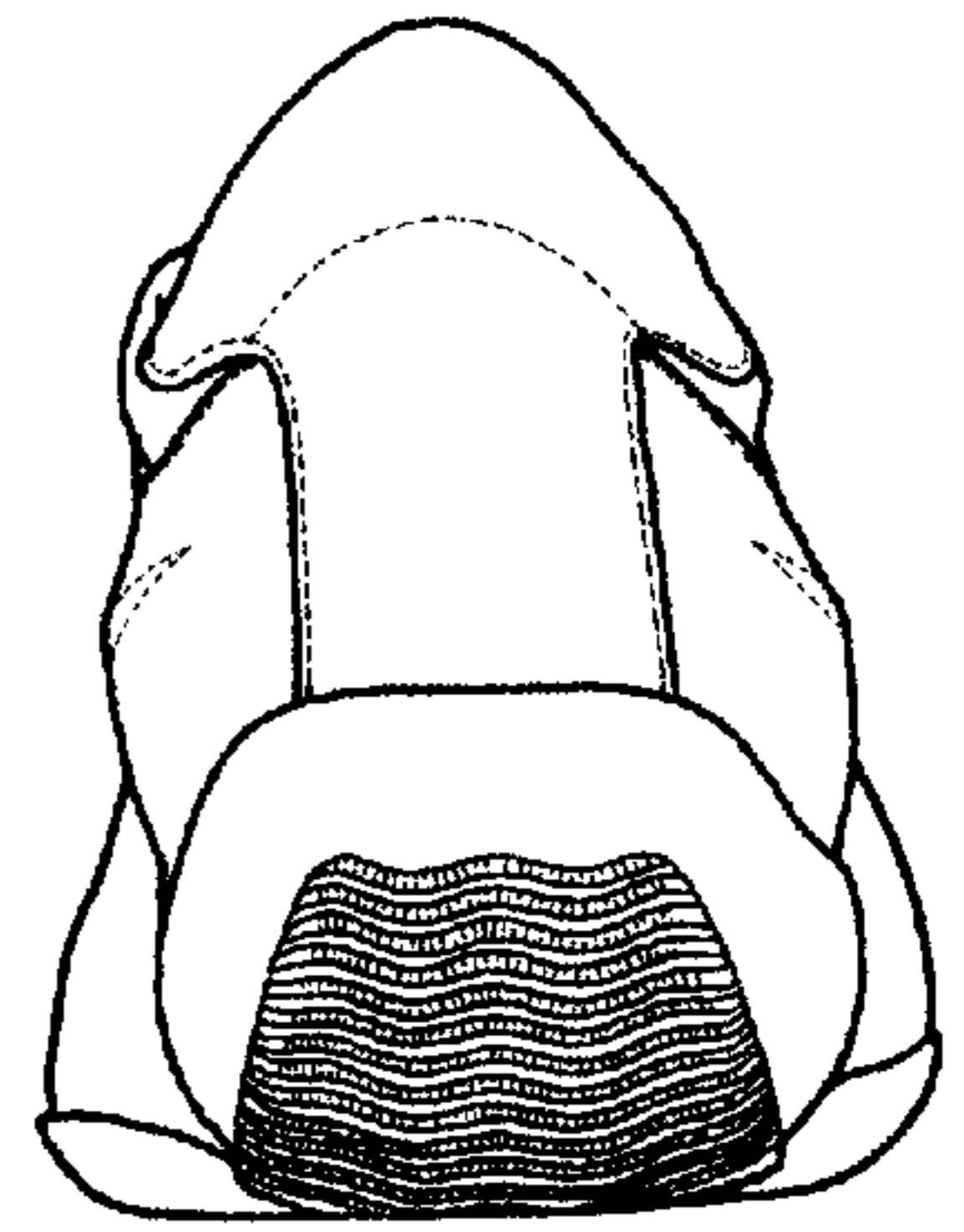


Fig. 6

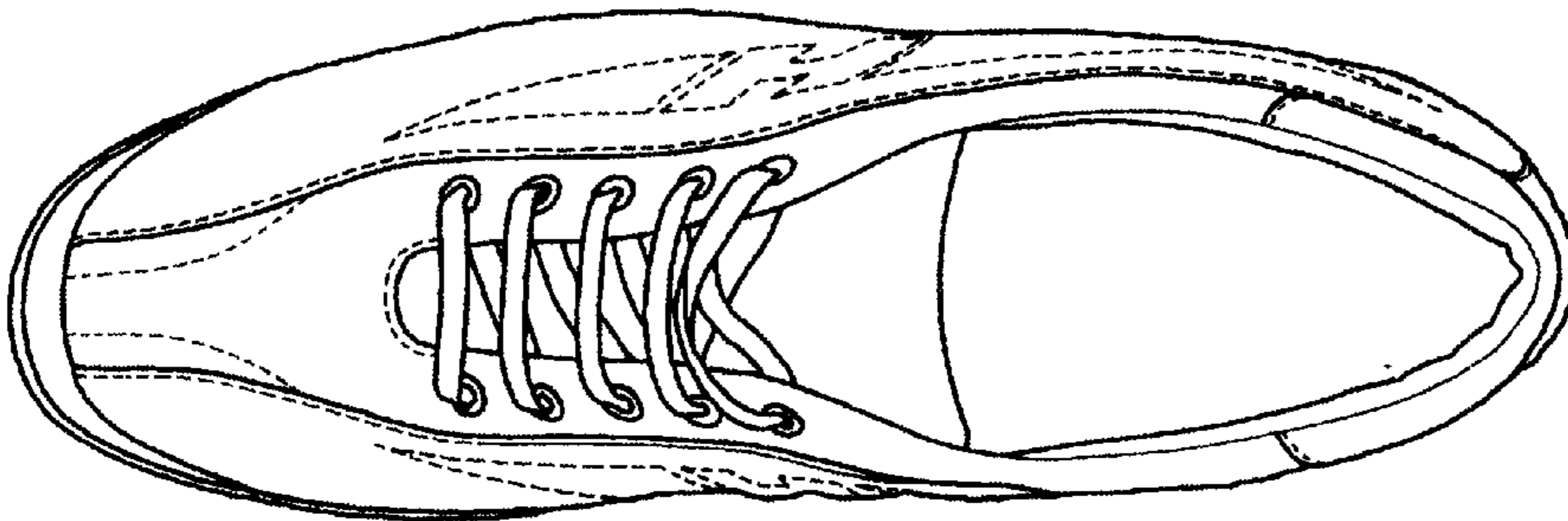


Fig. 7

