



US00D474567S

(12) **United States Design Patent**
Clark et al.

(10) **Patent No.:** **US D474,567 S**

(45) **Date of Patent:** **** May 13, 2003**

(54) **AGITATOR AUGER BARREL**
(75) Inventors: **Douglas S. Clark**, Carbondale, IL (US);
Jon D. Strait, Carbondale, IL (US);
Stephen D. Schober, Newton, IA (US)
(73) Assignee: **Maytag Corporation**, Newton, IA (US)
(**) Term: **14 Years**

5,044,178 A 9/1991 Altnau, Sr.
5,113,542 A 5/1992 Pastryk et al.
5,359,744 A 11/1994 Kimball et al.
D357,561 S 4/1995 Kropf et al.
5,440,903 A 8/1995 Kropf et al.
5,500,967 A 3/1996 Wilson et al.
5,611,221 A * 3/1997 Tremel 68/133
6,070,282 A * 6/2000 Underly et al. 8/159

* cited by examiner

(21) Appl. No.: **29/164,403**
(22) Filed: **Jul. 23, 2002**

Primary Examiner—Louis S. Zarfes
Assistant Examiner—Robert A. Delehanty
(74) *Attorney, Agent, or Firm*—McKee, Voorhees & Sease, P.L.C.

(51) **LOC (7) Cl.** **15-05**
(52) **U.S. Cl.** **D32/26**
(58) **Field of Search** D32/26; 8/159;
68/17 A, 18 FA, 133, 212

(57) **CLAIM**

We claim the ornamental design for an agitator auger barrel, or similar article substantially as shown.


(56) **References Cited**
U.S. PATENT DOCUMENTS

DESCRIPTION

3,724,242 A 4/1973 Davis
4,068,503 A * 1/1978 Platt 68/133
4,118,957 A 10/1978 Marcussen
4,154,069 A 5/1979 Lipfert et al.
4,240,277 A 12/1980 Manthei
D267,672 S 1/1983 Ohmann et al.
4,417,457 A 11/1983 Brenner
4,478,059 A 10/1984 Yates
4,656,844 A 4/1987 Mulder et al.
D300,969 S 5/1989 Bergeson
D314,263 S * 1/1991 Mueller D32/26
5,033,277 A 7/1991 Khan

FIG. 1 is a pictorial view of the barrel.
FIG. 2 is a front elevational view thereof.
FIG. 3 is a side elevational view thereof, taken from the right of FIG. 2.
FIG. 4 is a side elevational view thereof, taken from the left of FIG. 2.
FIG. 5 is a rear elevational view.
FIG. 6 is a top plan view thereof; and,
FIG. 7 is a bottom plan view thereof.

1 Claim, 4 Drawing Sheets






FIG. 1




FIG. 2

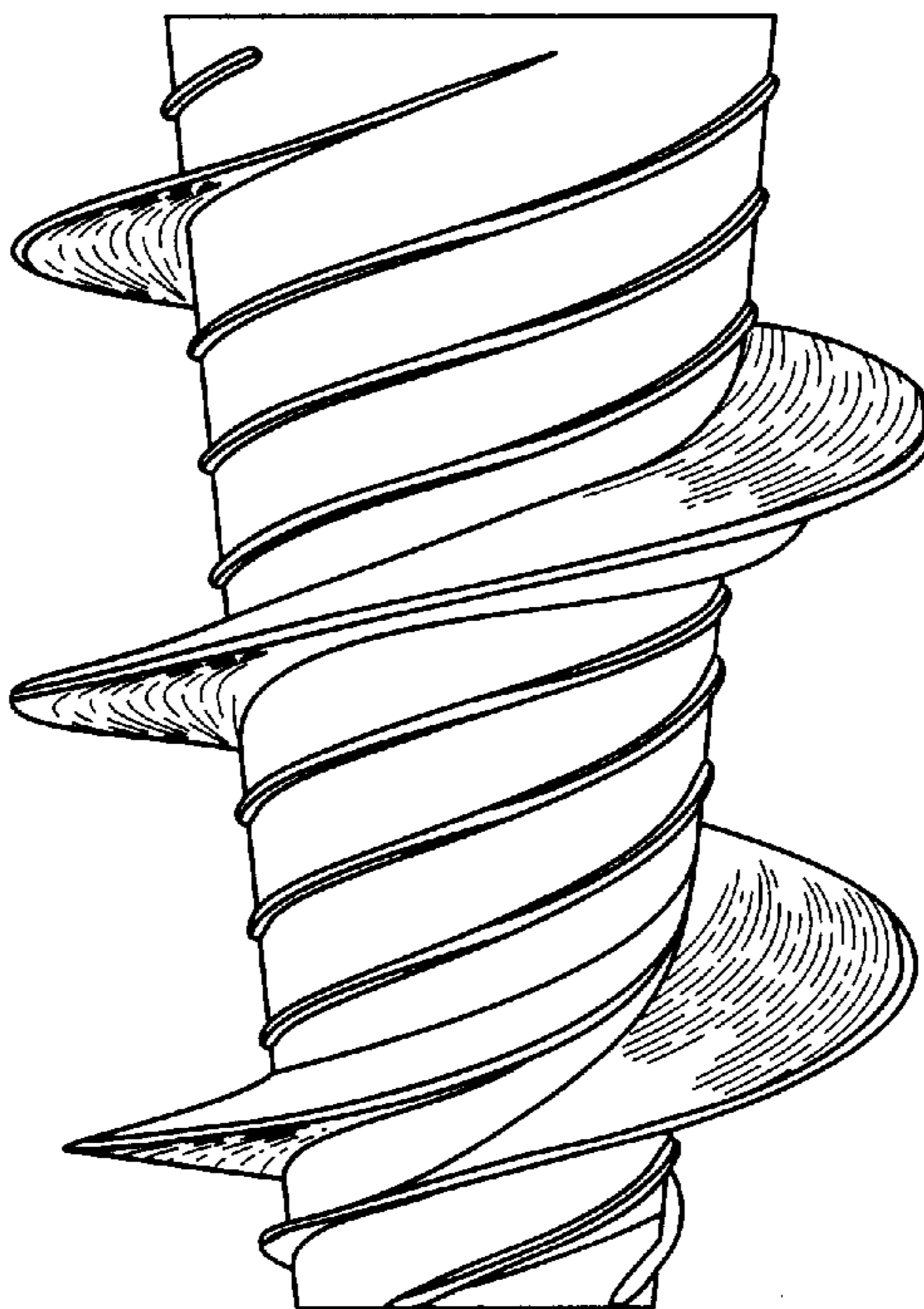


FIG. 3




FIG. 4

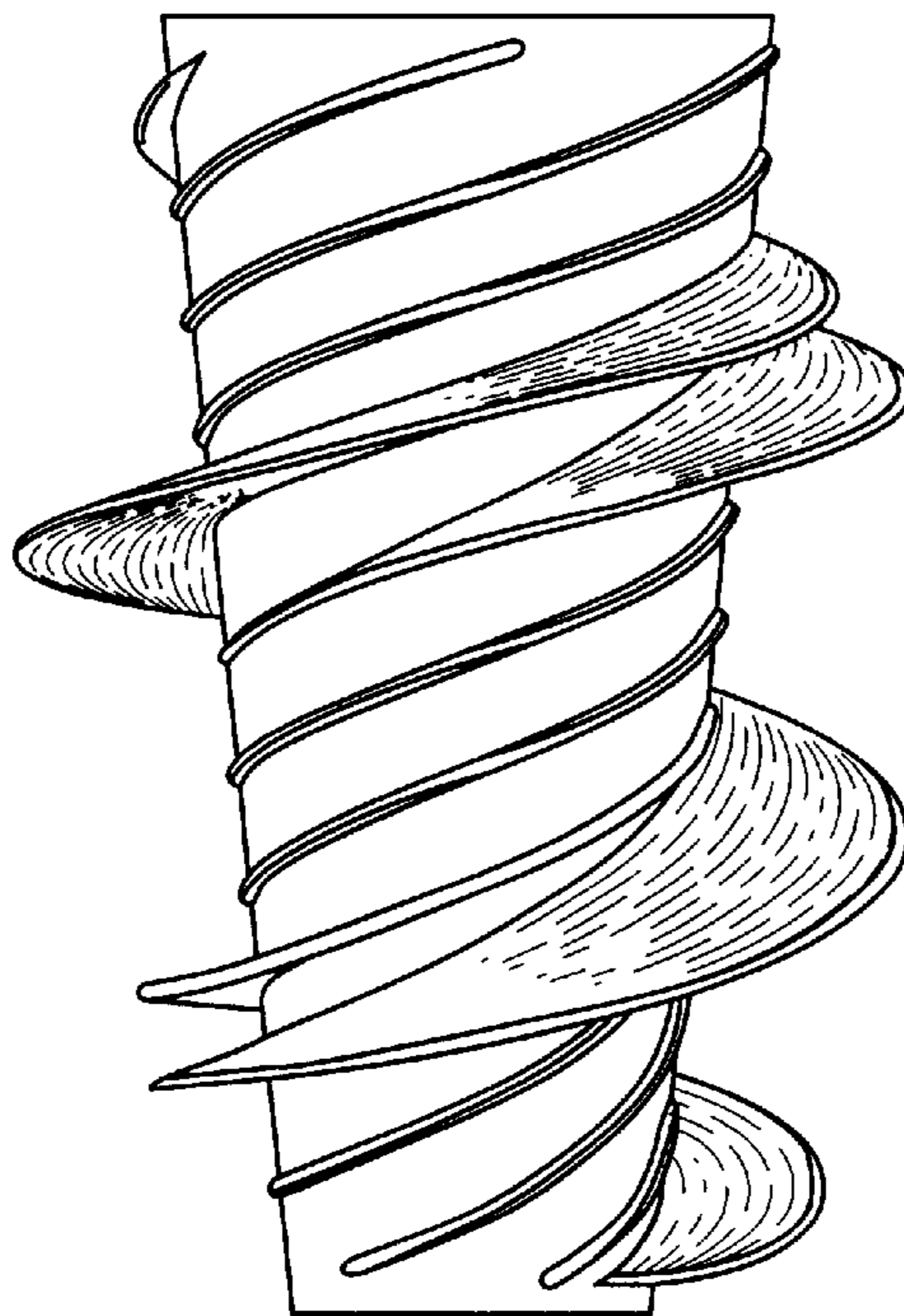


FIG. 5

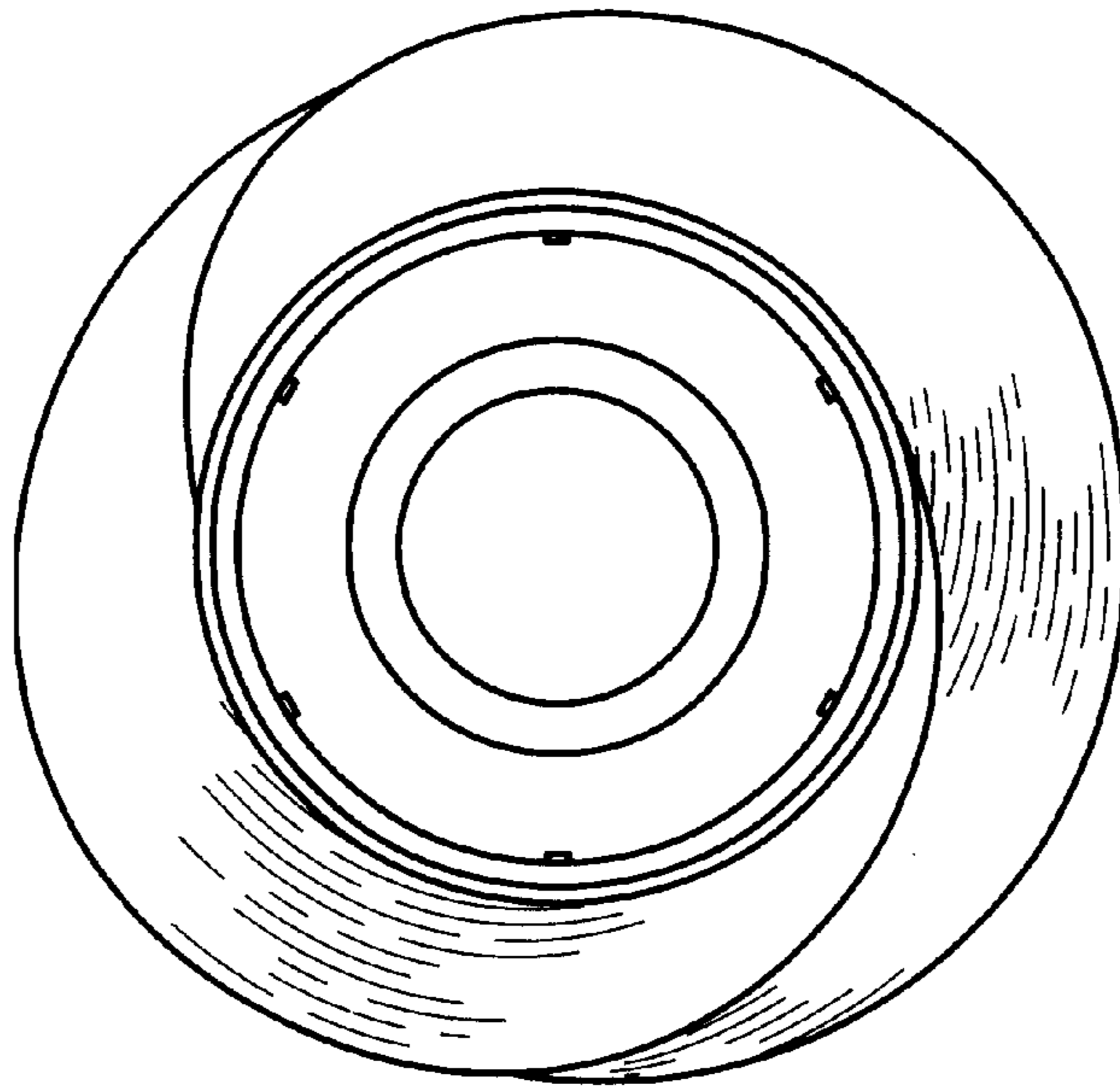


FIG. 6

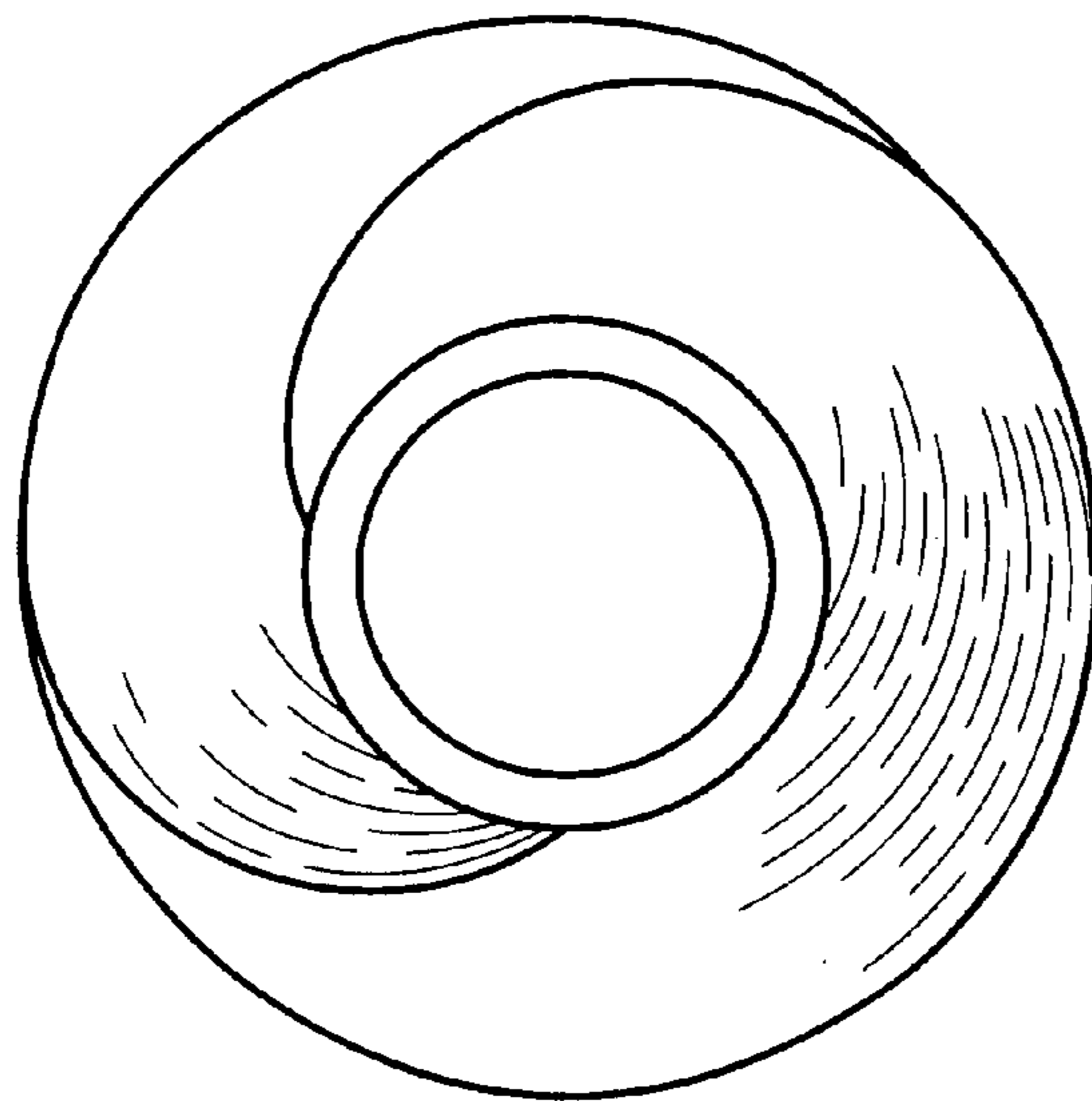


FIG. 7