



US00D474561S

(12) **United States Design Patent**
Glucksman et al.

(10) **Patent No.:** **US D474,561 S**

(45) **Date of Patent:** **** May 13, 2003**

(54) **HAIR COLORING DEVICE**

D401,382 S * 11/1998 Seifert D28/13
D442,331 S * 5/2001 Pannozzo et al. D28/7

(75) Inventors: **Dov Z. Glucksman**, Wenham, MA
(US); **Laura J. Nickerson**, Andover,
MA (US)

* cited by examiner

Primary Examiner—Lucy Lieberman
(74) *Attorney, Agent, or Firm*—George A. Herbster

(73) Assignee: **Appliance Development Corporation**,
Danvers, MA (US)

(57) **CLAIM**

(**) Term: **14 Years**

The ornamental design for a hair coloring device, as shown.

(21) Appl. No.: **29/167,901**

DESCRIPTION

(22) Filed: **Sep. 23, 2002**

FIG. 1 is a perspective view of a hair coloring device showing our new design;

(51) **LOC (7) Cl.** **28-03**

FIG. 2 is a top plan view of the hair coloring device shown in FIG. 1;

(52) **U.S. Cl.** **D28/7; D28/25; D28/30**

FIG. 3 is a bottom plan view of the hair coloring device shown in FIG. 1;

(58) **Field of Search** D28/21, 24, 25,
D28/30, 7, 20; 132/219, 112–116, 119.1,
150, 202, 208; D4/114, 100

FIG. 4 is a side elevational view of the hair coloring device taken from the front of FIG. 1;

(56) **References Cited**

U.S. PATENT DOCUMENTS

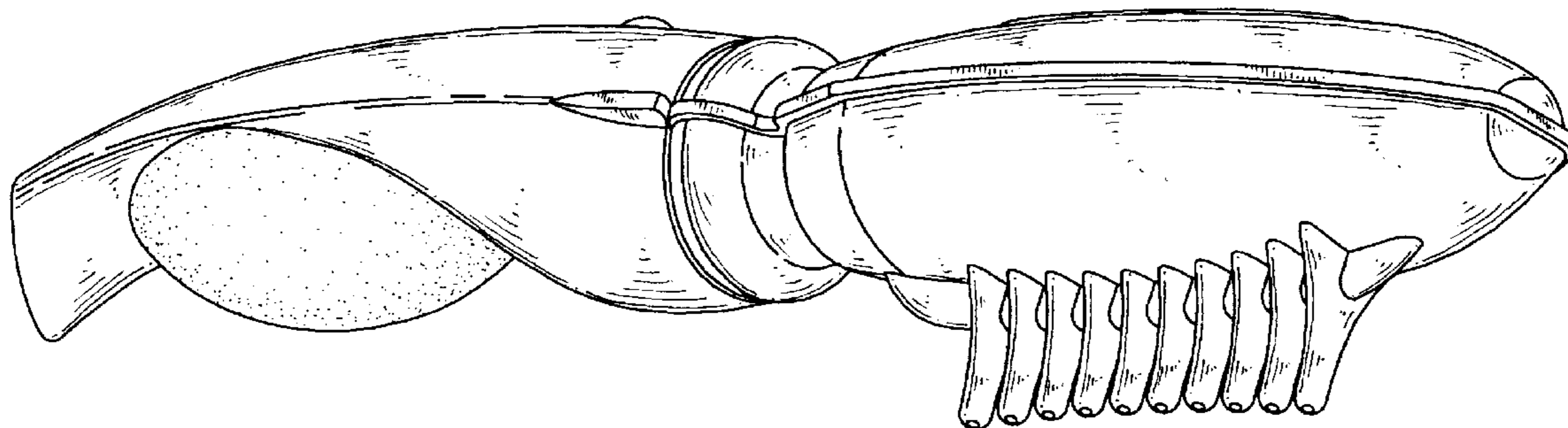
- 2,222,176 A * 11/1940 Hickey 132/116
- D231,144 S * 4/1974 Wolff D28/24
- 3,850,181 A * 11/1974 Baker 132/119.1
- D253,849 S * 1/1980 Schroeder D28/24
- 5,297,882 A * 3/1994 Kornides 401/184

FIG. 5 is a side elevational view of the hair coloring device taken from the rear of FIG. 1;

FIG. 6 is an end view of the hair coloring device taken from the right in FIG. 1; and,

FIG. 7 is an end view of the hair coloring device taken from the left in FIG. 1.

1 Claim, 4 Drawing Sheets



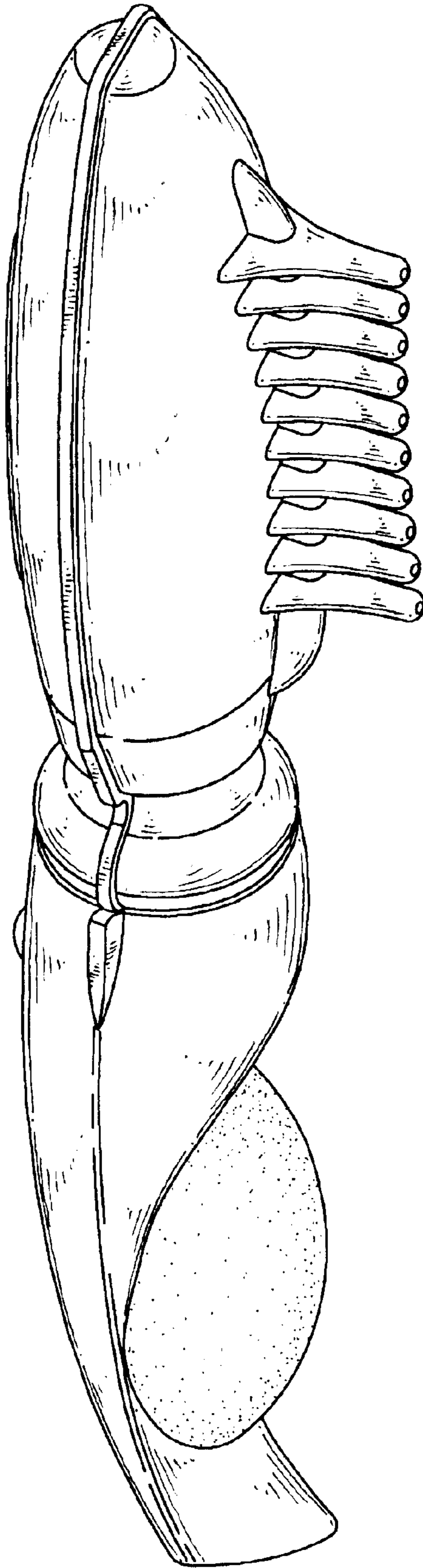


FIG. 1

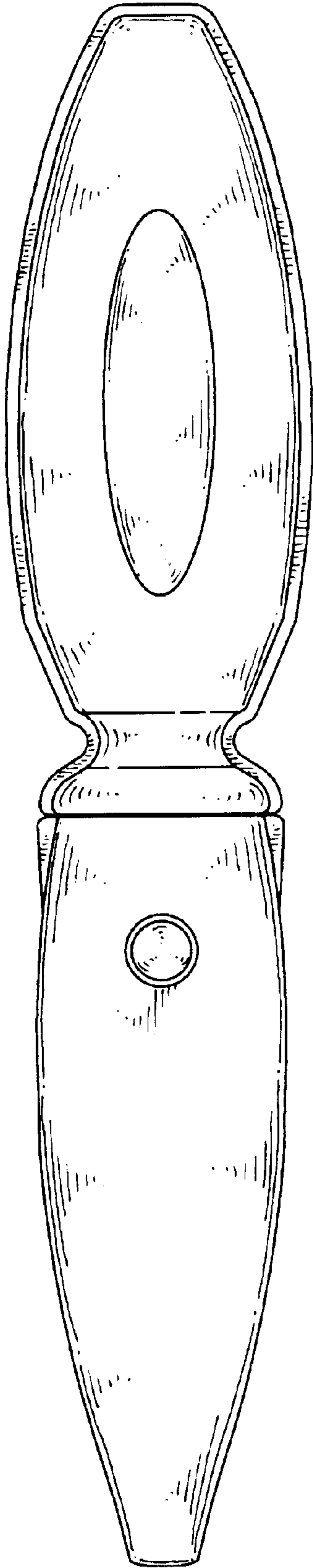


FIG. 2

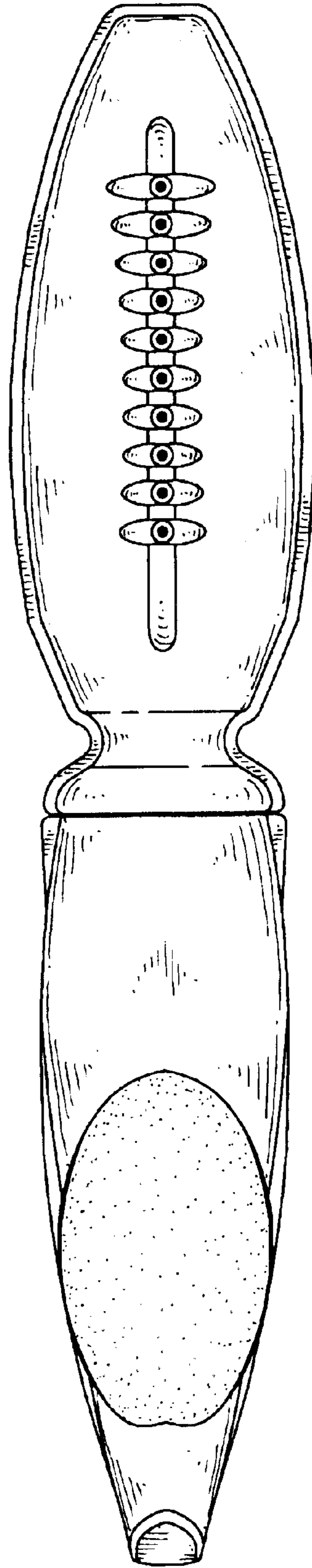


FIG. 3

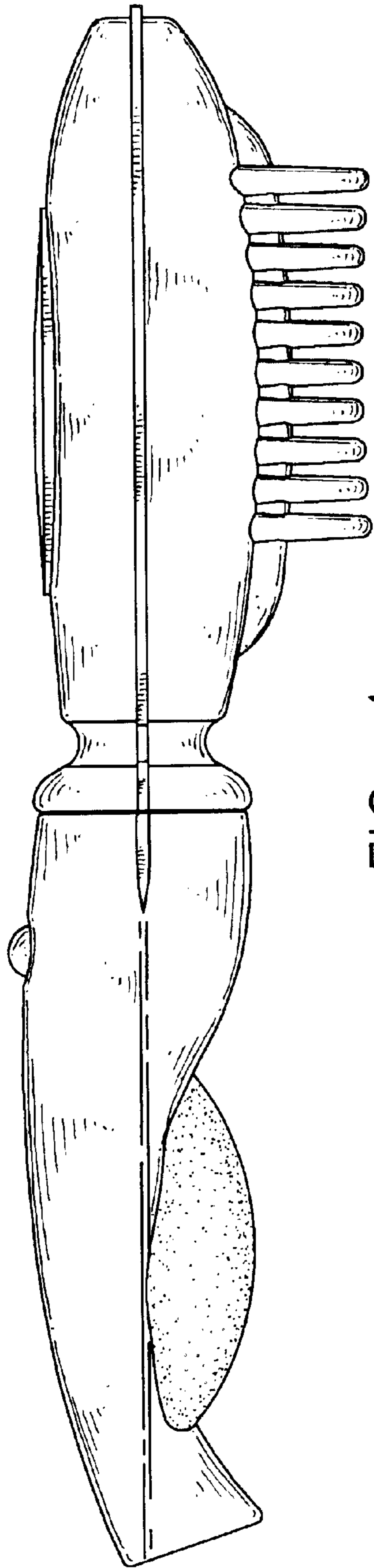


FIG. 4

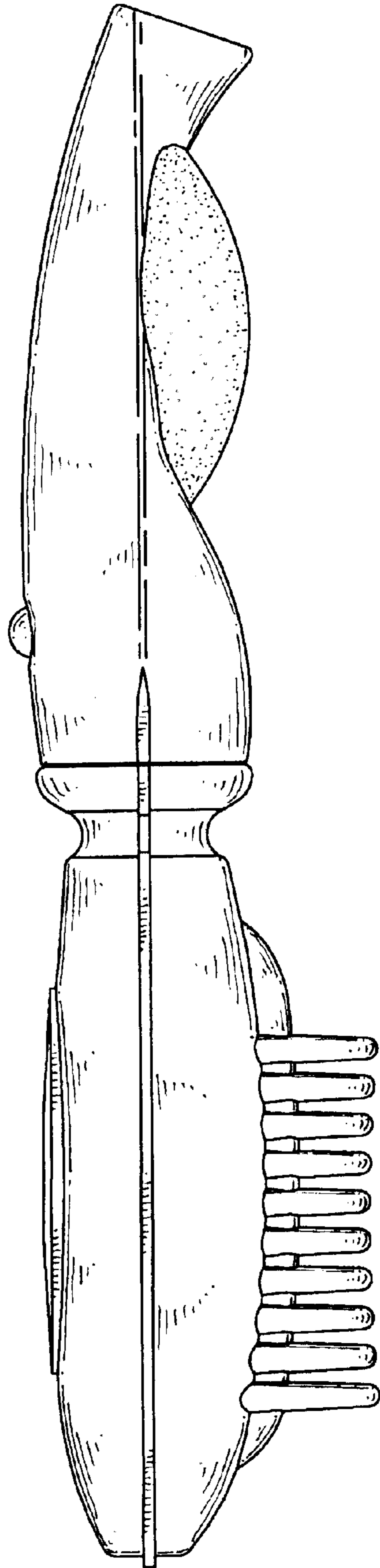


FIG. 5

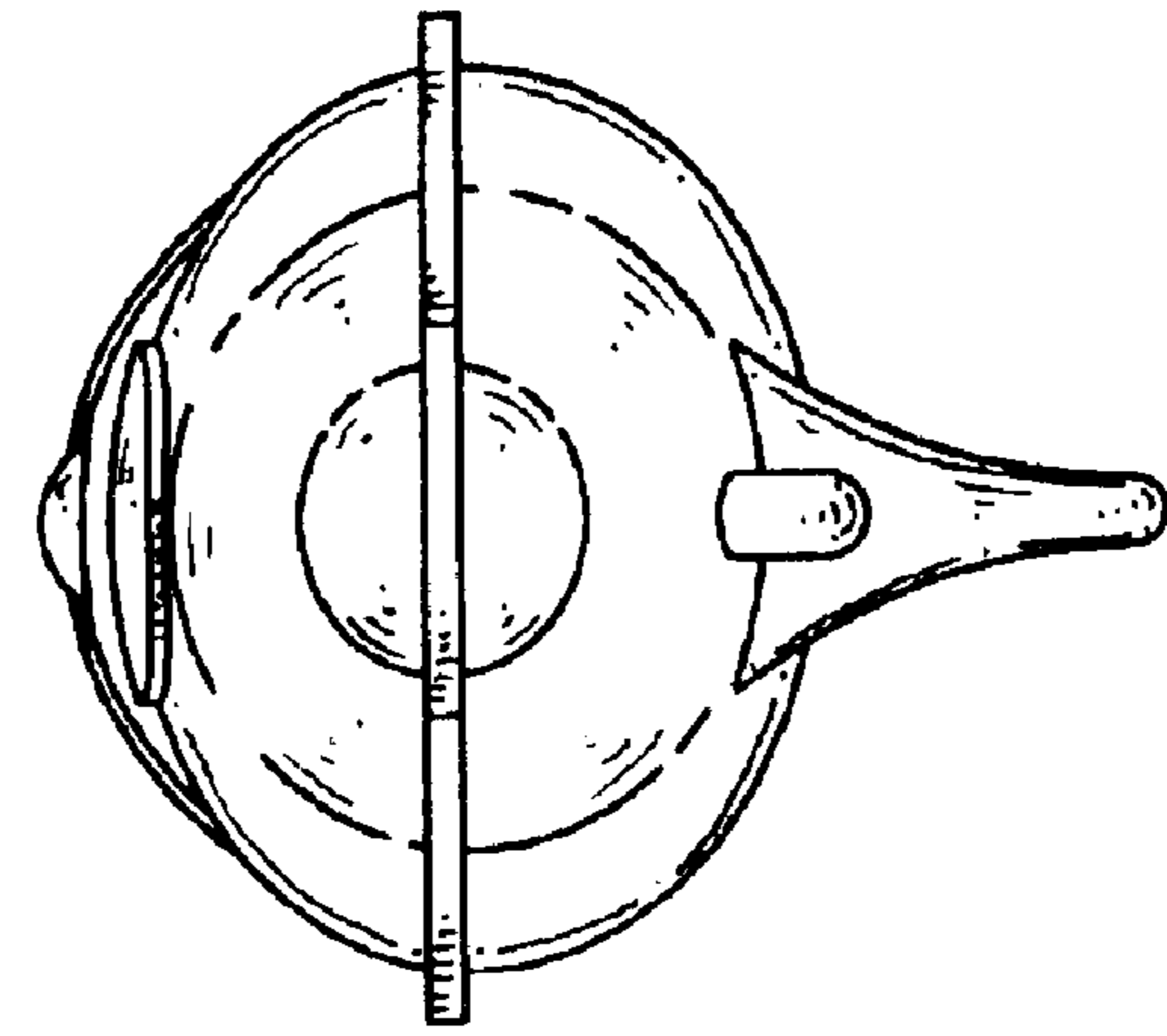


FIG. 6

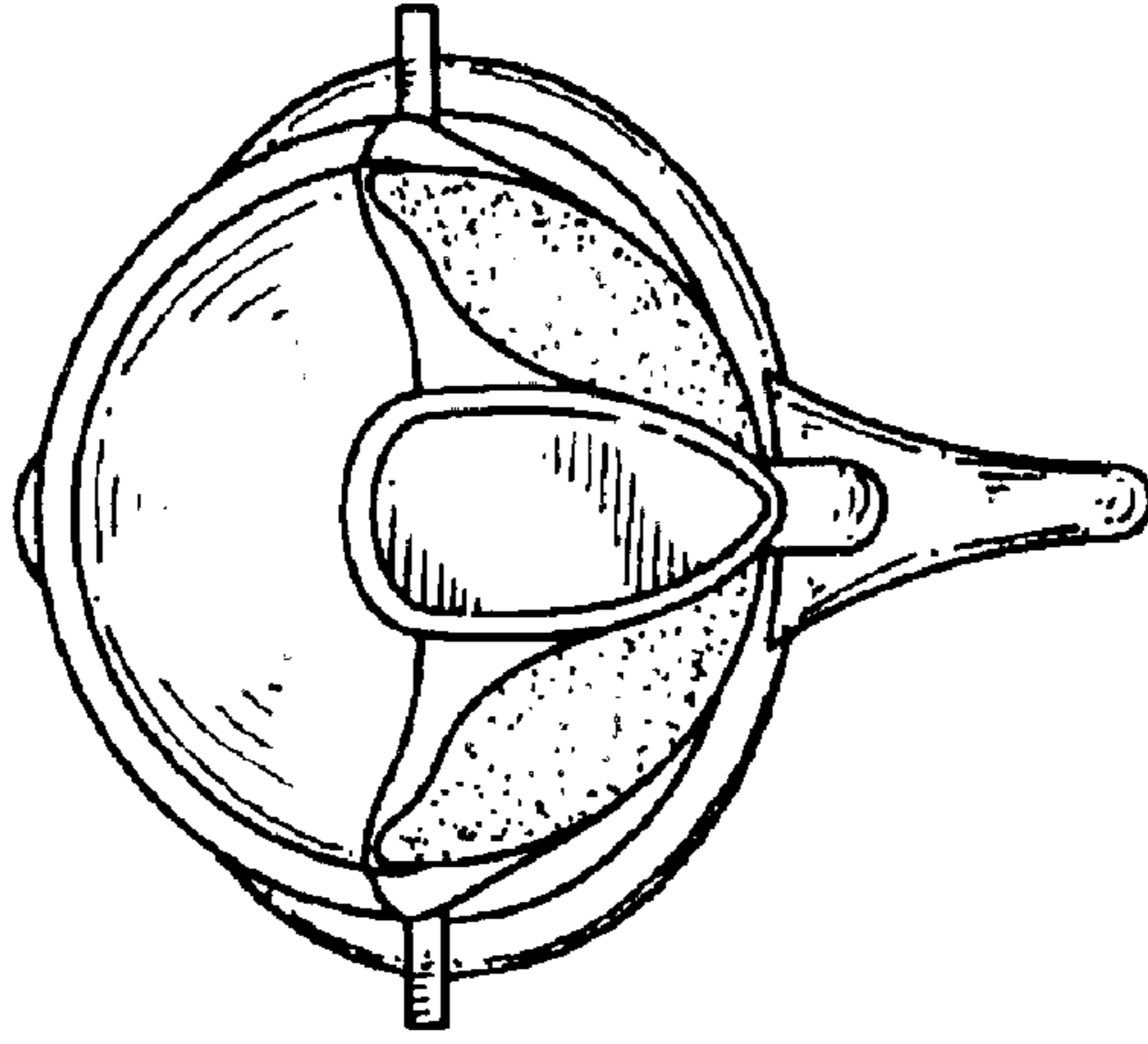


FIG. 7