



US00D474549S

(12)

United States Design Patent

Krieger

(10) Patent No.:

US D474,549 S

(45) Date of Patent:

** May 13, 2003

(54)

SUPPORT TRIM RAIL FOR PANEL WALL SYSTEM

(75)

Inventor: Kevin Krieger, New Philadelphia, OH (US)

(73)

Assignee: Commercial and Architectural Products, Inc., Dover, OH (US)

(**) Term:

14 Years

(21)

Appl. No.: 29/168,386

(22)

Filed: Oct. 1, 2002

4,866,899 A 9/1989 Houser 52/481.1

D407,832 S 4/1999 Dobija D25/136

D423,115 S 4/2000 Rothschild D25/121

D423,690 S 4/2000 Grosfillex D25/119

Primary Examiner—Doris Clark

(74)

Attorney, Agent, or Firm—Pearne & Gordon LLP

(57)

CLAIM

The ornamental design for a support trim rail for panel wall system, as shown and described.

Related U.S. Application Data

(62)

Division of application No. 29/141,862, filed on May 14, 2001, which is a continuation of application No. 09/723,103, filed on Nov. 27, 2000, now Pat. No. 6,427,408, which is a continuation of application No. 09/220,561, filed on Dec. 23, 1998, now Pat. No. 6,202,377.

(51)

LOC (7) Cl. 25-01

(52)

U.S. Cl. D25/136; D25/55; D25/121

(58)

Field of Search D25/136, 121, D25/55, 119, 60; 52/350, 481.1, 461

(56)

References Cited

U.S. PATENT DOCUMENTS

4,324,082 A 4/1982 Rutkowski et al. 52/481.1

FIG. 1 is a top, front and side perspective view of a support trim rail for a panel wall system showing my new design, the center portion of the figure is broken away for purposes of maintaining the proper scale;

FIG. 2 is a front elevational view thereof;

FIG. 3 is a top plan view thereof, the bottom plan view being identical;

FIG. 4 is a right side elevational view thereof, the left side elevational view being a mirror image; and,

FIG. 5 is a rear elevational view thereof.

DESCRIPTION

1 Claim, 3 Drawing Sheets

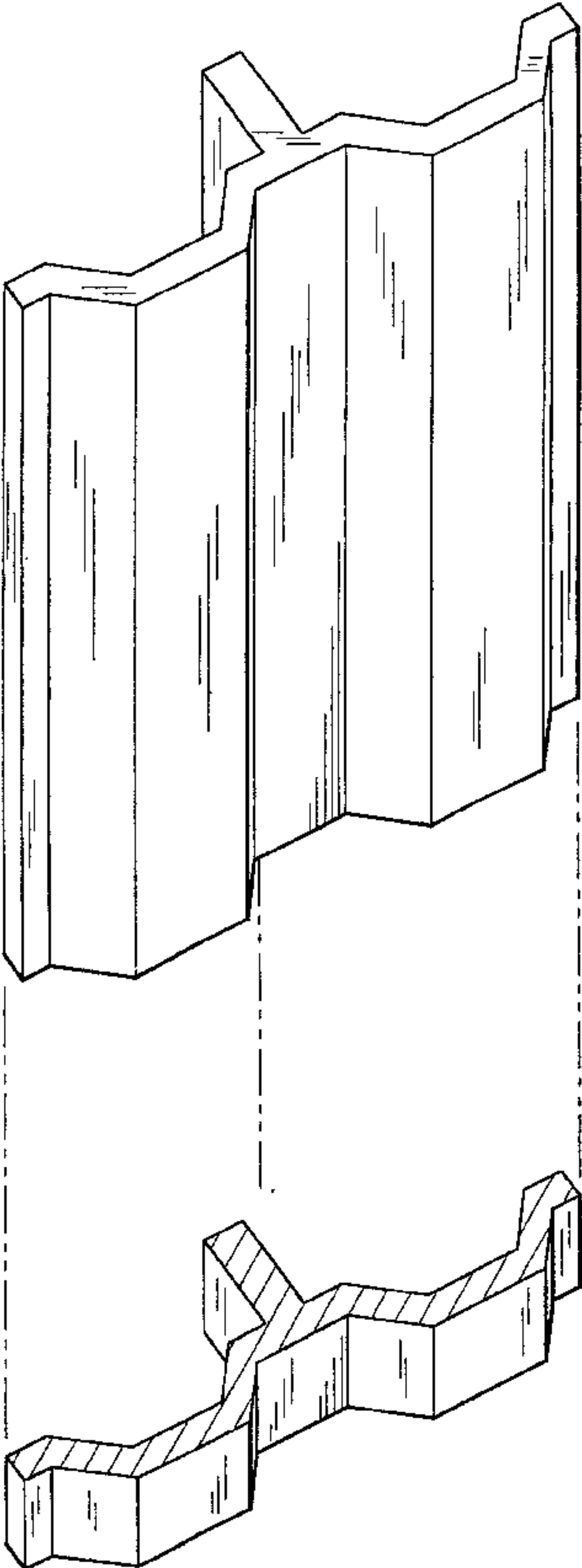
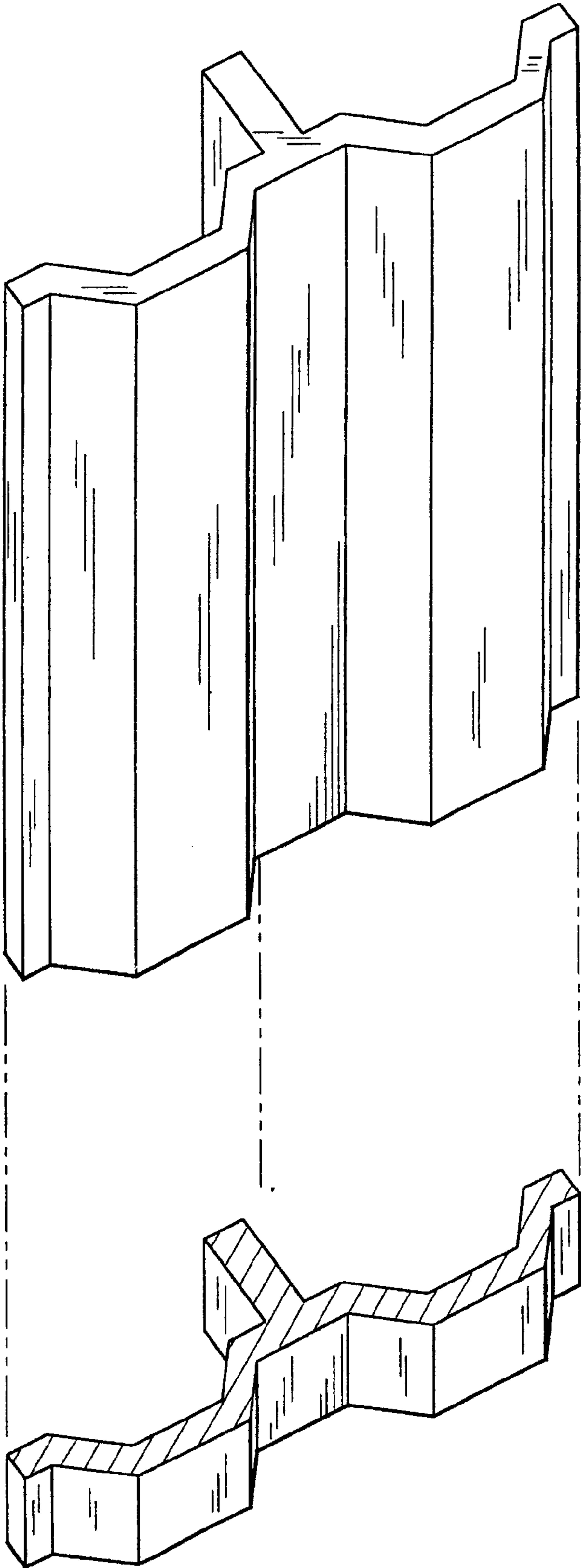


FIG. 1



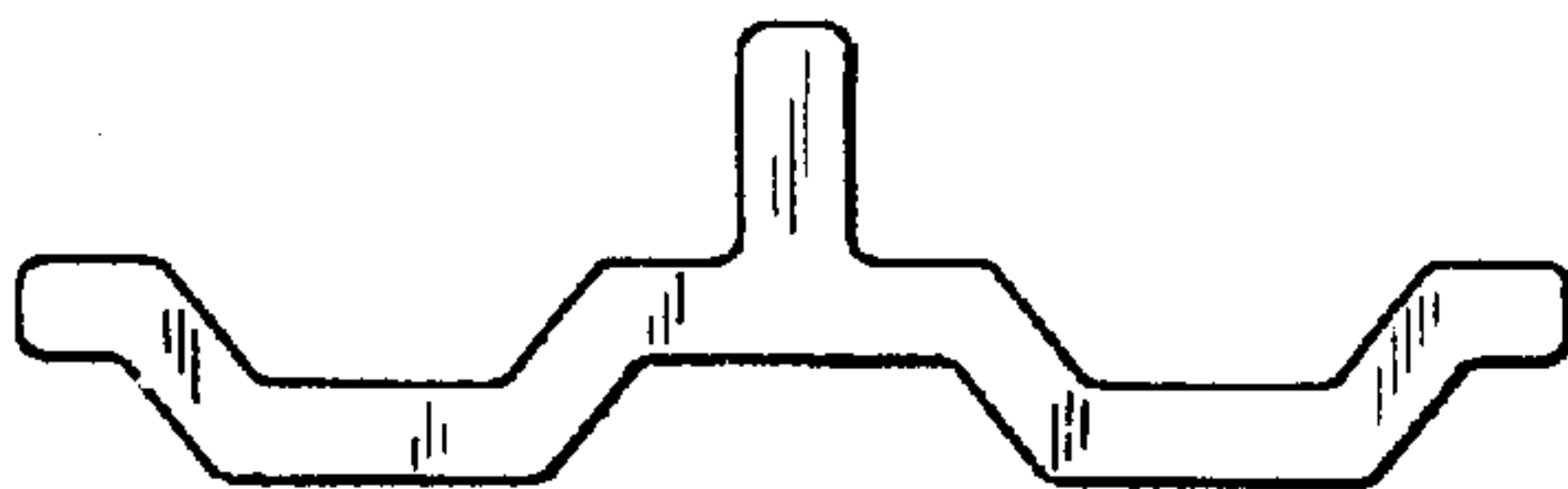


FIG. 3

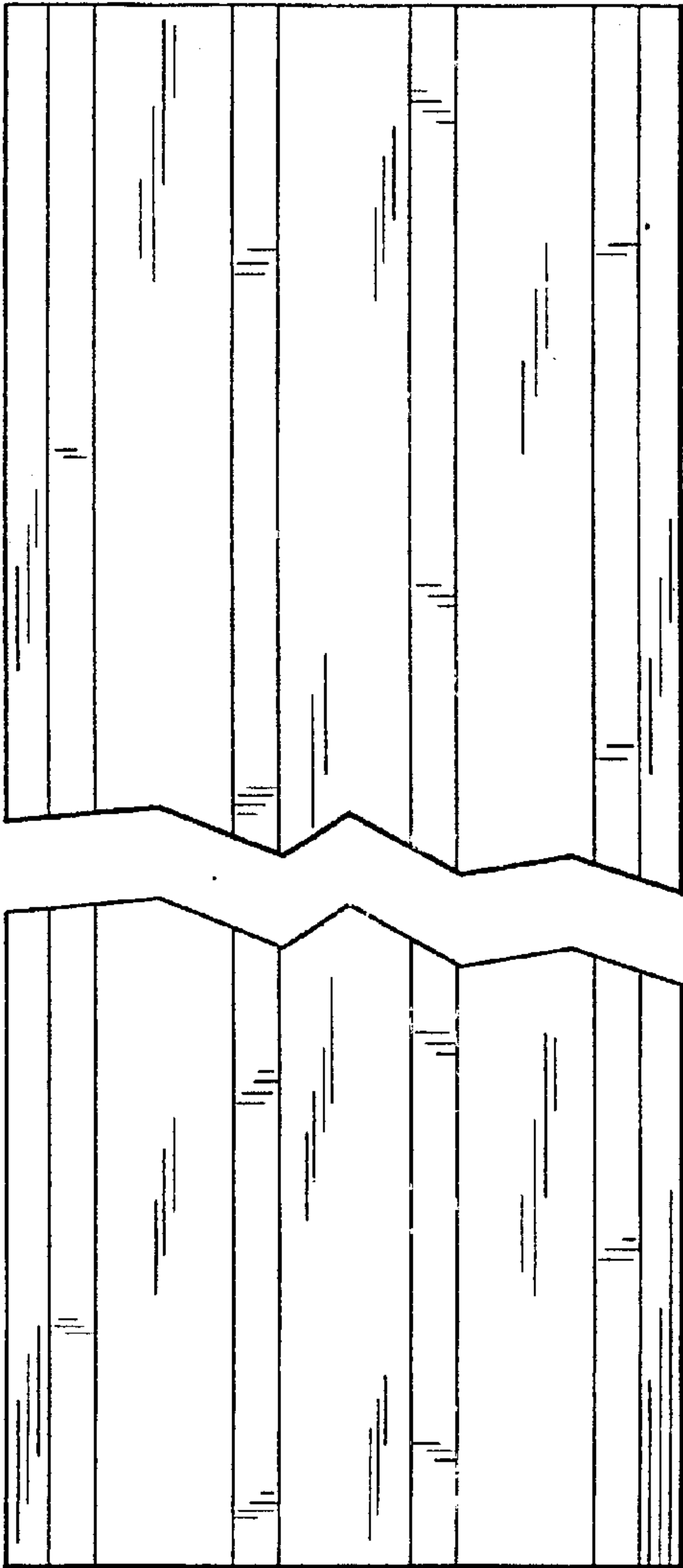


FIG. 2




FIG. 4

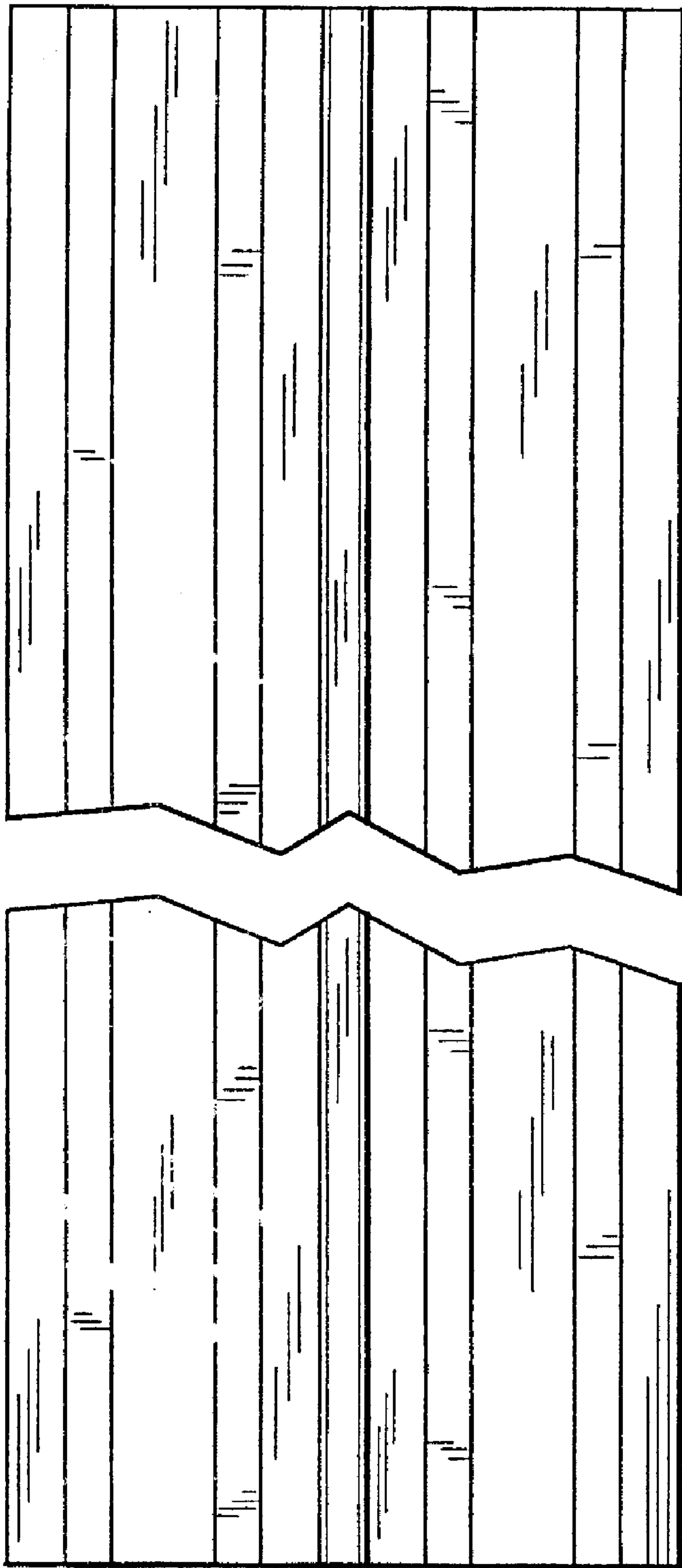


FIG. 5