



US00D474540S

(12) **United States Design Patent**
Mayer et al.

(10) **Patent No.:** **US D474,540 S**

(45) **Date of Patent:** **** May 13, 2003**

(54) **BITE STICK**

5,964,587 A * 10/1999 Sato 433/6

(75) Inventors: **Stanley E Mayer**, Middletown, NY
(US); **Chulho Pak**, Clifton, NJ (US)

* cited by examiner

(73) Assignee: **Coltene/Whaledent Inc.**, Mahwah, NJ
(US)

Primary Examiner—Ian Simmons

(74) *Attorney, Agent, or Firm*—Katten Muchin Zavis
Rosenman

(**) Term: **14 Years**

(57) **CLAIM**

The ornamental design for a bite stick, as shown and described.

(21) Appl. No.: **29/159,856**

(22) Filed: **Apr. 29, 2002**

DESCRIPTION

(51) **LOC (7) Cl.** **24-02**

FIG. 1 is a perspective view of a bite stick showing my new design;

(52) **U.S. Cl.** **D24/152; D24/133**

FIG. 2 is a bottom elevation view thereof;

(58) **Field of Search** D24/133, 141,

FIG. 3 is a top elevation view thereof;

D24/147, 152, 180, 181, 194; 433/5, 141,
24, 6, 71, 39, 7, 18, 19; D4/104, 105

FIG. 4 is a left edge view thereof;

FIG. 5 is a right edge view thereof;

(56) **References Cited**

U.S. PATENT DOCUMENTS

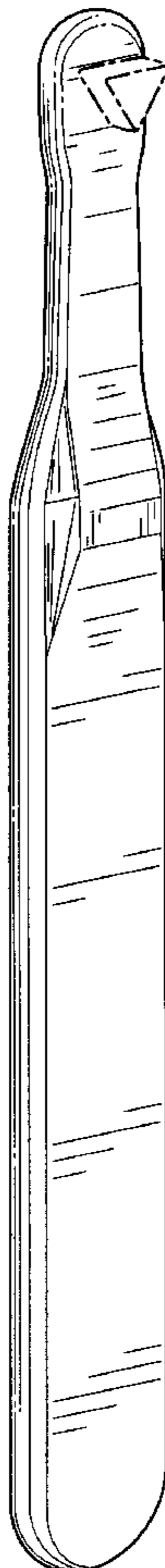
- D245,512 S * 8/1977 Kohl D24/194
- D251,038 S * 2/1979 Hill et al. D4/104
- 5,059,120 A * 10/1991 Lee 433/71
- D412,207 S * 7/1999 Hertz D24/133

FIG. 6 is a front edge view thereof; and,

FIG. 7 is a rear edge view thereof.

The broken line showing in the FIGS. 1 through 5 are for illustrative purposes only and forms no part of the claimed design.

1 Claim, 4 Drawing Sheets






FIG. 1

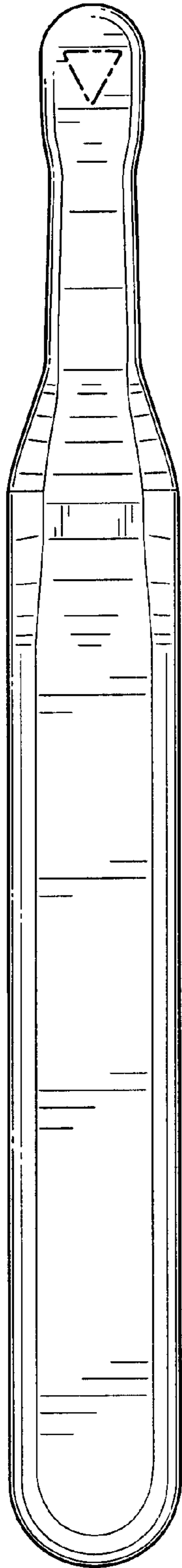


FIG. 2

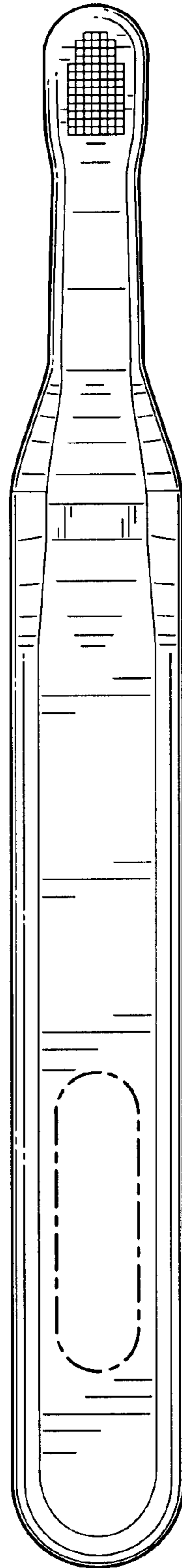


FIG. 3

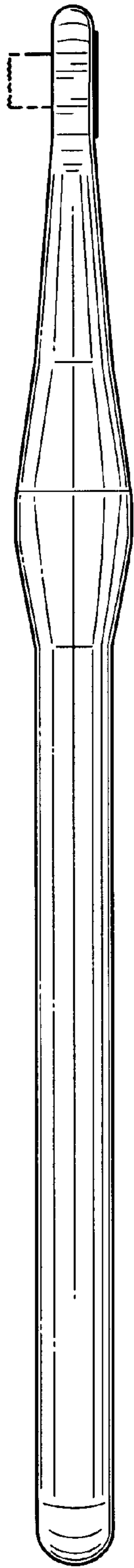


FIG. 4

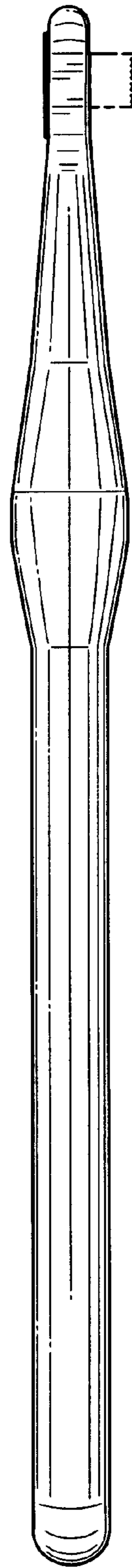


FIG. 5

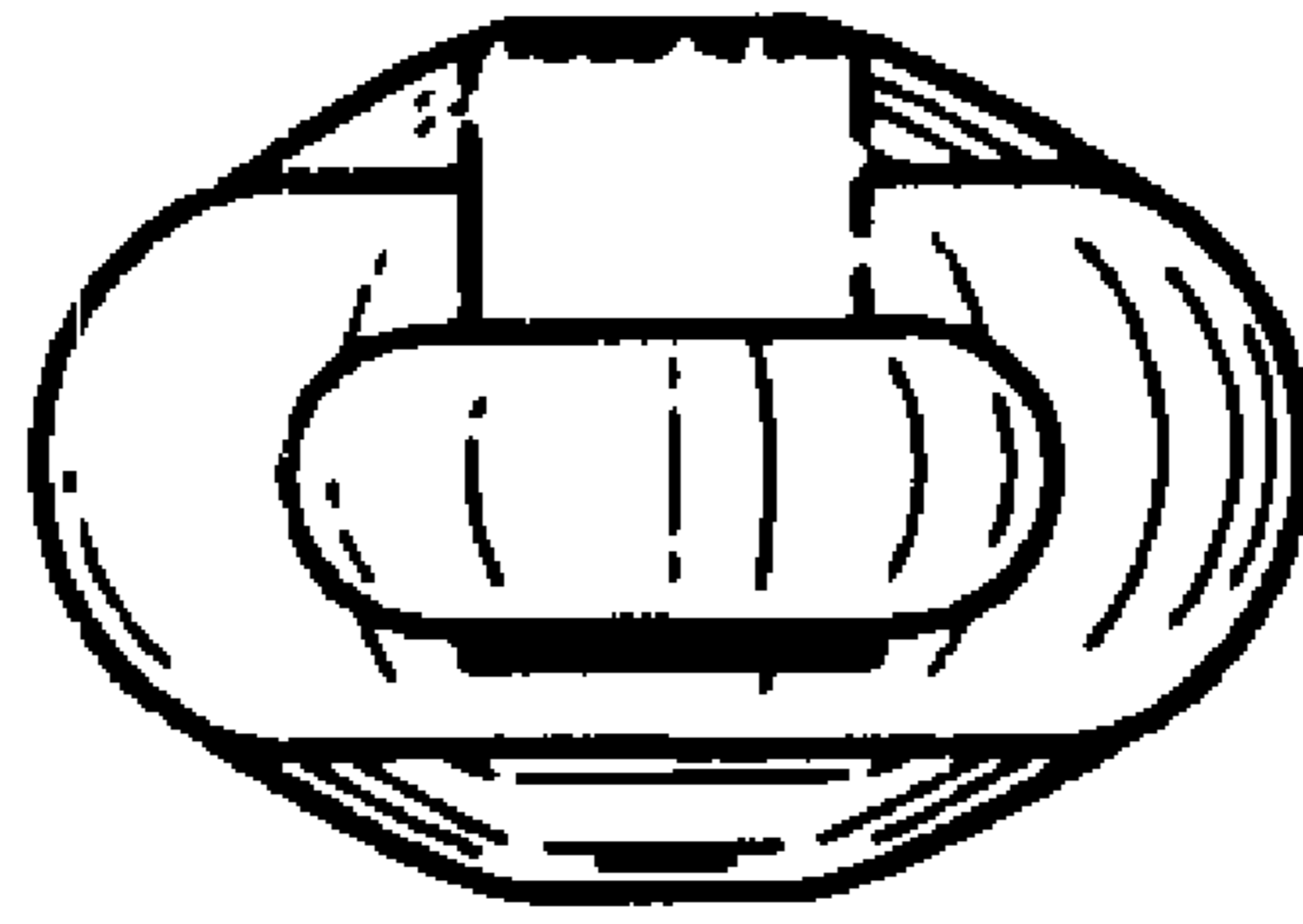


FIG. 6

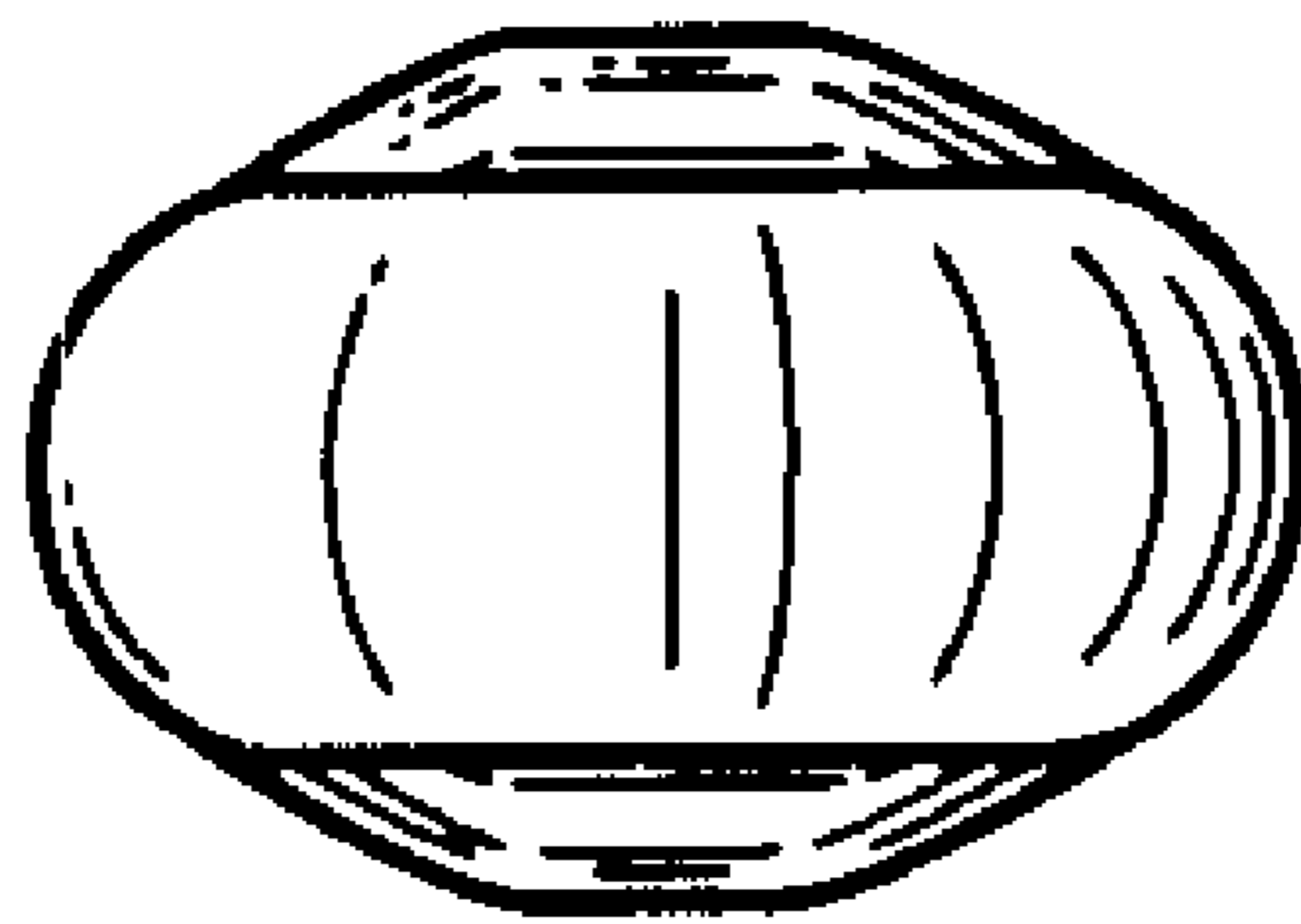


FIG. 7