



US00D474521S

(12) **United States Design Patent**  
**Knight**

(10) **Patent No.:** **US D474,521 S**

(45) **Date of Patent:** **\*\* May 13, 2003**

(54) **MULTIPURPOSE GOLF TOOL**

(76) **Inventor:** **Timothy R. Knight**, 4640 Pioneers  
Greens Ct., Lincoln, NE (US) 68526

(\*\*) **Term:** **14 Years**

(21) **Appl. No.:** **29/164,857**

(22) **Filed:** **Jul. 31, 2002**

(51) **LOC (7) Cl.** ..... **21-02**

(52) **U.S. Cl.** ..... **D21/793**

(58) **Field of Search** ..... D21/789, 793;  
473/286, 408

(56) **References Cited**

**U.S. PATENT DOCUMENTS**

D311,567 S	*	10/1990	Tyrer	.....	D21/793
5,401,019 A	*	3/1995	Wissman et al.	.....	473/286
D427,268 S	*	6/2000	Berg	.....	D21/793
D456,869 S	*	5/2002	Carroll	.....	D21/793

\* cited by examiner

*Primary Examiner*—Mitchell Siegel  
(74) *Attorney, Agent, or Firm*—Thomte, Mazour &  
Niebergall; Shane M. Niebergall

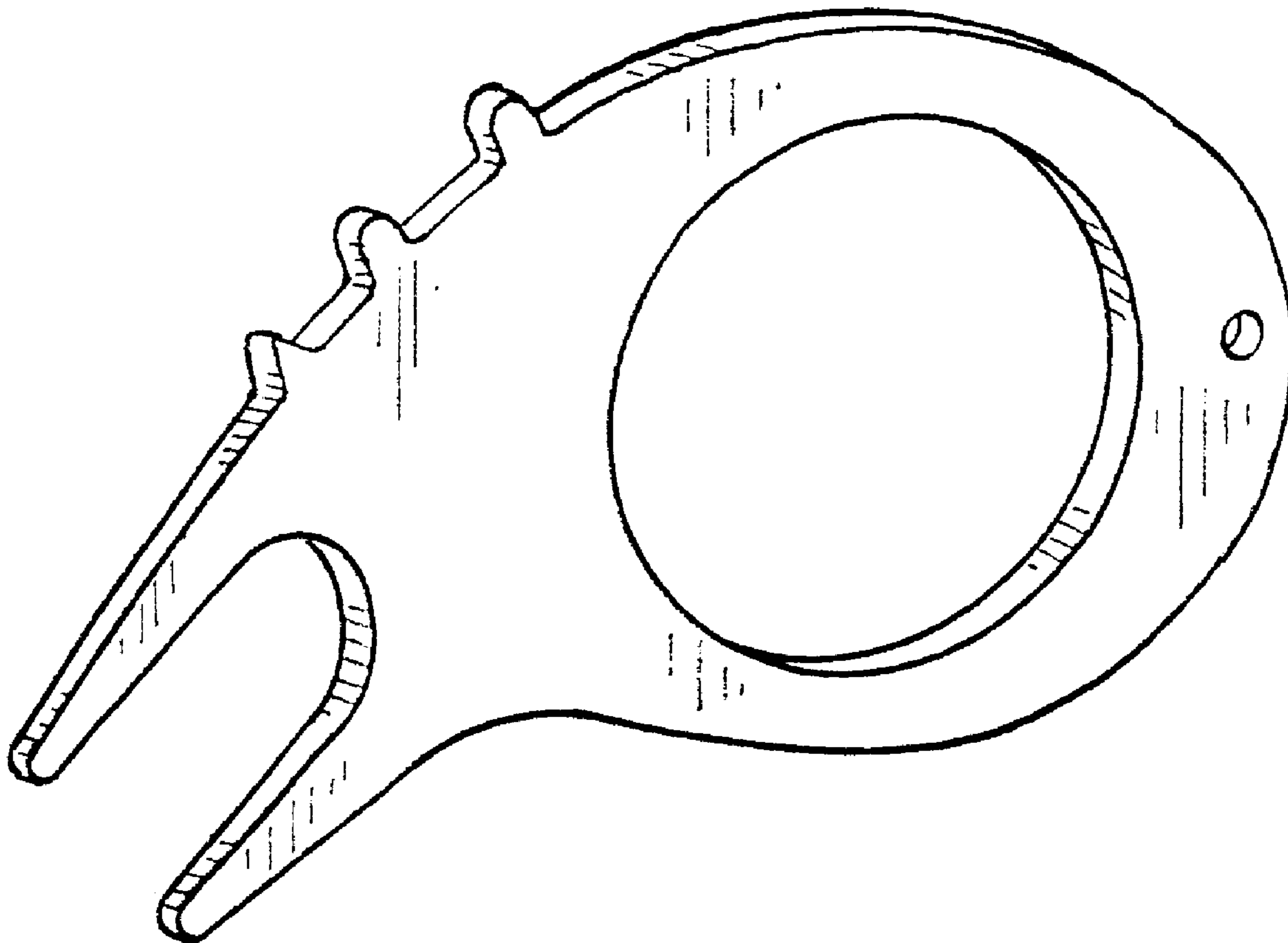
(57) **CLAIM**

The ornamental design for a multipurpose golf tool, as shown and described.

**DESCRIPTION**

FIG. 1 is a perspective view of the multipurpose golf tool showing the new design of the present invention;  
FIG. 2 is a top plan view thereof;  
FIG. 3 is a left end view thereof;  
FIG. 4 is a front elevational view thereof;  
FIG. 5 is a right end view thereof; and,  
FIG. 6 is a bottom plan view thereof.

**1 Claim, 1 Drawing Sheet**



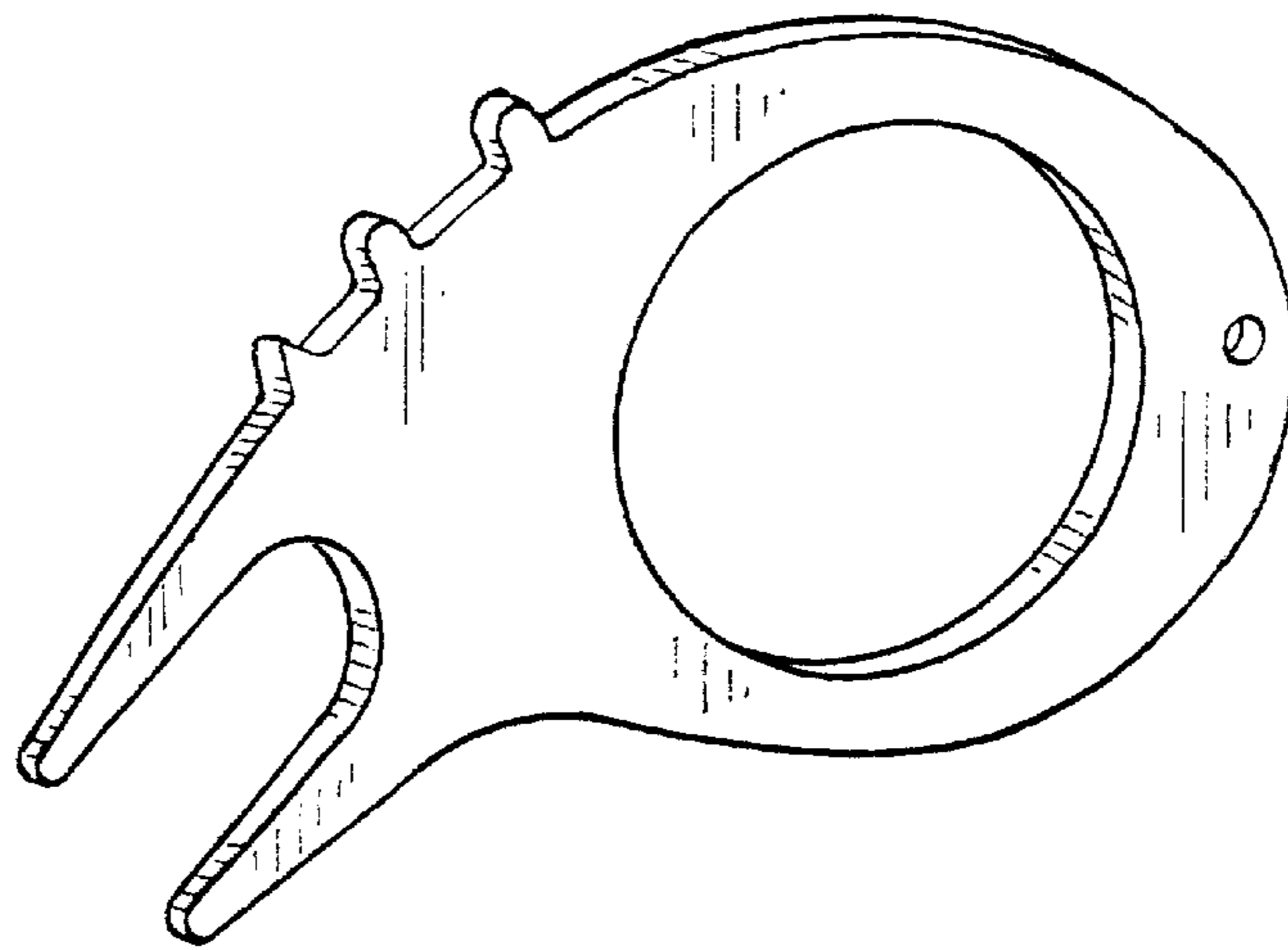


FIG. 1



FIG. 2



FIG. 3

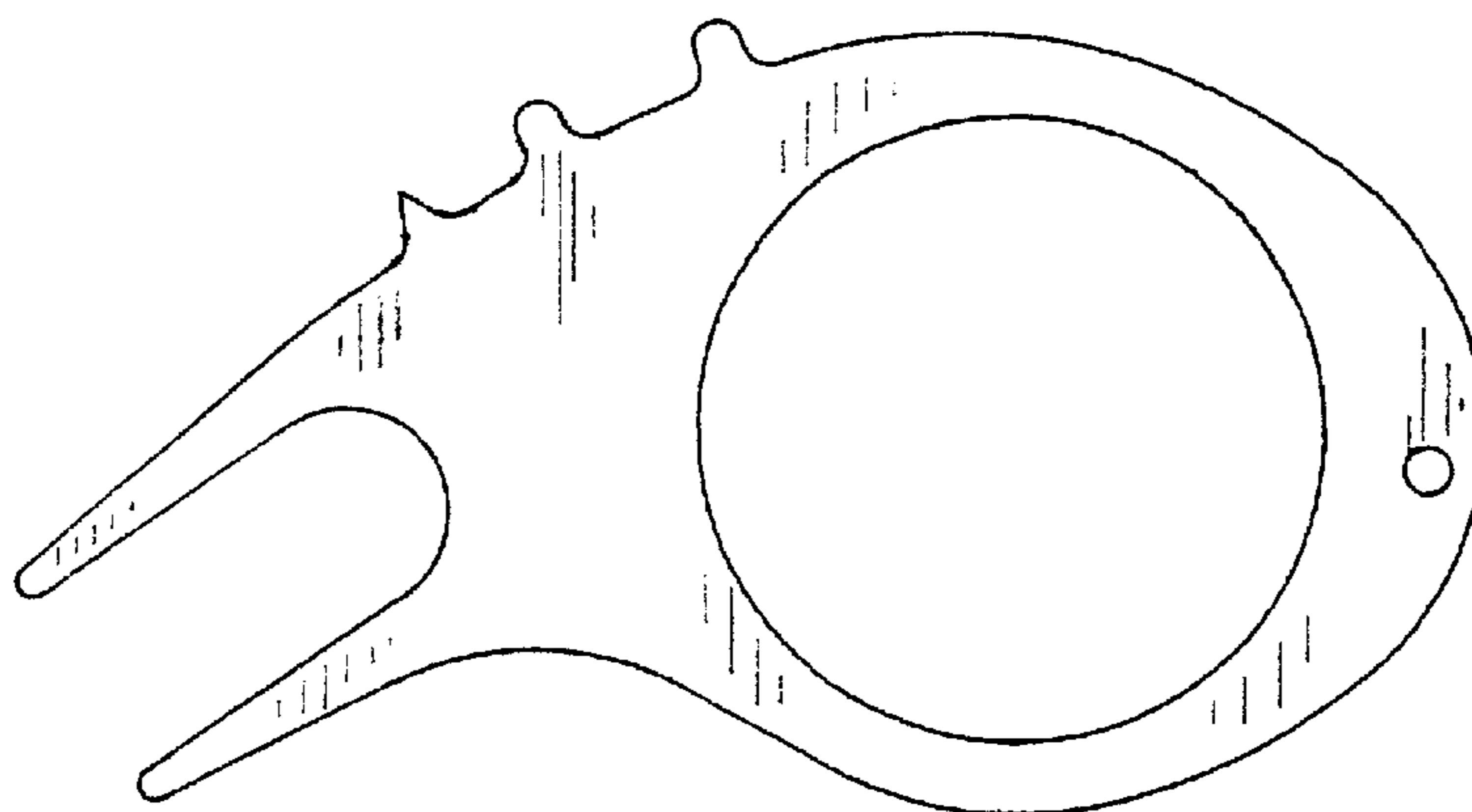


FIG. 4



FIG. 5




FIG. 6