



US00D474520S

(12) **United States Design Patent**
Mills

(10) **Patent No.:** **US D474,520 S**

(45) **Date of Patent:** **** May 13, 2003**

(54) **GOLF PUTTER HEAD**

(75) Inventor: **David F. Mills**, Tuscaloosa, AL (US)

(73) Assignee: **Mizuno Corporation**, Osaka (JP)

(**) Term: **14 Years**

(21) Appl. No.: **29/155,659**

(22) Filed: **Feb. 14, 2002**

(51) **LOC (7) Cl.** **21-02**

(52) **U.S. Cl.** **D21/744**

(58) **Field of Search** D21/736-746;
473/324, 327, 328, 340, 341, 251-256

(56) **References Cited**

U.S. PATENT DOCUMENTS

D212,890 S	*	12/1968	Rose	D21/739
D303,276 S	*	9/1989	Oakleaf	D21/739
D326,303 S	*	5/1992	Cameron	D21/743
D380,245 S	*	6/1997	Meyer	D21/743
D396,258 S	*	7/1998	Sheets	D21/742
D404,451 S	*	1/1999	Sheets	D21/746
D445,860 S		7/2001	Mills		
D445,861 S		7/2001	Mills		
D445,865 S		7/2001	Mills		
D445,866 S		7/2001	Mills		
D447,197 S		8/2001	Mills		

* cited by examiner

Primary Examiner—Mitchell Siegel

(74) *Attorney, Agent, or Firm*—Troutman Sanders LLP;
Gerald R. Boss, Esq.

(57) **CLAIM**

The ornamental design for a golf putter head, as shown and described.

DESCRIPTION

FIG. 1 is a perspective view showing the rear, top and toe end of my new design for a golf putter head;

FIG. 2 is a heel end elevation of the putter head of FIG. 1;

FIG. 3 is a toe end elevation of the putter head of FIG. 1;

FIG. 4 is a rear elevation of the putter head of FIG. 1;

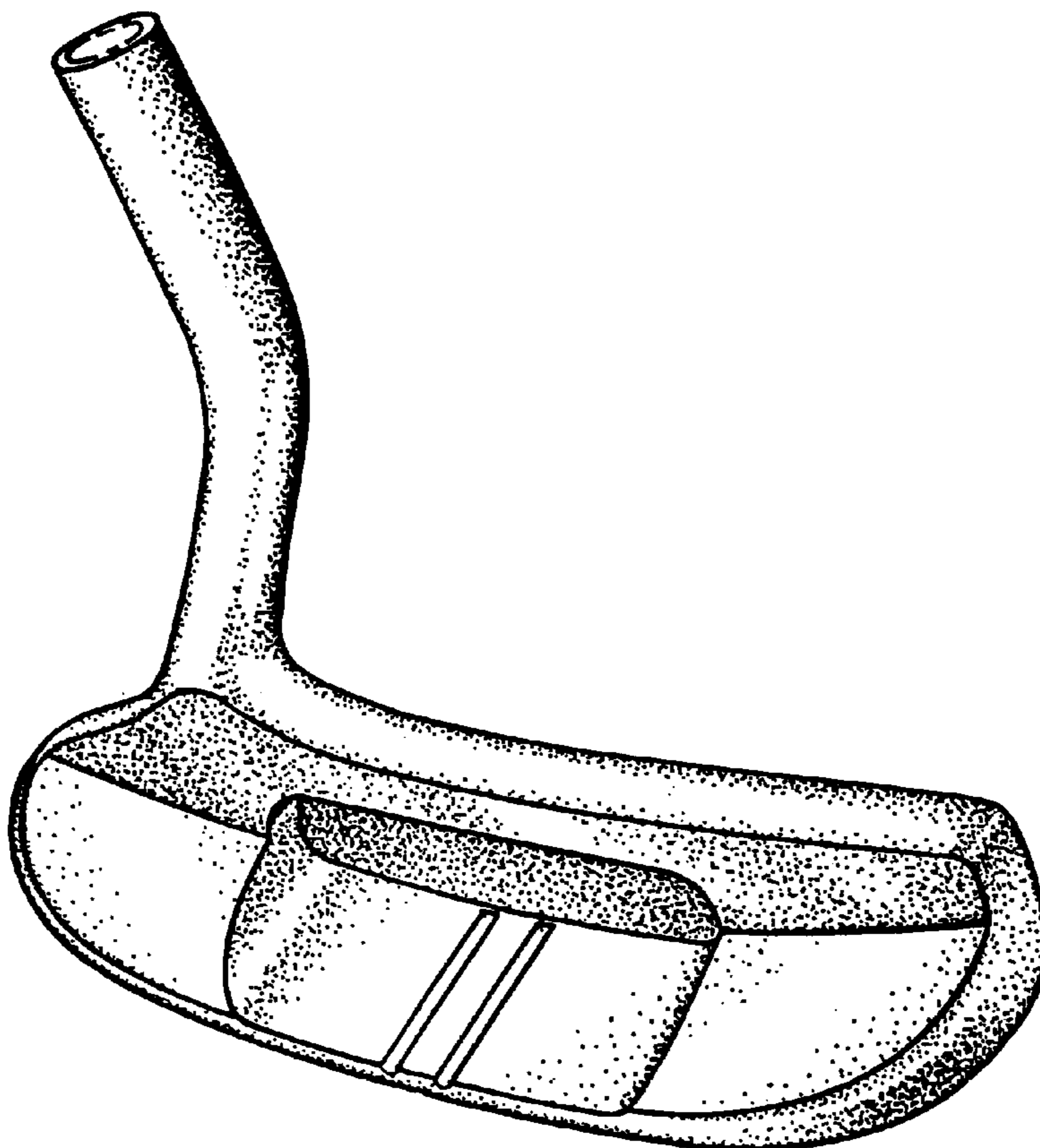
FIG. 5 is a top plan view of the putter head of FIG. 1 with the bore in the hosel shown in phantom lines, which forms no part of the claimed design;

FIG. 6 is a cross-sectional view taken along lines 6—6 in FIG. 4;

FIG. 7 is a front elevational view of the putter head of FIG. 1 with the face or ball striking surface shown in phantom lines, which form no part of the claimed design; and,

FIG. 8 is a bottom or sole plan view of the putter head of FIG. 1.

1 Claim, 3 Drawing Sheets



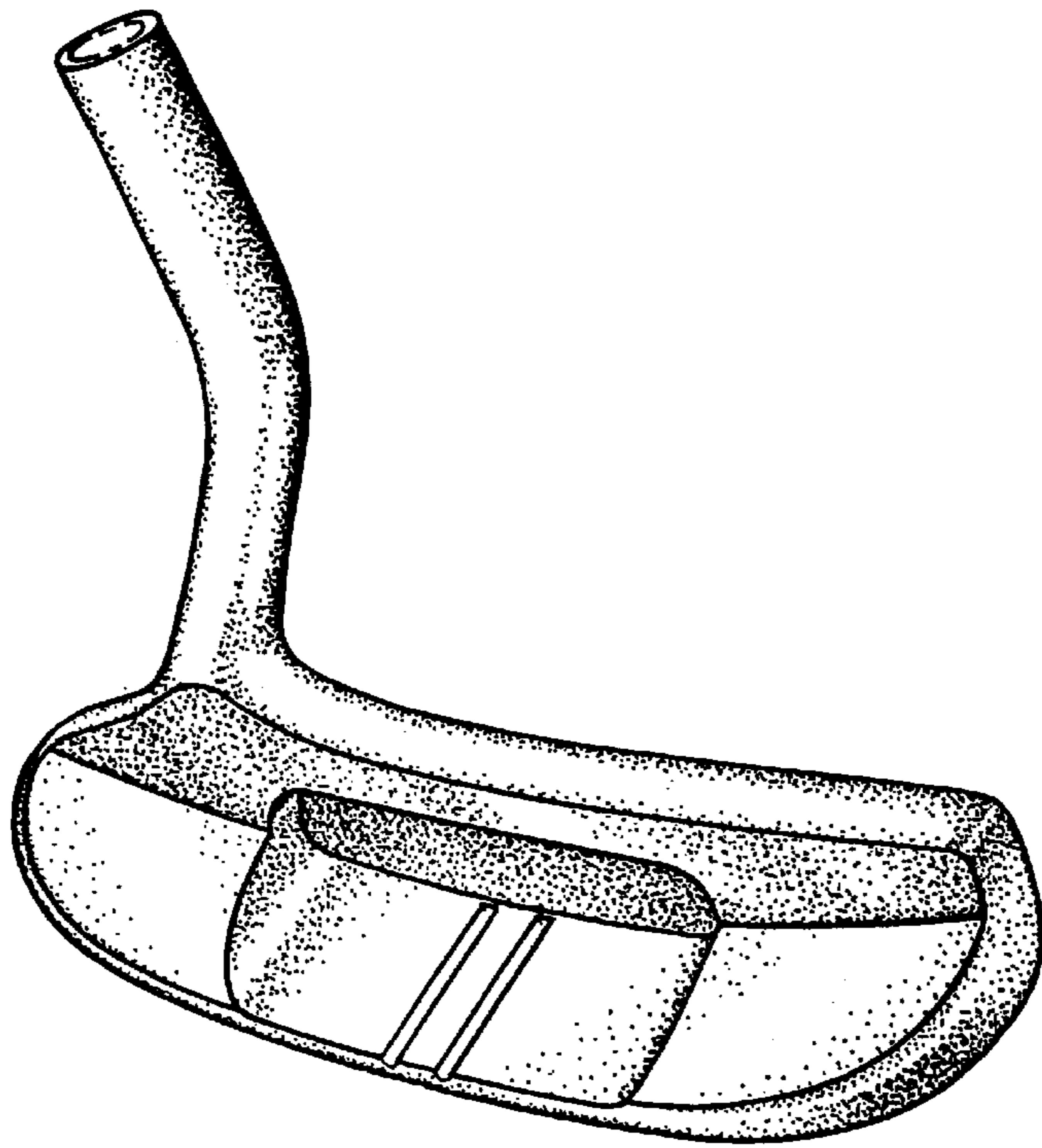


FIG 1




FIG 2




FIG 3

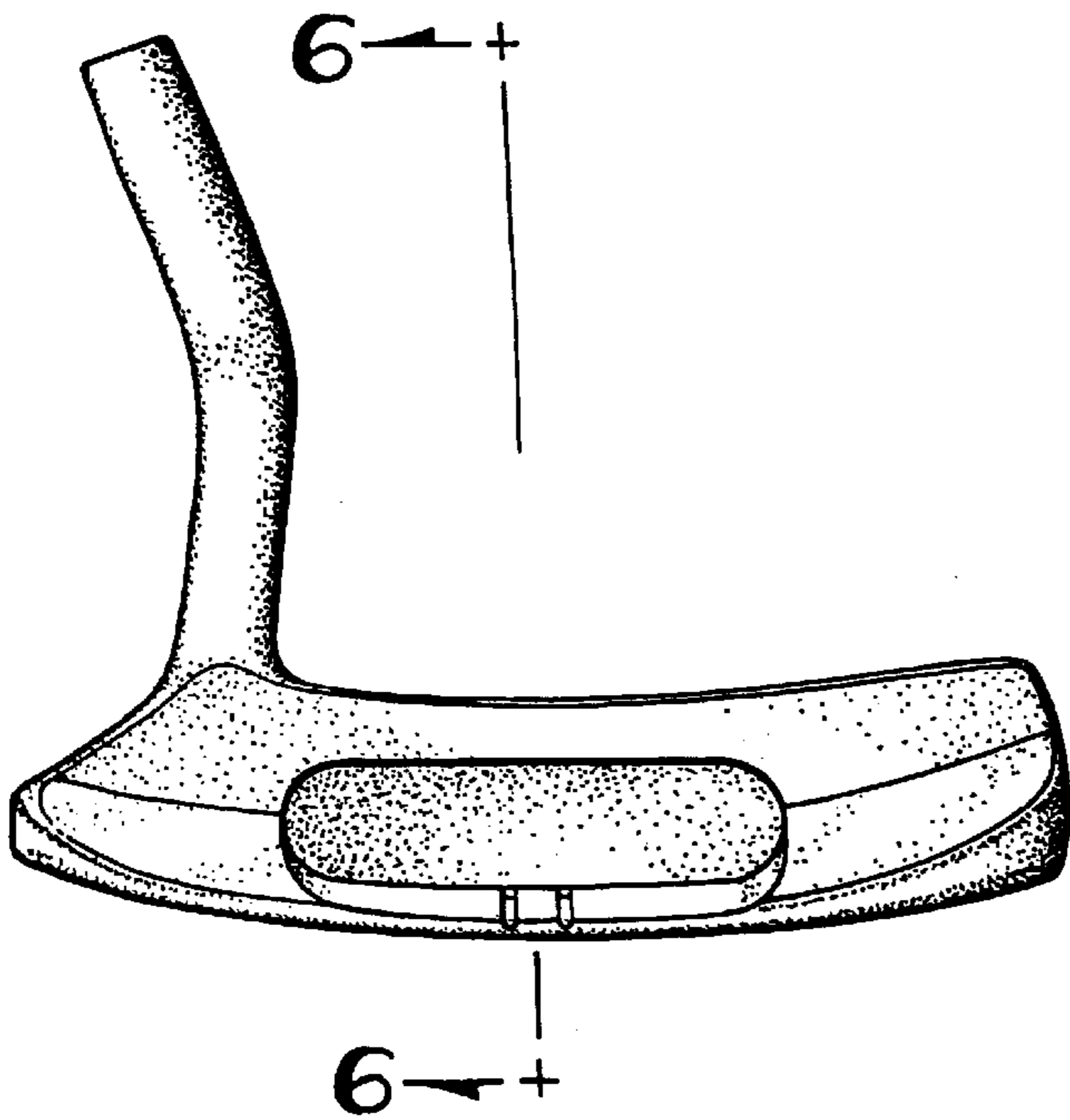


FIG 4

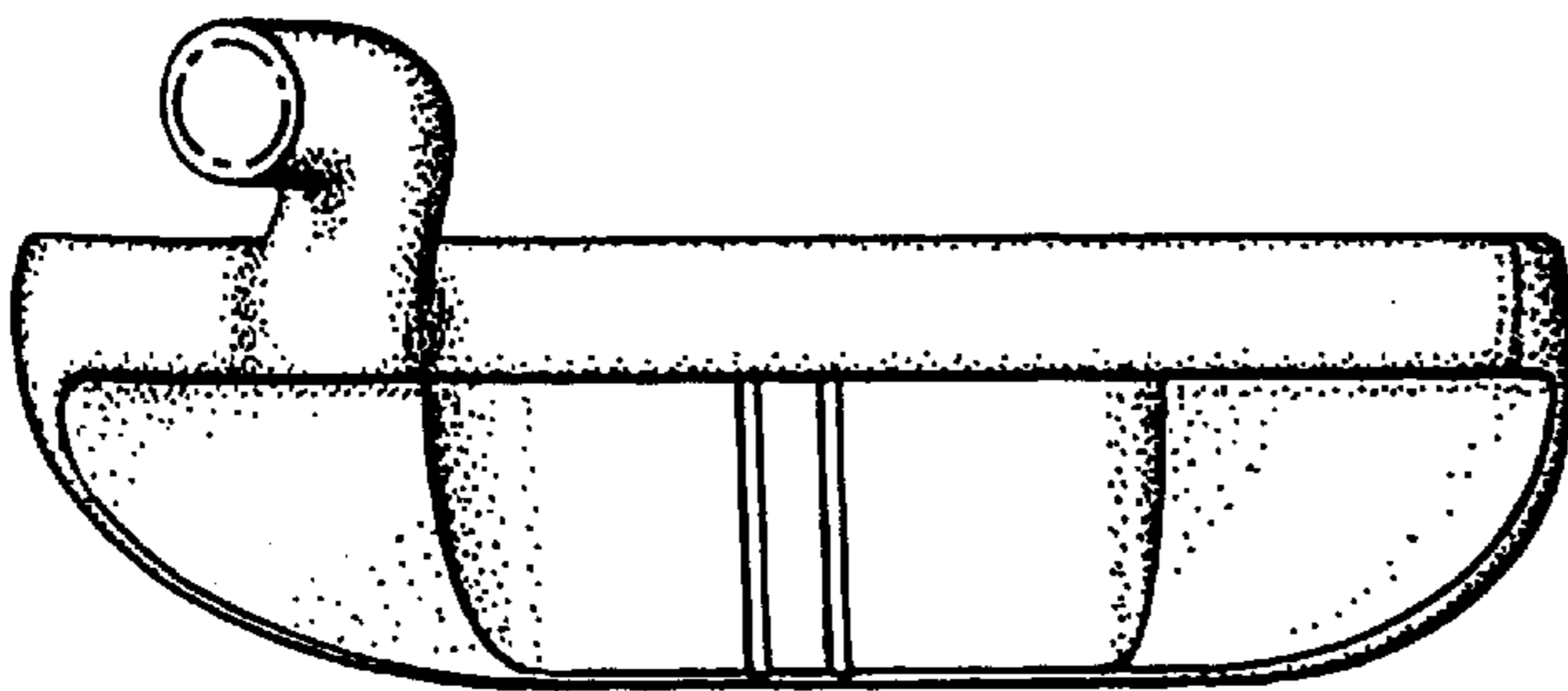


FIG 5




FIG 6

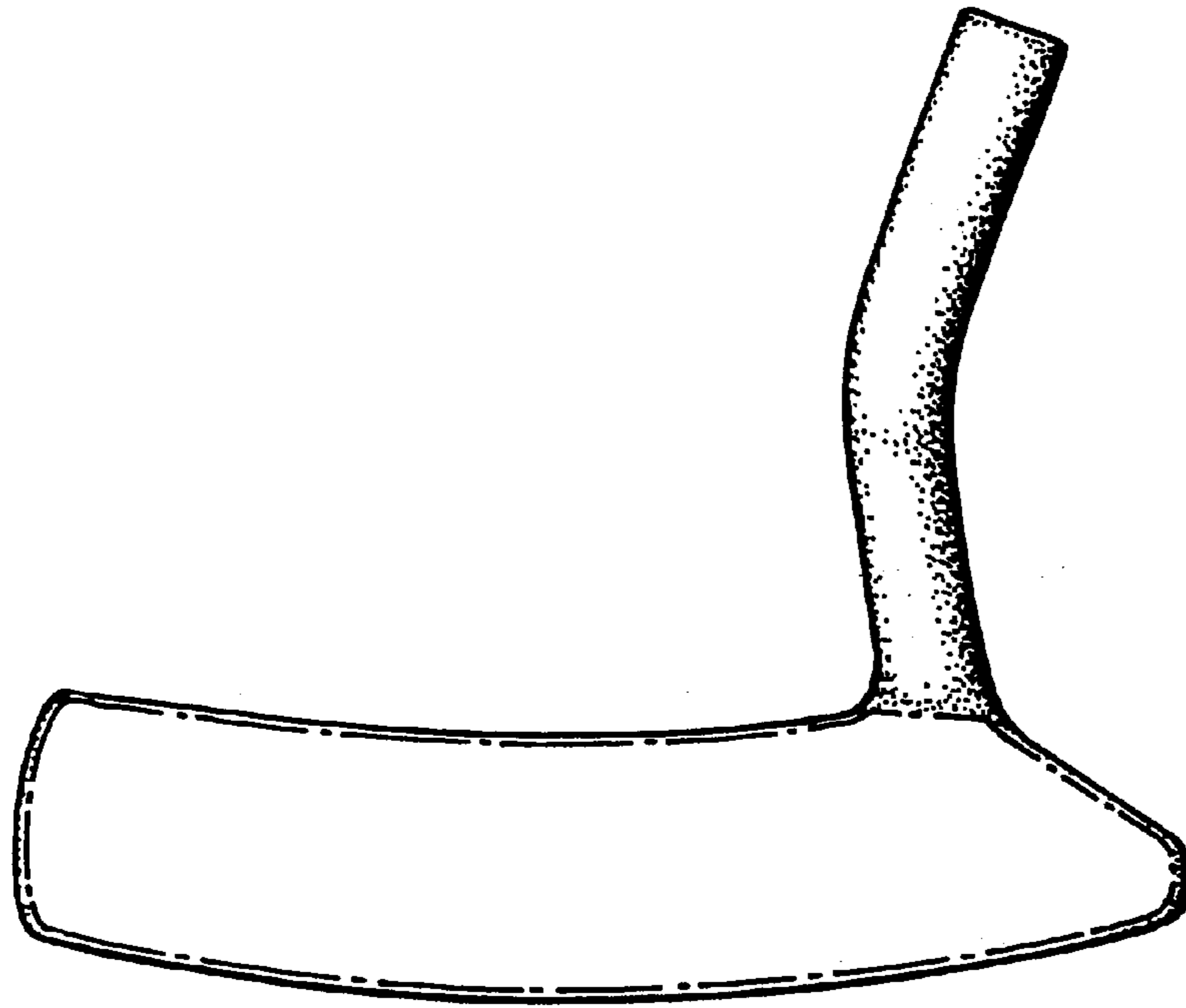


FIG 7




FIG 8