



US00D474519S

(12) **United States Design Patent**  
**Filice**

(10) **Patent No.:** **US D474,519 S**

(45) **Date of Patent:** **\*\* May 13, 2003**

(54) **BALL BAT**

(75) **Inventor:** **Gary W. Filice, Van Nuys, CA (US)**

(73) **Assignee:** **Jas. D. Easton, Inc., Van Nuys, CA (US)**

(\*\*) **Term:** **14 Years**

(21) **Appl. No.:** **29/163,407**

(22) **Filed:** **Jul. 2, 2002**

(51) **LOC (7) Cl.** ..... **21-02**

(52) **U.S. Cl.** ..... **D21/725**

(58) **Field of Search** ..... **D21/722, 725;**  
**473/564-568**

(56) **References Cited**

**U.S. PATENT DOCUMENTS**

D178,866 S \* 10/1956 Cole, Sr. .... D21/725

D193,436 S \* 8/1962 Patrick ..... D21/725  
D335,314 S \* 5/1993 Coyle ..... D21/725  
D400,976 S \* 11/1998 Bloom ..... D21/725  
D426,598 S \* 6/2000 Kim ..... D21/725

\* cited by examiner

*Primary Examiner*—Mitchell Siegel

(74) *Attorney, Agent, or Firm*—Roth & Goldman, PA

(57) **CLAIM**

The ornamental design for a ball bat, as shown.

**DESCRIPTION**

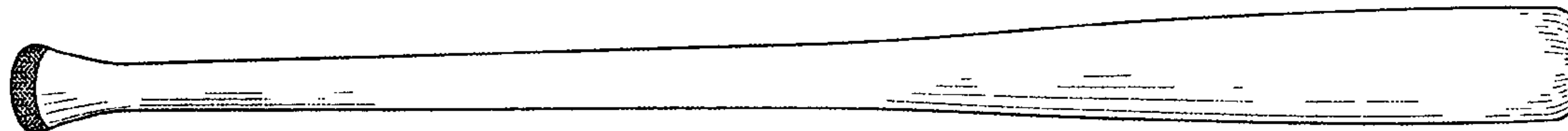
FIG. 1 is a perspective view of a ball bat taken from the knob end, showing my new design;

FIG. 2 is a right end elevation view thereof;

FIG. 3 is a left end elevation view thereof; and,

FIG. 4 is a side elevation view thereof.

**1 Claim, 1 Drawing Sheet**



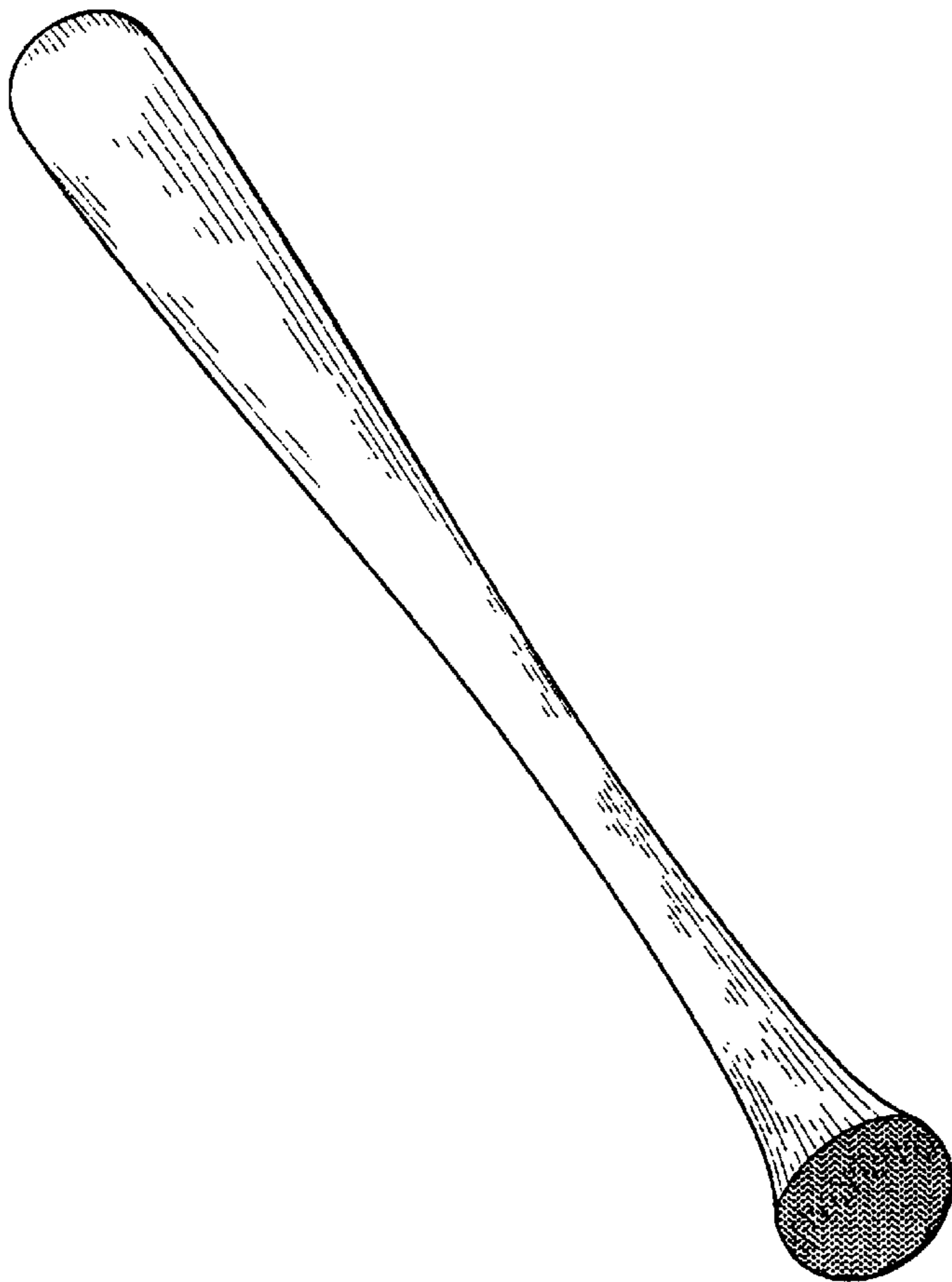


FIG. 1

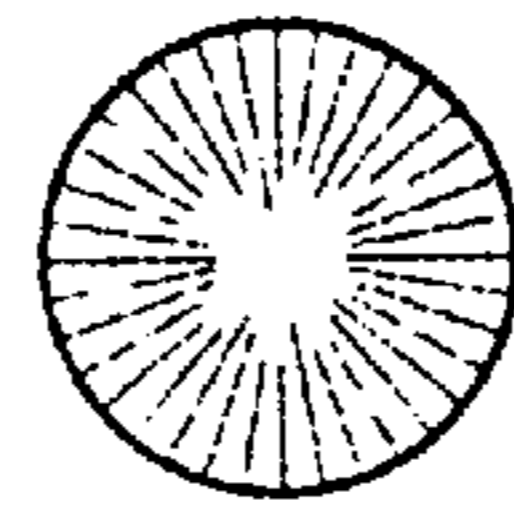


FIG. 2



FIG. 3




FIG. 4