



US00D474512S

(12) **United States Design Patent**
Hyde

(10) **Patent No.:** **US D474,512 S**

(45) **Date of Patent:** **** May 13, 2003**

(54) **CONSTRUCTION TOY PIECE**

(75) **Inventor:** **Brent K. Hyde, Ottawa (CA)**

(73) **Assignee:** **Lee Valley Tools, Ltd., Ottawa (CA)**

(**) **Term:** **14 Years**

(21) **Appl. No.:** **29/167,545**

(22) **Filed:** **Sep. 16, 2002**

(51) **LOC (7) Cl.** **21-01**

(52) **U.S. Cl.** **D21/502; D21/503**

(58) **Field of Search** **D21/483-505;**
D25/113-118; 446/85, 102, 107-109, 111-112,
116, 119-124

3,796,004 A * 3/1974 Auerbach
D409,681 S * 5/1999 Poulsen D21/502
5,904,606 A * 5/1999 Zimmer et al. 446/108

* cited by examiner

Primary Examiner—Raphael Barkai

(74) *Attorney, Agent, or Firm*—John S. Pratt; Kilpatrick Stockton LLP

(57) **CLAIM**

The ornamental design for a construction toy piece, as shown and described.

DESCRIPTION

FIG. 1 is a top plan view of the construction toy piece, the bottom plan view of which is a mirror image.

FIG. 2 is a side elevation view showing one tip of the construction toy piece shown in FIG. 1, the other three sides being identical; and,

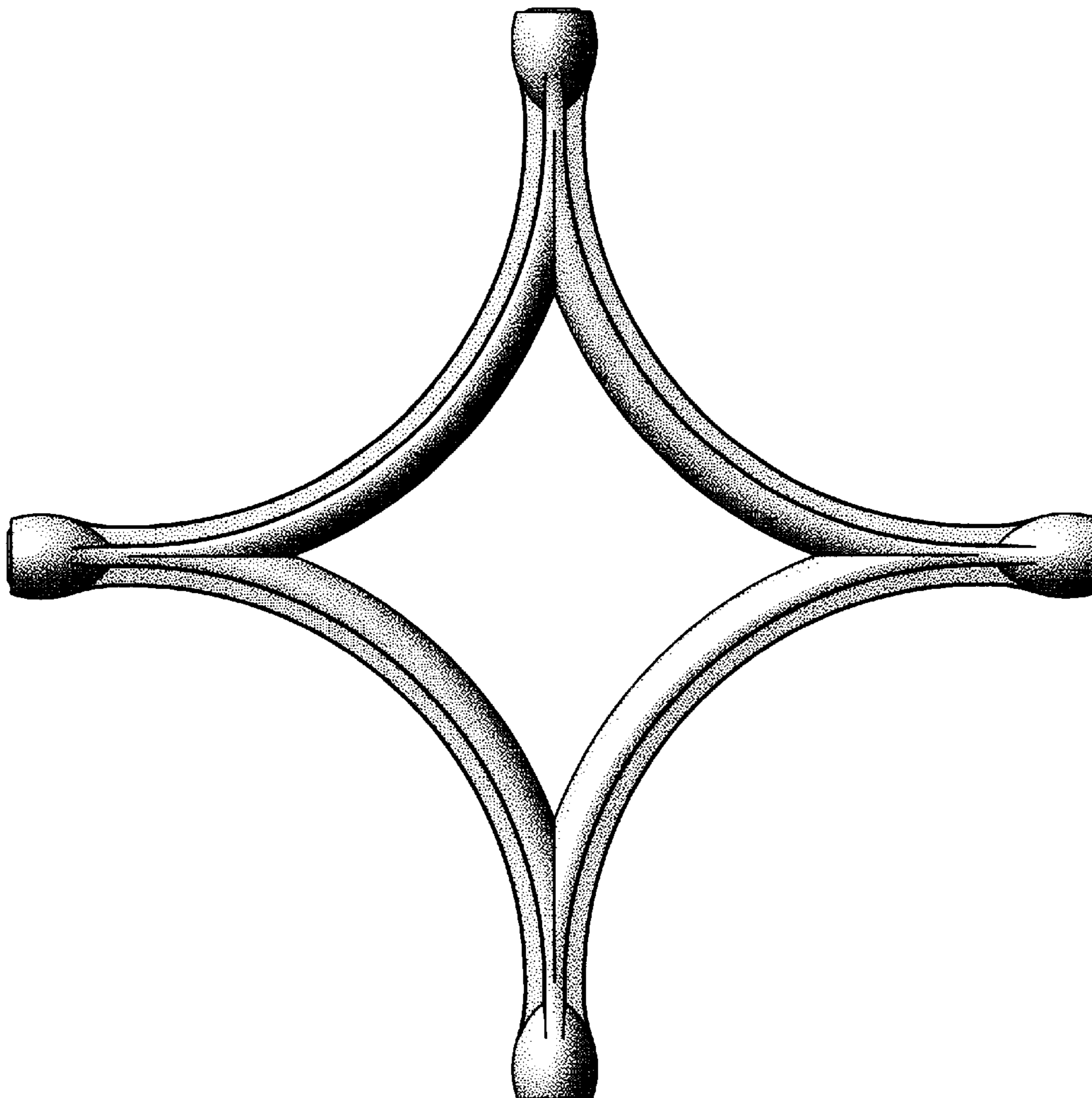
FIG. 3 is a perspective view of the construction toy piece shown in FIG. 1.

(56) **References Cited**

U.S. PATENT DOCUMENTS

1,801,451 A * 4/1931 Parker
3,176,428 A * 4/1965 Slingluff
3,310,906 A * 3/1967 Glukes

1 Claim, 2 Drawing Sheets



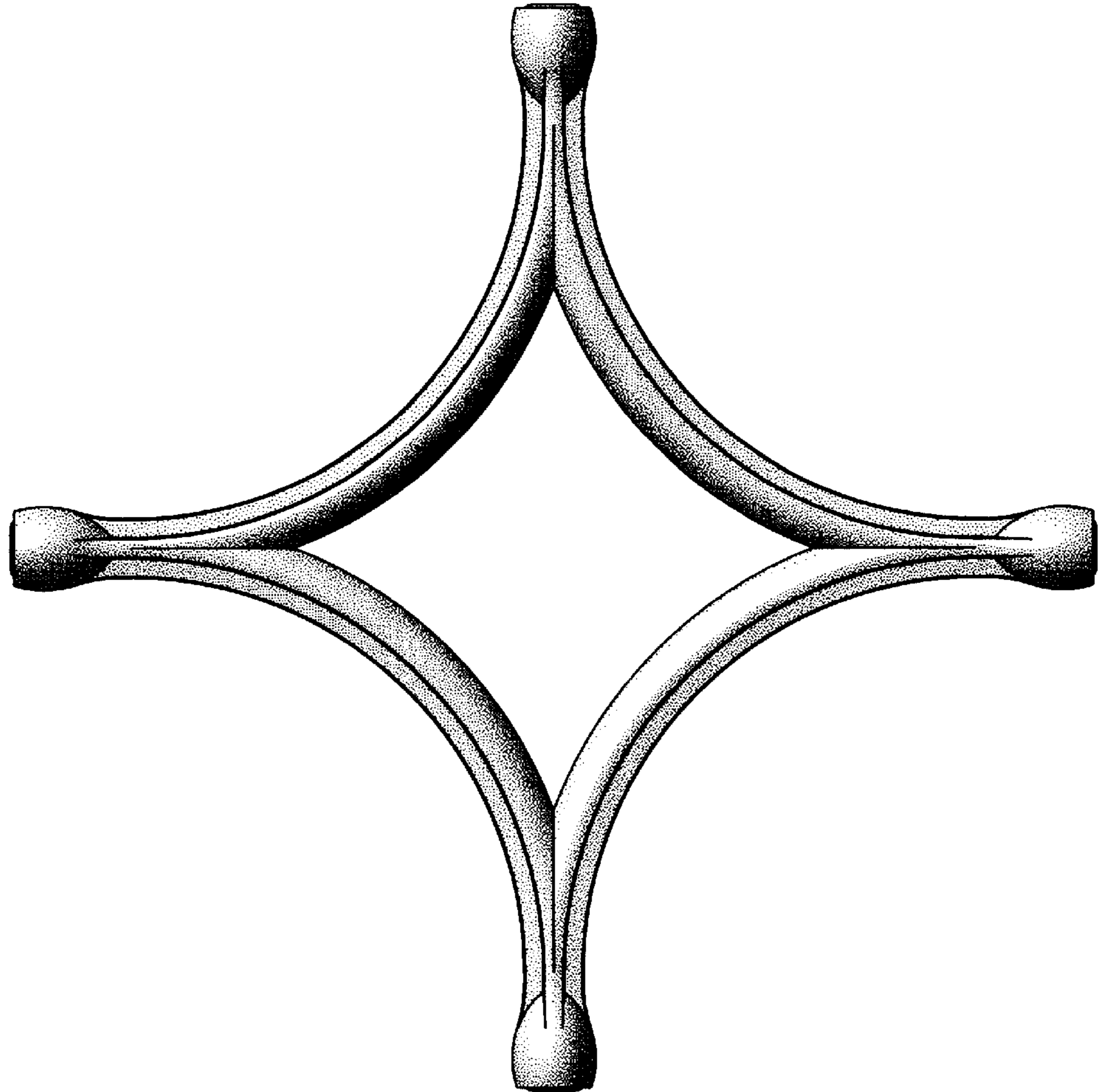


FIG. 1



FIG. 2

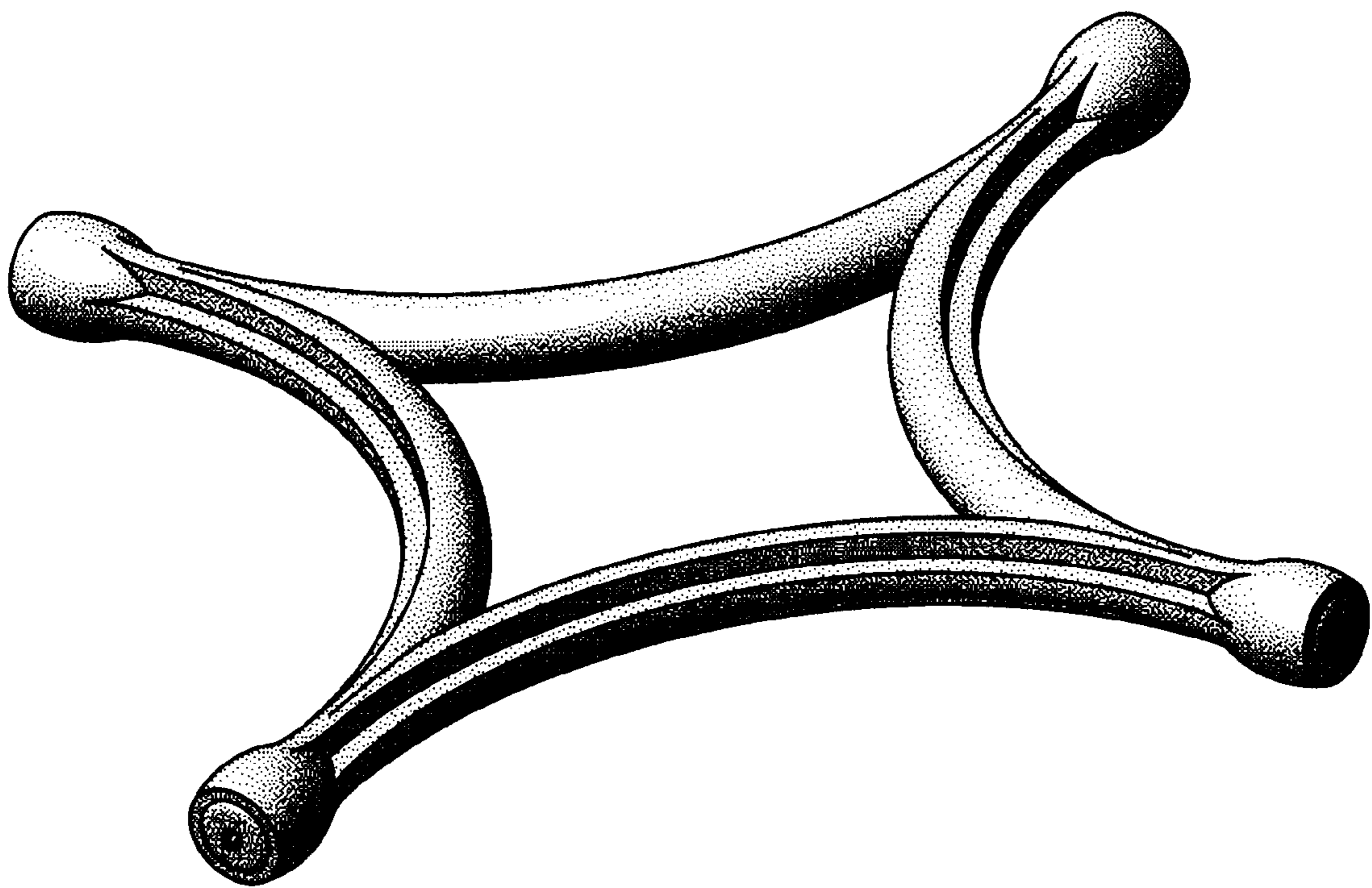


FIG. 3