



US00D474509S

(12) **United States Design Patent**
Kim

(10) **Patent No.:** **US D474,509 S**

(45) **Date of Patent:** **** May 13, 2003**

(54) **ILLUMINATED EXIT SIGN**

(76) **Inventor:** **Il Kim**, 13137 Casa Linda, #18D,
Garden Grove, CA (US) 92844

(**) **Term:** **14 Years**

(21) **Appl. No.:** **29/166,278**

(22) **Filed:** **Aug. 23, 2002**

(51) **LOC (7) Cl.** **20-02**

(52) **U.S. Cl.** **D20/42**

(58) **Field of Search** D20/10, 11, 13,
D20/15, 19, 20, 25, 29, 31, 32, 40, 41,
42, 99; D10/109, 114, 121; 40/1, 218, 540,
541, 545, 553, 570, 572, 606, 607, 624

(56) **References Cited**

U.S. PATENT DOCUMENTS

D134,871 S	*	1/1943	Van Schuck	D20/10
D138,976 S	*	10/1944	Hammer	D20/10
D160,476 S	*	10/1950	Combs	D20/42
2,994,149 A	*	8/1961	Endelson	40/546
D238,827 S	*	2/1976	Shine	D20/42
4,754,565 A	*	7/1988	Cox	40/591

5,101,329 A	*	3/1992	Doyle	362/183
5,105,568 A	*	4/1992	Branning	40/570
D406,279 S	*	3/1999	LaRosa et al.	D20/42
D445,138 S	*	7/2001	Stark, III et al.	D20/42
6,294,983 B1	*	9/2001	Lee	340/332
6,430,854 B1	*	8/2002	Szentgyorgyi et al.	40/593

* cited by examiner

Primary Examiner—Robert M. Spear

(74) *Attorney, Agent, or Firm*—James G. O'Neill


(57) **CLAIM**

The ornamental design for an illuminated exit sign, as shown and described.

DESCRIPTION

FIG. 1 is an exploded front perspective view of an illuminated exit sign of the present invention; FIG. 2 is a front elevational view of FIG. 1; FIG. 3 is a rear elevational view of FIG. 1; FIG. 4 is a first side elevational view of FIG. 1; FIG. 5 is a second side elevational view of FIG. 1; FIG. 6 is top plan view of FIG. 1; and, FIG. 7 is a bottom plan view of FIG. 1.

1 Claim, 3 Drawing Sheets



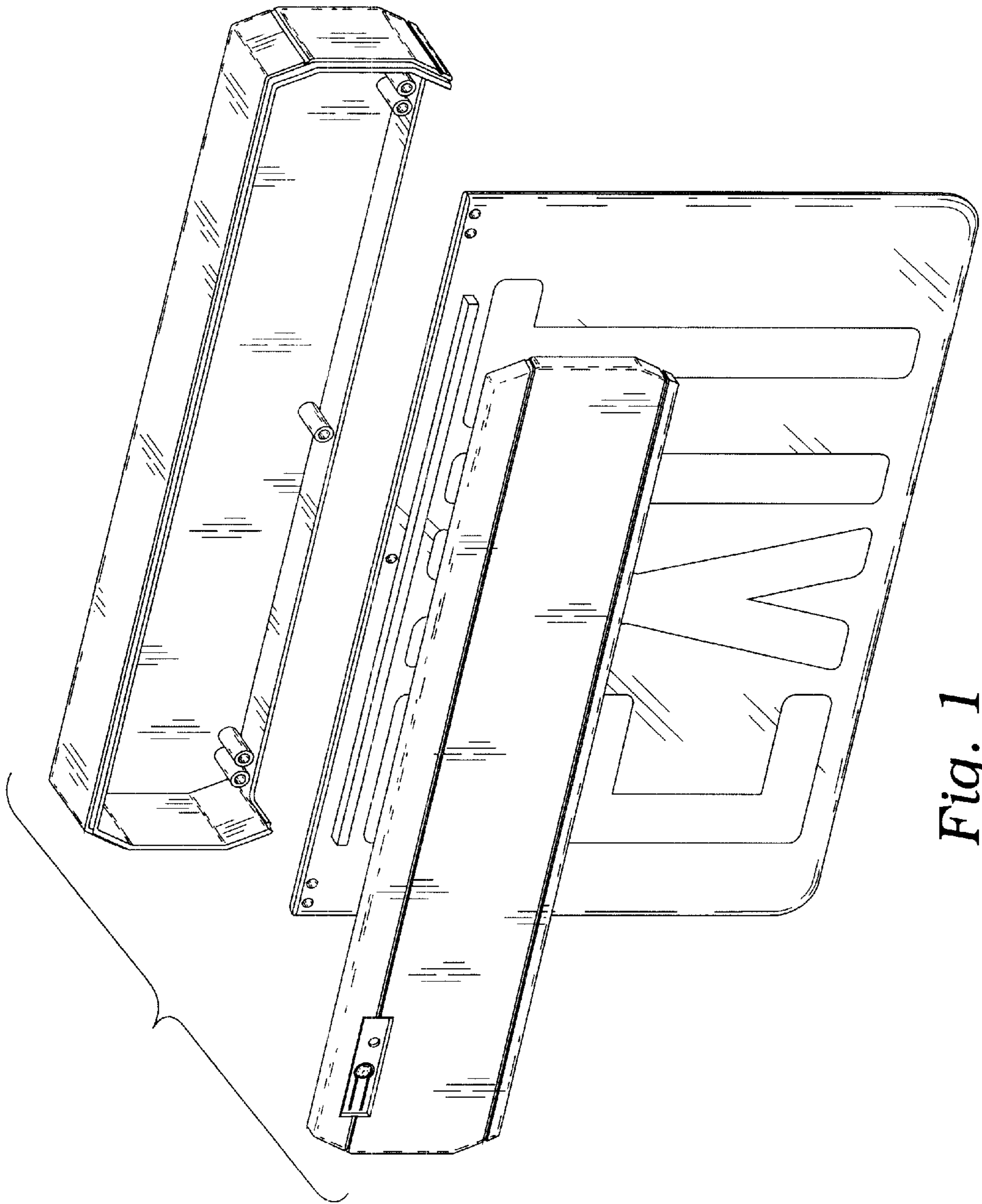


Fig. 1




Fig. 2




Fig. 3

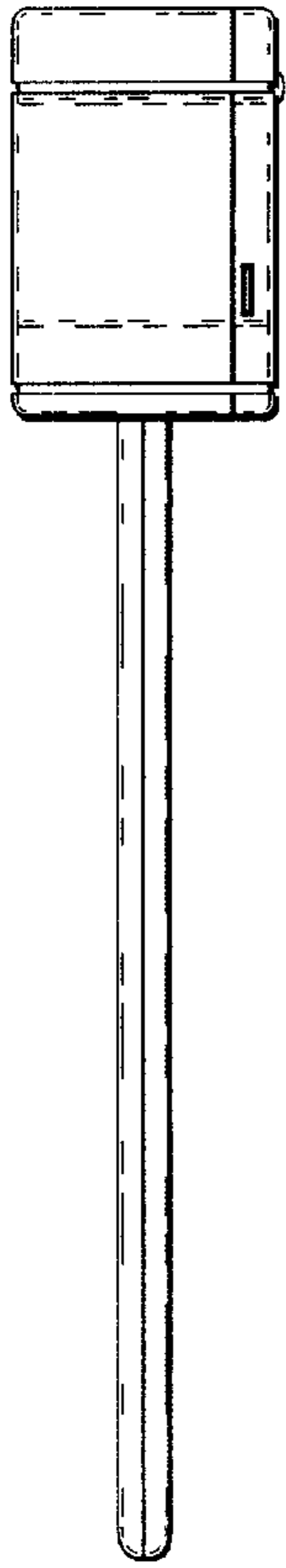


Fig. 4

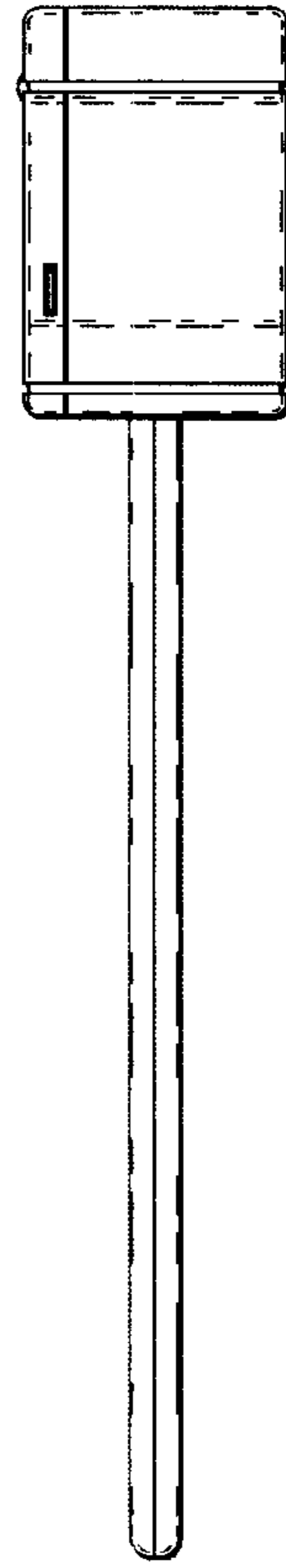


Fig. 5

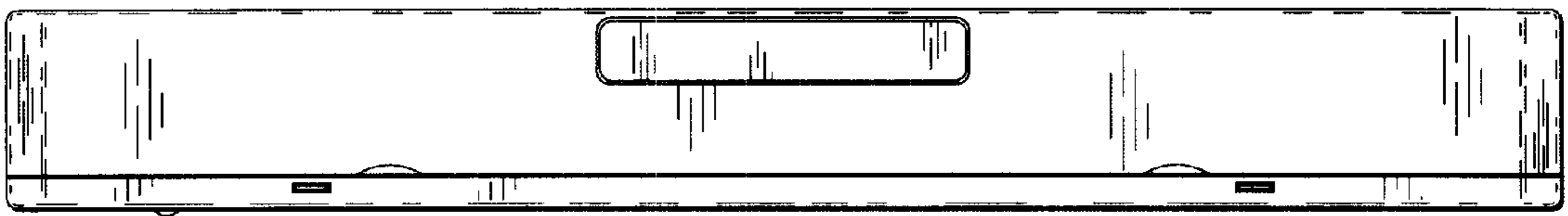


Fig. 6




Fig. 7