



US00D474506S

(12) **United States Design Patent**  
**Rommel**

(10) **Patent No.:** **US D474,506 S**

(45) **Date of Patent:** **\*\* May 13, 2003**

(54) **COMPONENT FOR A WRITING UTENSIL**

D311,550 S \* 10/1990 Yazaki ..... D19/48  
D354,309 S \* 1/1995 Lin ..... D19/36  
D462,717 S \* 9/2002 Rommel ..... D19/56

(75) Inventor: **Volkmar Rommel,**  
Schwaebisch-Gmuend (DE)

**FOREIGN PATENT DOCUMENTS**

(73) Assignee: **Merz & Krell GmbH & Co. KGaA,**  
Gross-Bieberau (DE)

XH DM/053269 5/2000

(\*\*) Term: **14 Years**

\* cited by examiner

(21) Appl. No.: **29/149,693**

*Primary Examiner*—Martie K. Holtje  
(74) *Attorney, Agent, or Firm*—Greenblum & Bernstein,  
P.L.C.

(22) Filed: **Oct. 16, 2001**

(57) **CLAIM**

(30) **Foreign Application Priority Data**

I claim the ornamental design for a component for a writing  
utensil, as shown and described.

Apr. 17, 2001 (DE) ..... 4 01 03 775

**DESCRIPTION**

(51) **LOC (7) Cl.** ..... **19-06**

(52) **U.S. Cl.** ..... **D19/57; D19/48**

(58) **Field of Search** ..... D19/35, 36, 41-51,  
D19/53-58, 81-85; 401/98, 102, 202, 209,  
213, 243-247, 262; 24/11 F, 11 R

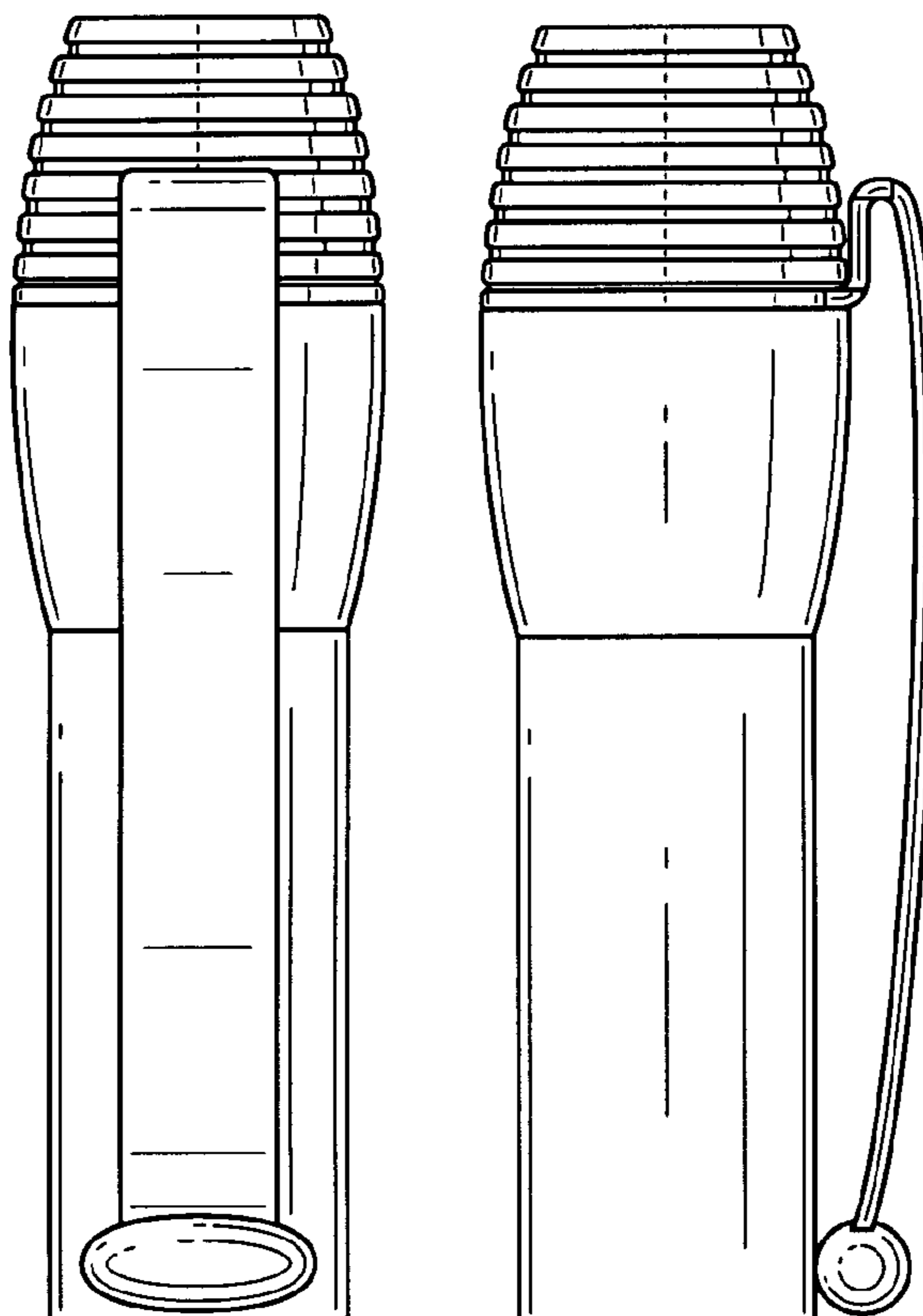
FIG. 1 is a left side view of a component of a writing  
utensil; FIG. 2 is a front side view of the design  
embodiment shown in FIG. 1;  
FIG. 3 is a right side view of the design embodiment  
shown in FIG. 1;  
FIG. 4 is a rear side view of the design embodiment  
shown in FIG. 1;  
FIG. 5 is a bottom view of the design embodiment  
shown in FIG. 1; and,  
FIG. 6 is a top view of the design embodiment shown  
in FIG. 1.

(56) **References Cited**

**U.S. PATENT DOCUMENTS**

1,316,069 A \* 9/1919 Van Valkenburg ..... 24/11 R  
2,368,425 A \* 1/1945 Reynolds ..... 24/11 F X  
D149,672 S \* 5/1948 Phillips ..... D19/48  
D151,661 S \* 11/1948 Sherrer ..... D19/36  
D159,978 S \* 9/1950 Green et al. .... D19/43  
D163,845 S \* 7/1951 Beckstrom ..... D19/57

**1 Claim, 3 Drawing Sheets**



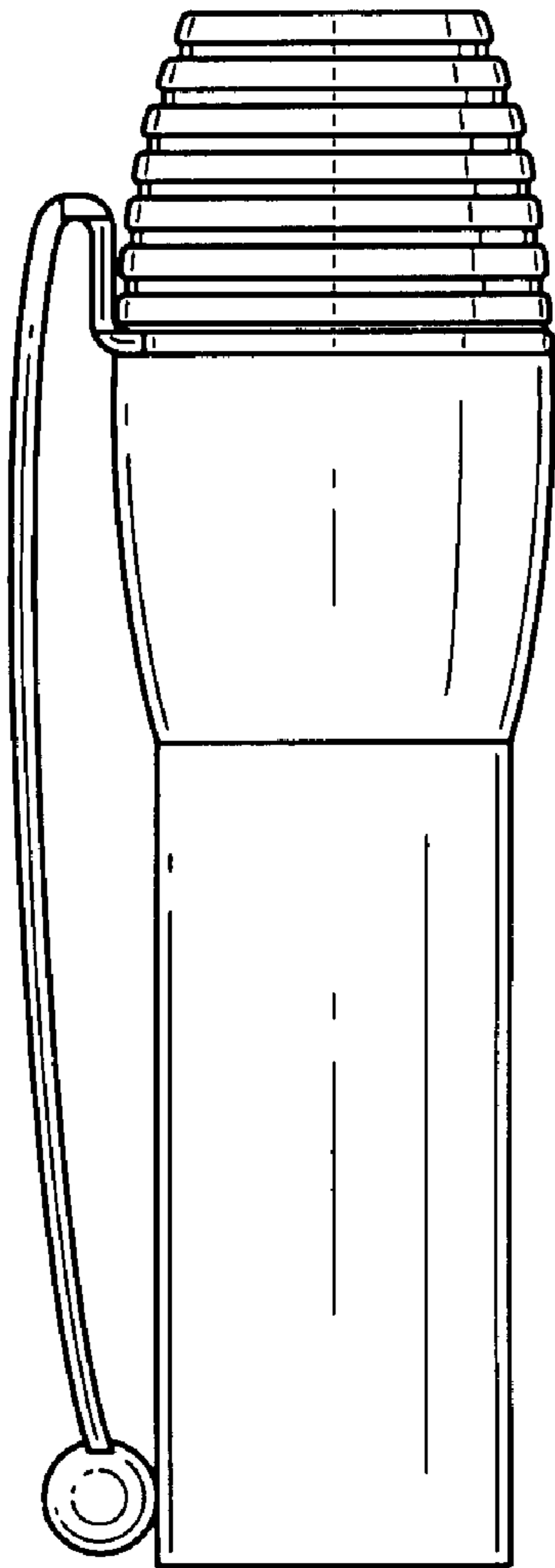


FIG. 1

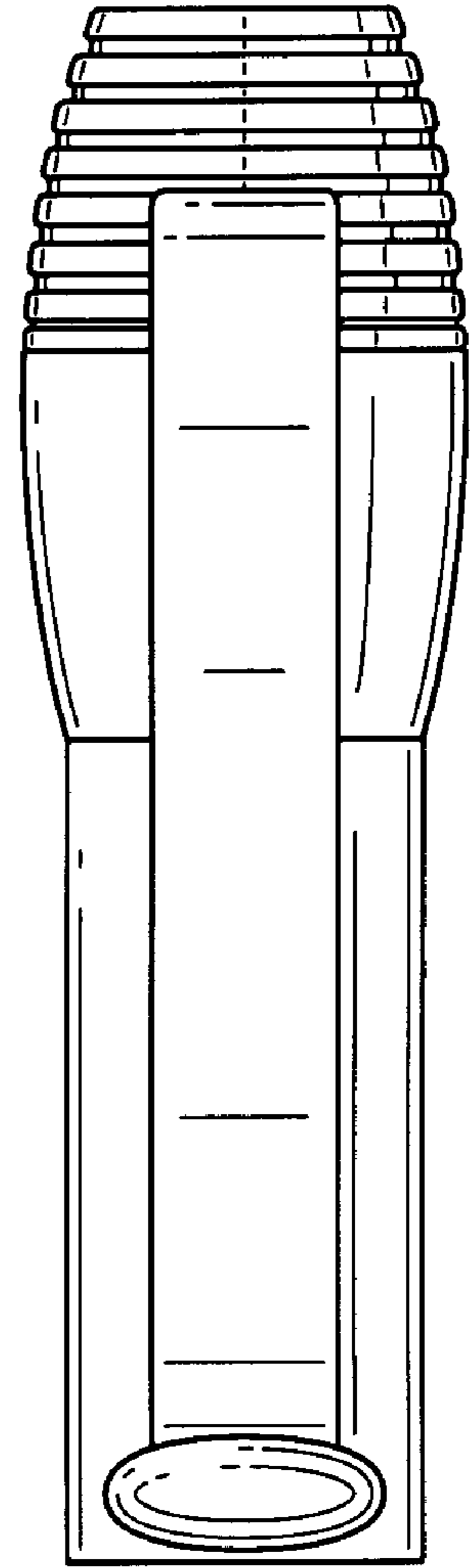


FIG. 2

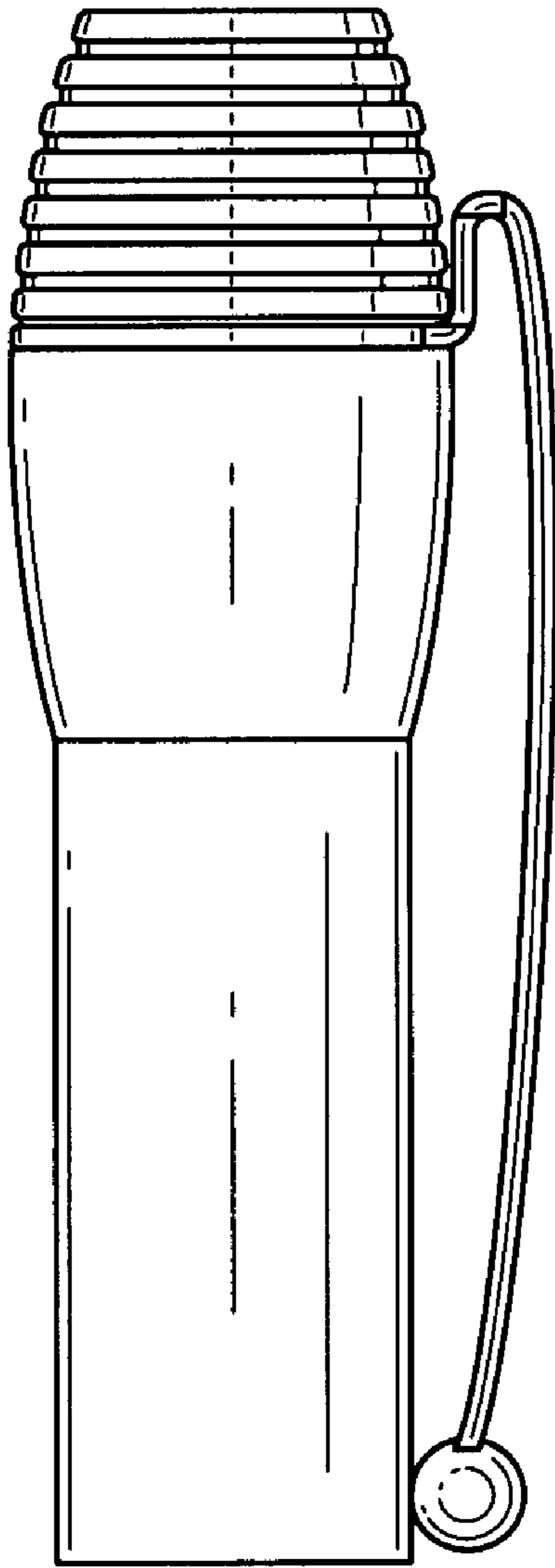


FIG. 3

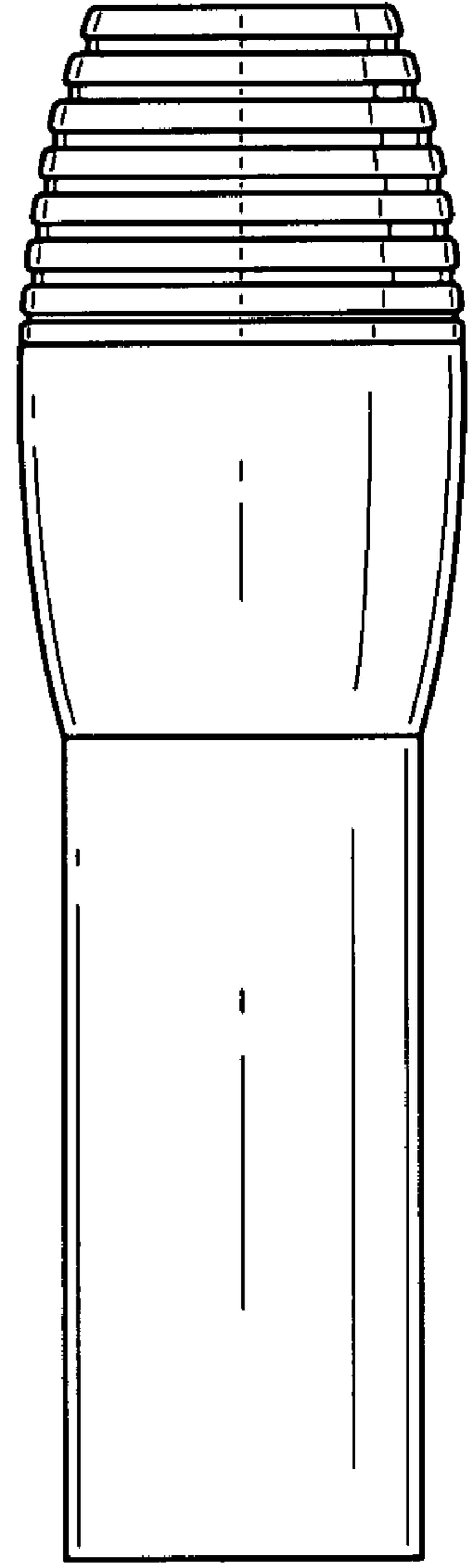


FIG. 4

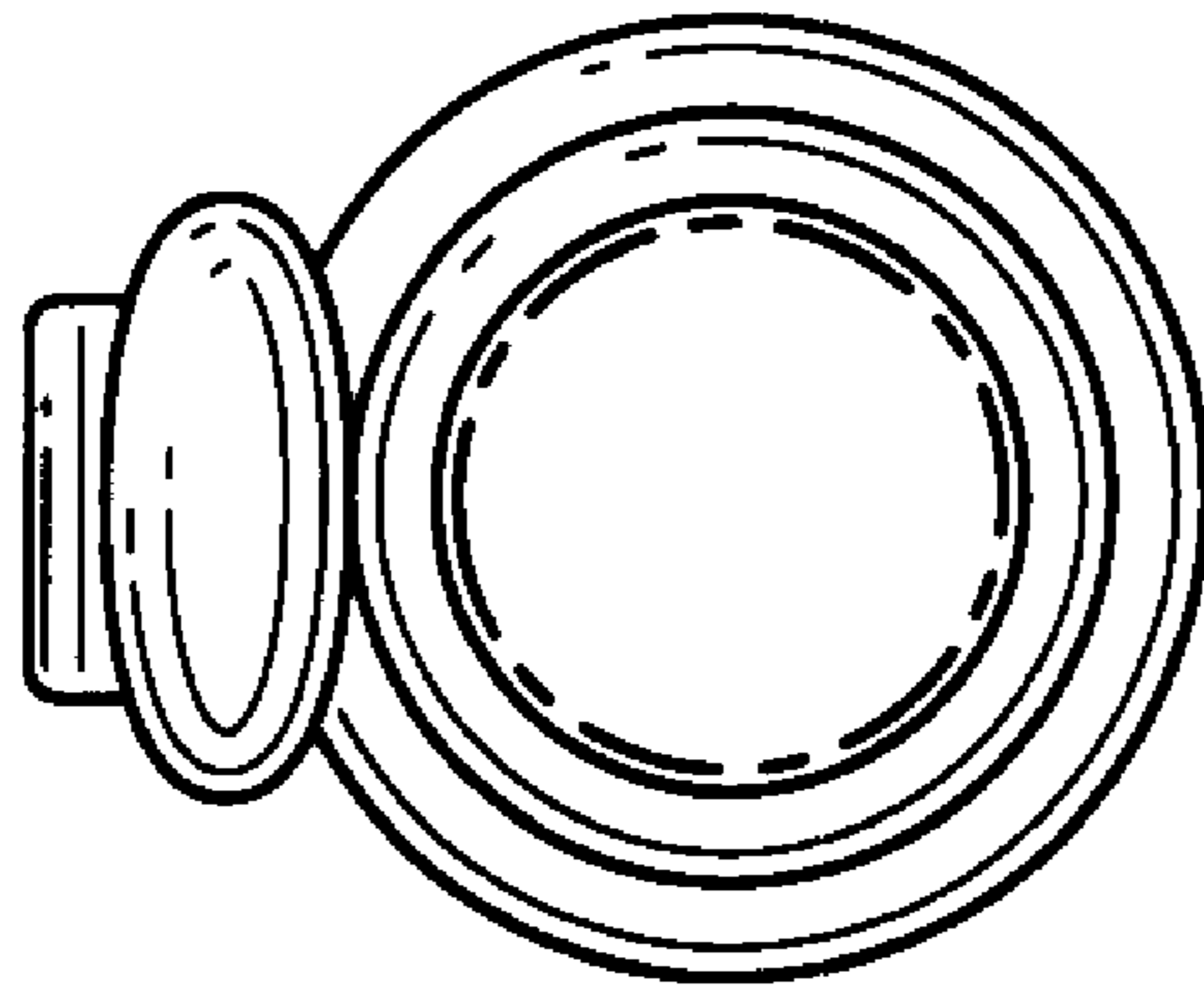


FIG. 5




FIG. 6