



US00D474477S

(12) **United States Design Patent**
Chien et al.

(10) **Patent No.:** **US D474,477 S**

(45) **Date of Patent:** **** May 13, 2003**

(54) **COMPUTER FRONT BEZEL**

(75) Inventors: **Chieh Nan Chien**, Tu-Chen (TW);
Fu-Ming Chen, Tu-Chen (TW); **Yin Sheng Yeb**, Tu-Chen (TW)

(73) Assignee: **Hon Hai Precision Ind. Co., Ltd.**,
Taipei Hsien (TW)

(**) Term: **14 Years**

(21) Appl. No.: **29/165,583**

(22) Filed: **Aug. 12, 2002**

(30) **Foreign Application Priority Data**

May 17, 2002 (TW) 91302364

(51) **LOC (7) Cl.** **14-02**

(52) **U.S. Cl.** **D14/444**

(58) **Field of Search** D14/441-446,
D14/240; D6/492; D13/162, 184, 199; 174/35 GC;
220/4.28; 312/223.2, 223.3; 360/92; 361/680-686,
641, 724

(56) **References Cited**

U.S. PATENT DOCUMENTS

6,000,769 A * 12/1999 Chen 312/223.2

D425,044 S * 5/2000 Jean et al. D14/446

D440,978 S * 4/2001 Jean et al. D14/444

D453,518 S * 2/2002 Jean et al. D14/444

D454,134 S * 3/2002 Chien et al. D14/444

D459,356 S * 6/2002 Chien et al. D14/441

* cited by examiner

Primary Examiner—Freda Nunn

(74) *Attorney, Agent, or Firm*—Wei Te Chung

(57) **CLAIM**

The ornamental design for a computer front bezel, as shown and described.

DESCRIPTION

FIG. 1 is a perspective view of a computer front bezel of our new design;

FIG. 2 is a front elevational view thereof;

FIG. 3 is a rear elevational view thereof;

FIG. 4 is a left side elevational view thereof;

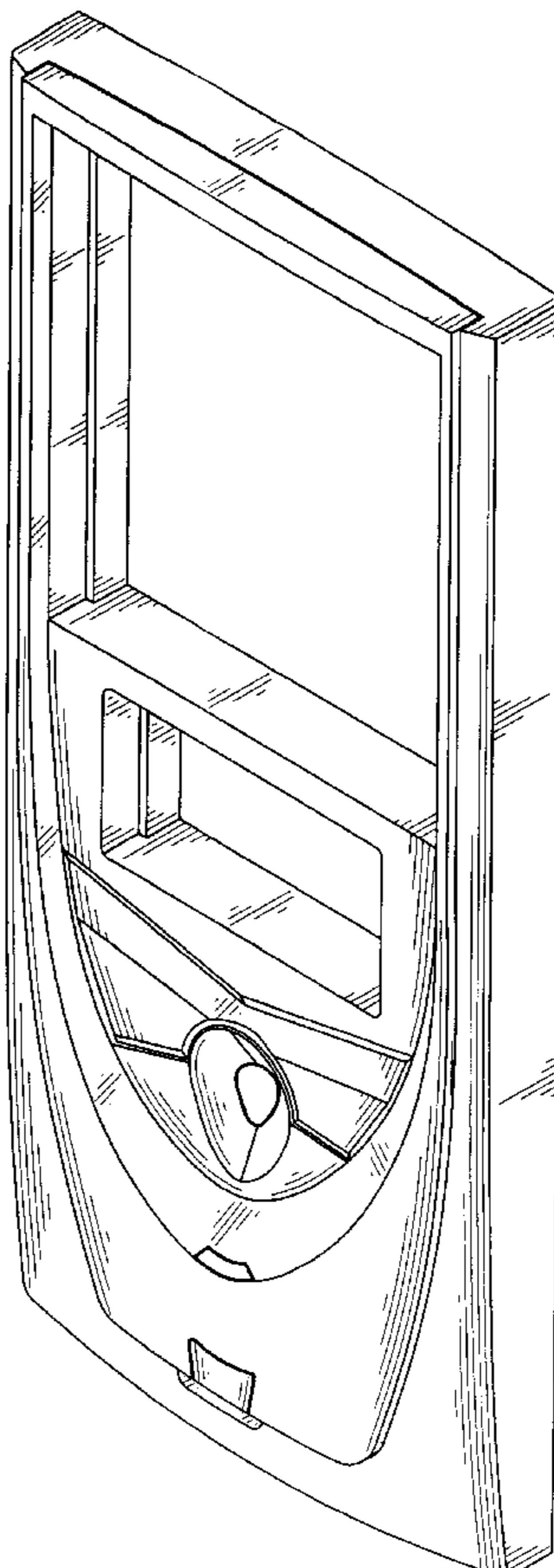
FIG. 5 is a right side elevational view thereof;

FIG. 6 is a top plan view thereof;

FIG. 7 is a bottom plan view thereof; and,

FIG. 8 is a view showing the computer front bezel being mounted to a computer case which is shown in broken lines for illustrative purpose only and forms no part of the claimed design.

1 Claim, 6 Drawing Sheets



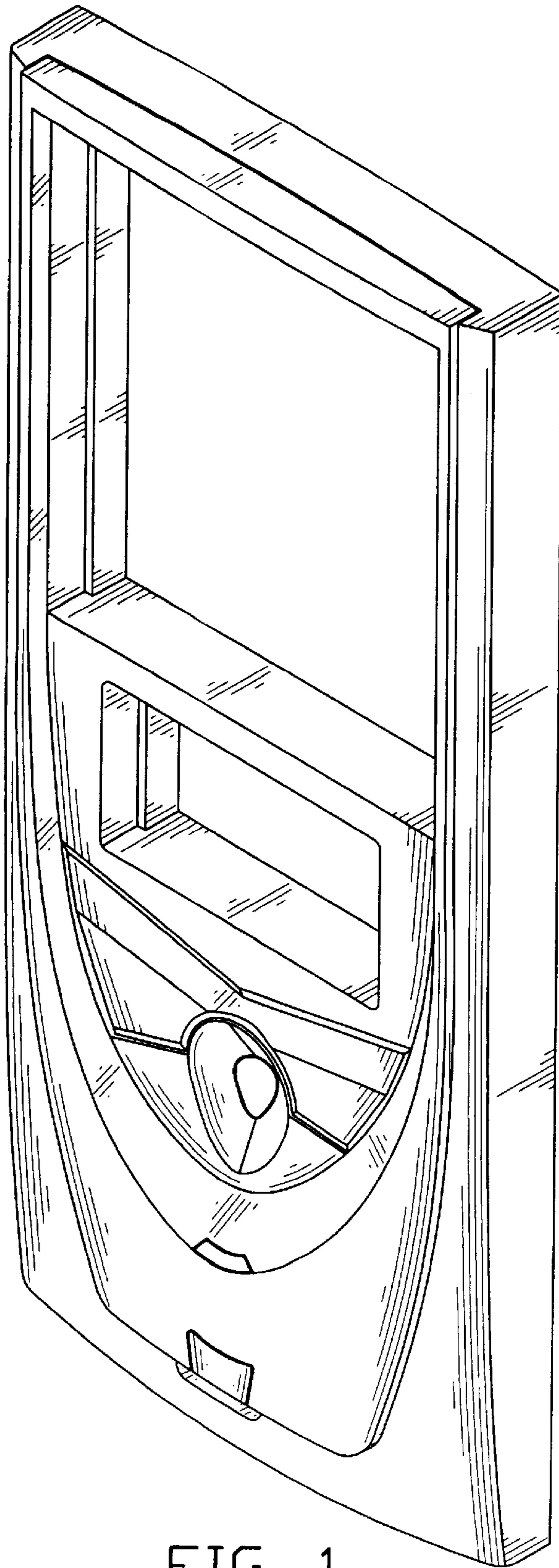


FIG. 1

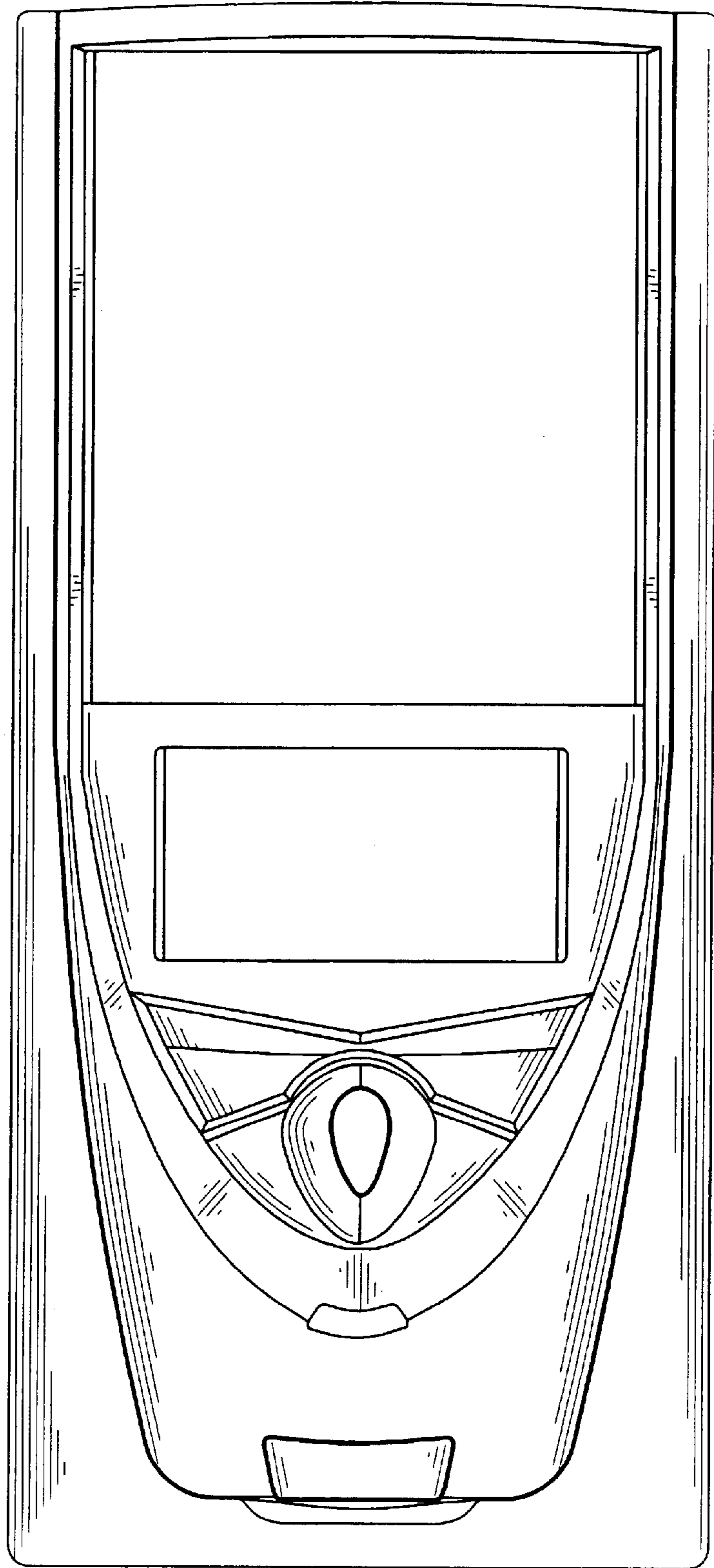


FIG. 2

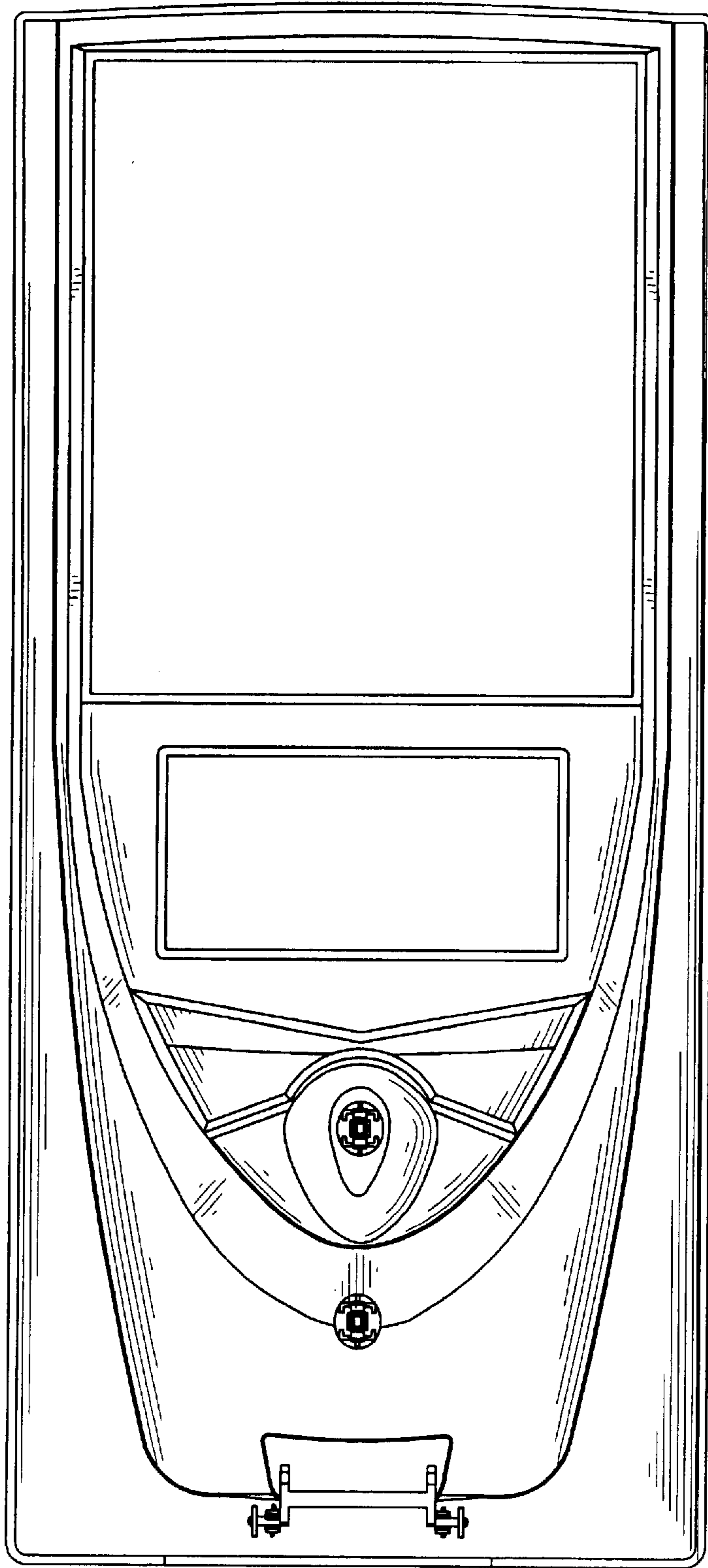


FIG. 3




FIG. 4




FIG. 5

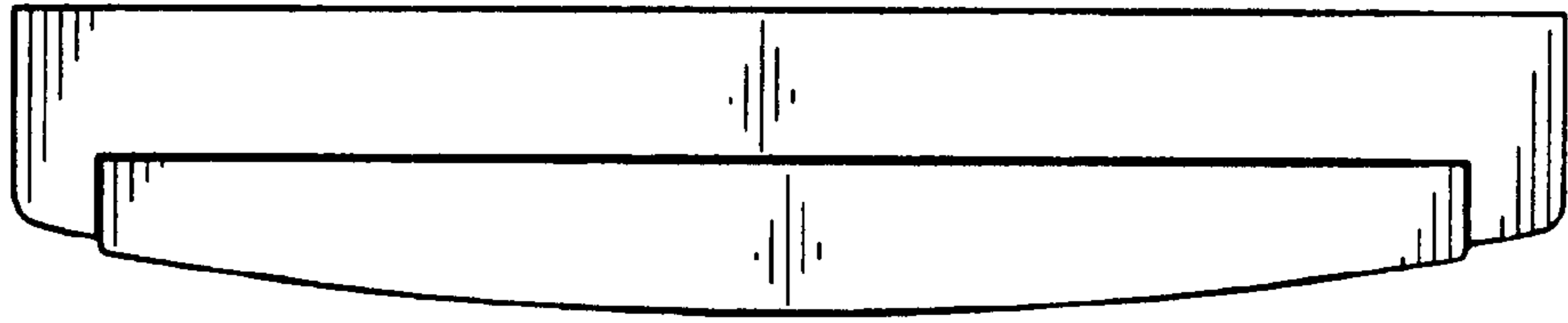


FIG. 6




FIG. 7

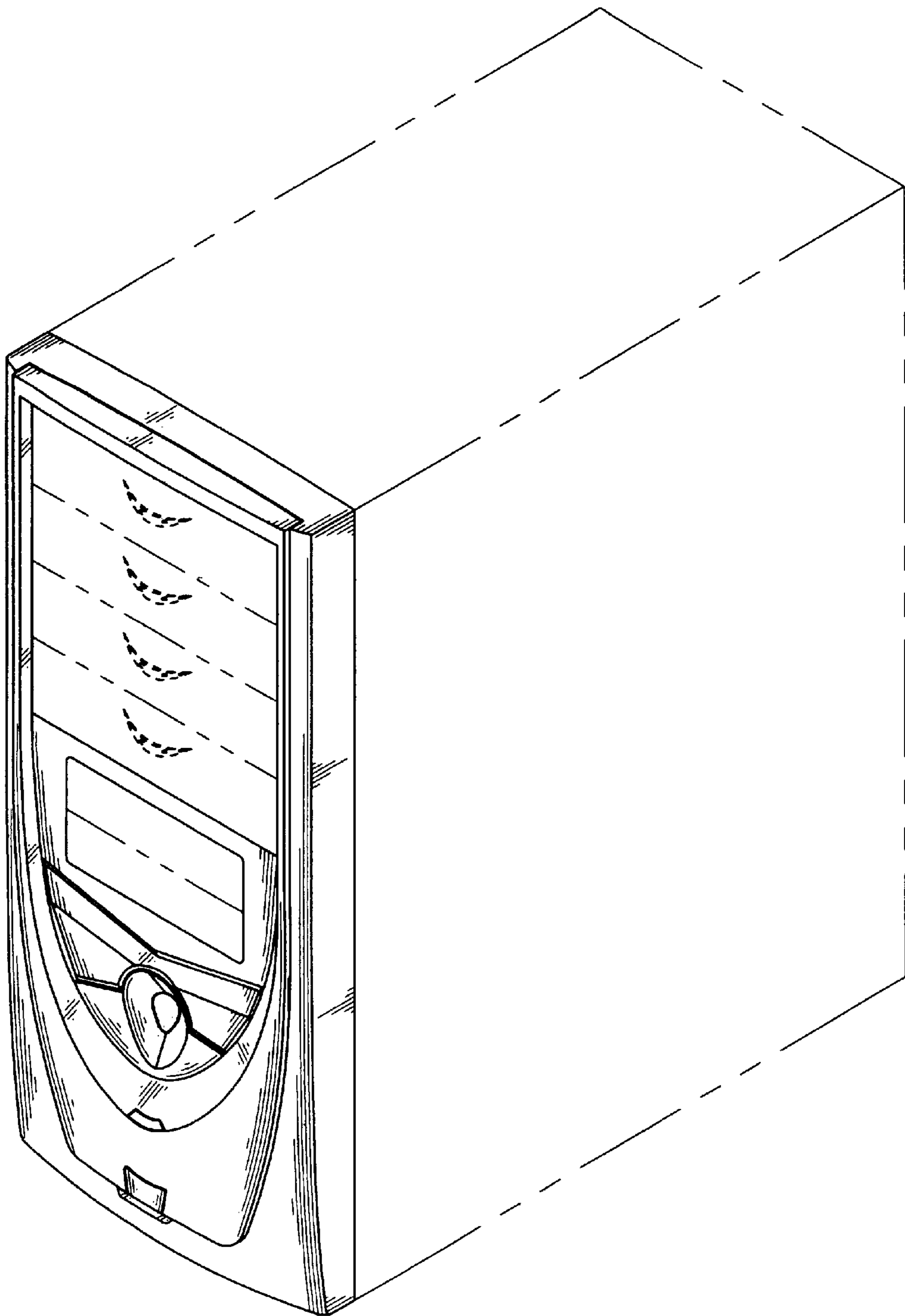


FIG. 8