



US00D474463S

(12) **United States Design Patent** (10) **Patent No.:** **US D474,463 S**
Lee et al. (45) **Date of Patent:** **** May 13, 2003**

(54) **DISPLAY AREA AND KEY ARRAY FOR A HANDSET**

(75) Inventors: **Kelley Ann Lee**, Pasadena, CA (US);
Andrew Julian Gartrell, Woodland Hills, CA (US)

(73) Assignee: **Nokia Corporation**, Espoo (FI)

(**) Term: **14 Years**

(21) Appl. No.: **29/156,647**

(22) Filed: **Mar. 5, 2002**

(51) **LOC (7) Cl.** **14-03**

(52) **U.S. Cl.** **D14/248**

(58) **Field of Search** D14/137, 217,
D14/138, 218, 147-148, 247-249, 144,
455, 456, 341-347, 338-340, 399, 426,
387, 396, 392, 398, 429, 453, 194, 391,
400, 401, 257, 258, 265, 191; 379/433.01-433.13,
434, 419, 420.01-420.04, 428.01-428.02,
440, 368-370, 364; 455/550-575, 90; D13/168,
171, 174; D18/2, 7, 12.2, 12.3; D21/331,
333

(56) **References Cited**

U.S. PATENT DOCUMENTS

D388,784 S	*	1/1998	Phillips et al.	D14/138
D396,230 S	*	7/1998	Phillips et al.	D14/138
D402,664 S	*	12/1998	Phillips et al.	D14/247
5,848,152 A	*	12/1998	Slipy et al.	379/433
D408,813 S	*	4/1999	Prior	D14/138
D409,599 S	*	5/1999	Tattari	D14/138
D412,704 S	*	8/1999	Vuolteenaho et al.	D14/138
D415,149 S	*	10/1999	Vuolteenaho et al.	D14/138
D415,489 S	*	10/1999	Ke	D14/138
D415,770 S	*	10/1999	Nuovo	D14/248
D421,022 S	*	2/2000	Curtis	D14/248
D422,585 S	*	4/2000	Ng et al.	D14/137
D423,015 S	*	4/2000	Curtis et al.	D14/248

D425,057 S	*	5/2000	Finkbeiner	D14/138
D427,171 S	*	6/2000	Frye et al.	D14/138
6,084,962 A	*	7/2000	Plenge	379/433
D433,002 S	*	10/2000	Kolinen	D14/138
D434,744 S	*	12/2000	Lai	D14/138
D434,754 S	*	12/2000	Banryu	D14/248
6,195,569 B1	*	2/2001	Frederiksen	455/566
D439,230 S	*	3/2001	Braxton et al.	D14/138
D445,102 S	*	7/2001	Lai	D14/138
D446,200 S	*	8/2001	Ko	D14/138
D446,786 S	*	8/2001	Nakahara et al.	D14/248
D449,830 S	*	10/2001	Vuolteenaho et al.	D14/248
D450,691 S	*	11/2001	Higashi et al.	D14/248
D451,503 S	*	12/2001	Langford et al.	D14/248
D455,741 S	*	4/2002	Lee	D14/248
D456,392 S	*	4/2002	Salmi et al.	D14/248
D456,393 S	*	4/2002	Kim et al.	D14/248
D456,798 S	*	5/2002	Kolinen	D14/248
D457,879 S	*	5/2002	Vuolteenaho et al.	D14/248
D457,883 S	*	5/2002	Sugioka et al.	D14/342
D458,922 S	*	6/2002	Vuolteenaho	D14/248
2001/0051508 A1	*	12/2001	Wang	455/90
2002/0013132 A1	*	1/2002	Newstead et al.	455/90
2002/0086714 A1	*	7/2002	Wang	455/567

* cited by examiner

Primary Examiner—Jeffrey Asch

(74) *Attorney, Agent, or Firm*—Banner & Witcoff, Ltd.

(57) **CLAIM**

We claim the ornamental design for a display area and key array for a handset, as shown and described.

DESCRIPTION

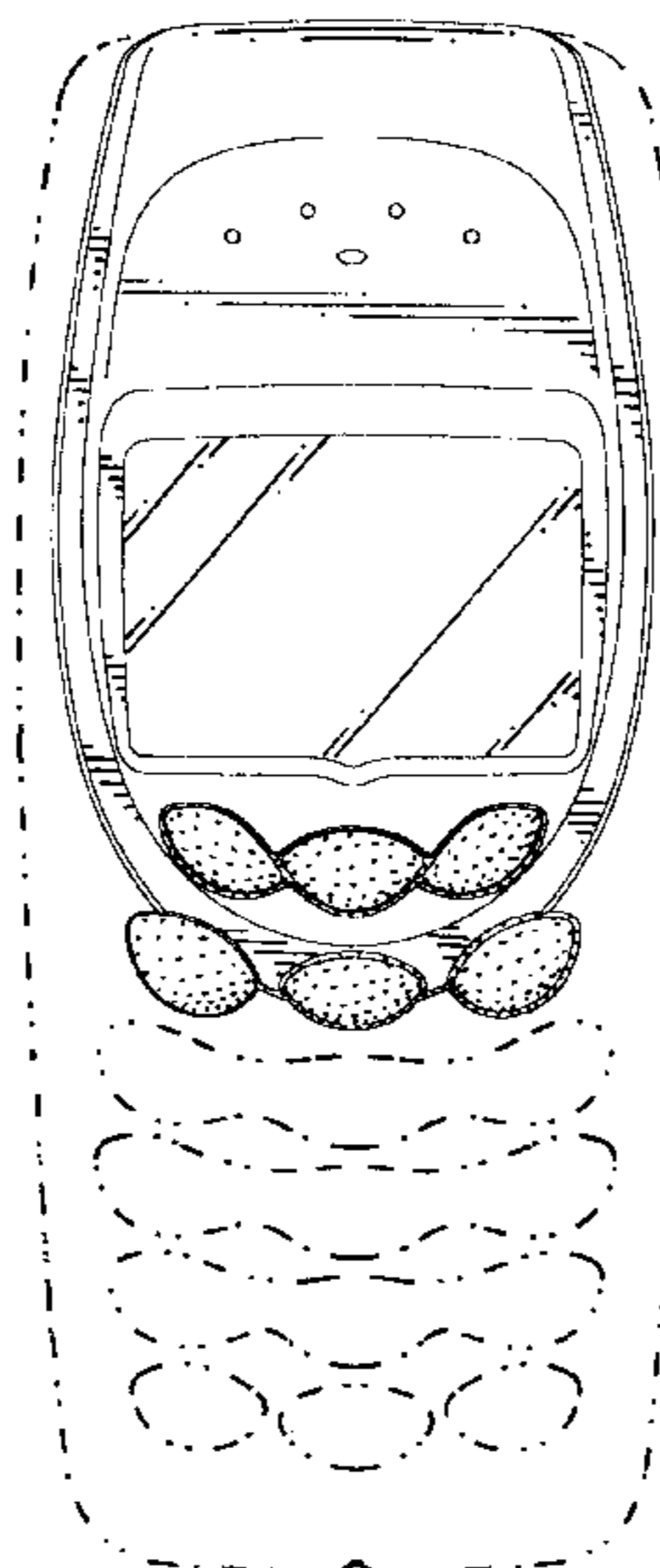
FIG. 1 is a front view of the display area and key array for a handset;

FIG. 2 is a top plan view thereof; and,

FIG. 3 is a perspective front view thereof.

The broken line showings throughout the drawing views are for illustrative purposes only and form no part of the claimed design.

1 Claim, 2 Drawing Sheets



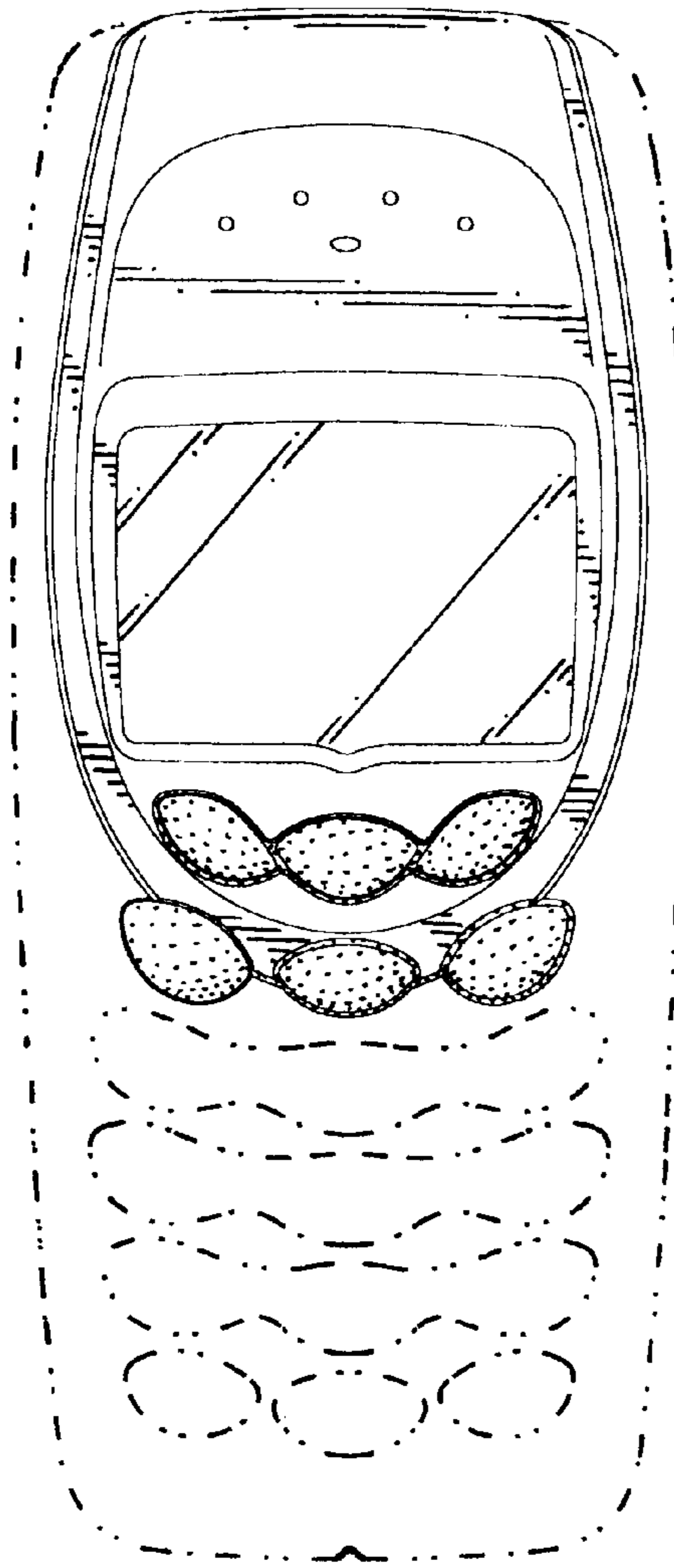


FIG.1

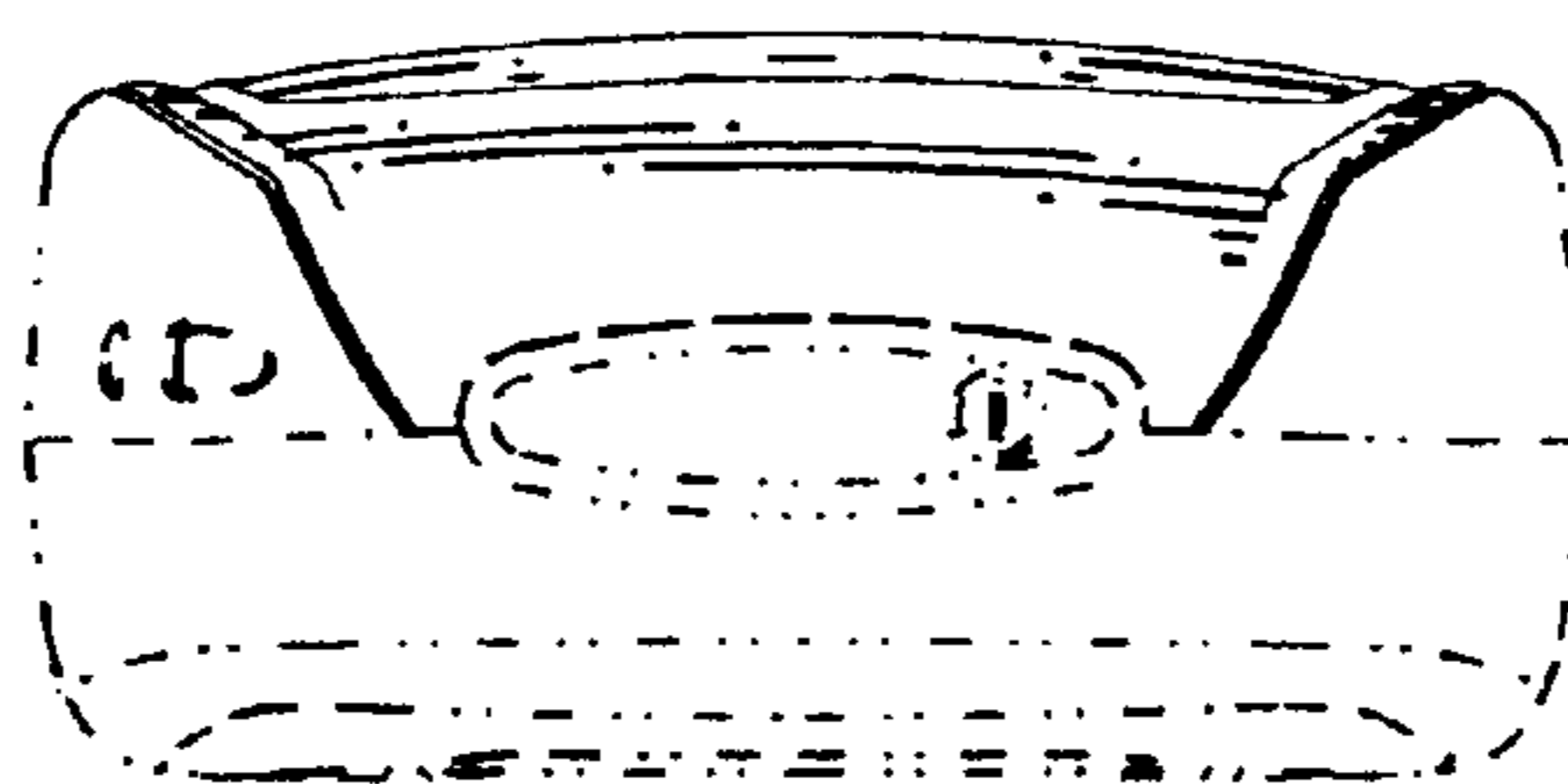


FIG.2

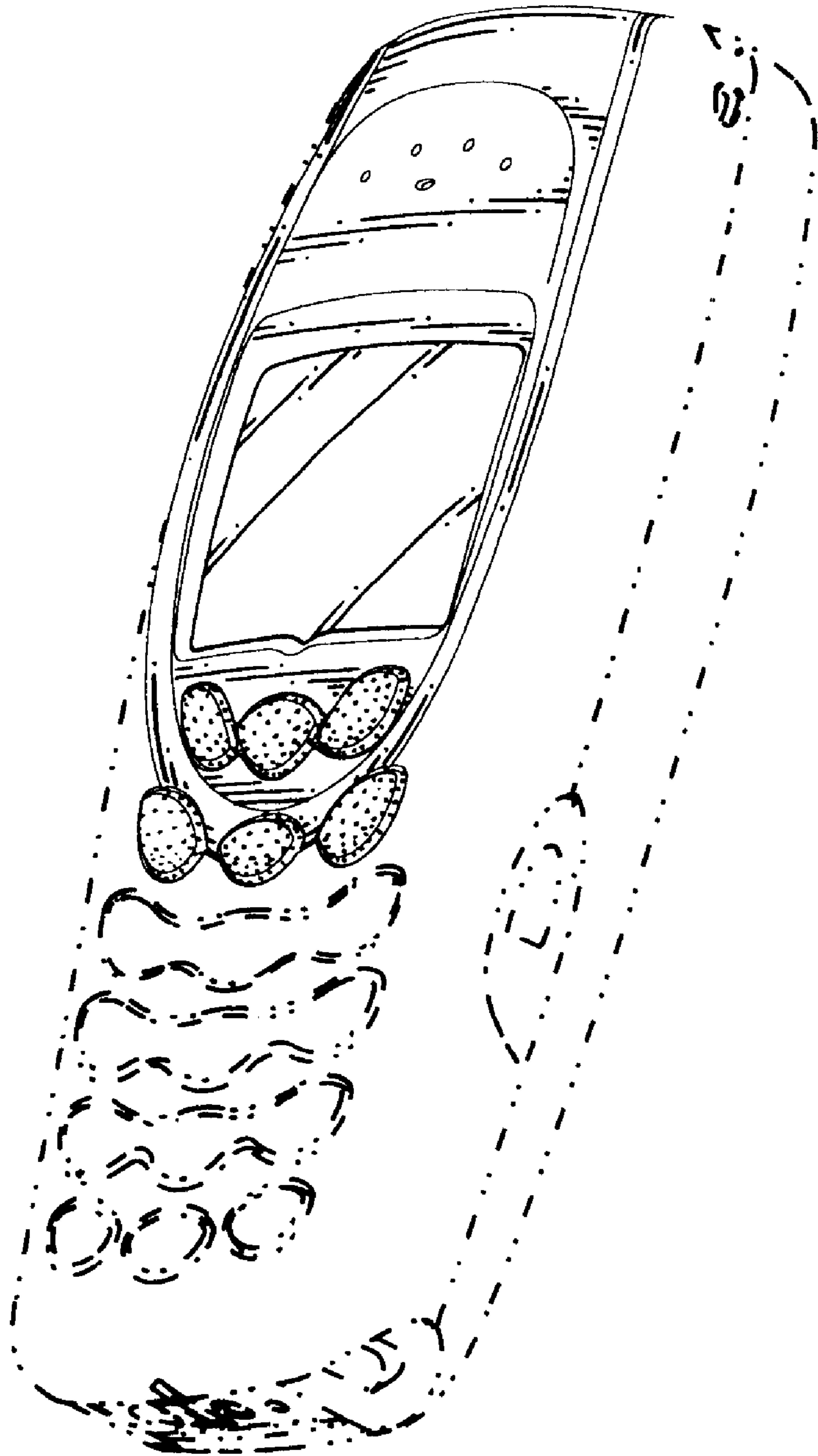


FIG.3