



US00D474462S

(12) **United States Design Patent**
Arbisi

(10) **Patent No.:** **US D474,462 S**

(45) **Date of Patent:** **** May 13, 2003**

(54) **KEYPAD FOR A HANDSET**

(75) **Inventor:** **Thomas Arbisi**, Newbury Park, CA
(US)

(73) **Assignee:** **Nokia Corporation**, Espoo (FI)

(**) **Term:** **14 Years**

(21) **Appl. No.:** **29/157,283**

(22) **Filed:** **Mar. 15, 2002**

(51) **LOC (7) Cl.** **14-03**

(52) **U.S. Cl.** **D14/247**

(58) **Field of Search** D14/137, 217,
D14/138, 218, 147-148, 247-249, 144,
455, 456, 341-347, 338-340, 399, 426,
387, 396, 392, 398, 429, 453, 194, 391,
400, 401, 257, 258, 265, 191; 379/433.01-433.13,
434, 419, 420.01-420.04, 428.01-428.02,
440, 368-370, 364; 445/550-575, 90; D13/168,
171, 174; D18/2, 7, 12.2, 12.3; D21/331,
333

(56) **References Cited**

U.S. PATENT DOCUMENTS

D413,896 S	*	9/1999	Frye et al.	D14/247
D415,489 S	*	10/1999	Ke	D14/138
D419,552 S	*	1/2000	Passman et al.	D14/138
D422,585 S	*	4/2000	Ng et al.	D14/137
D429,226 S	*	8/2000	Siddoway et al.	D14/347
D435,027 S	*	12/2000	Wolf et al.	D14/138
D436,938 S	*	1/2001	Won	D14/138

D442,930 S	*	5/2001	Nguyen et al.	D14/138
D446,200 S	*	8/2001	Ko	D14/138
D450,046 S	*	11/2001	Chun	D14/138
D450,671 S	*	11/2001	Langford et al.	D14/138
D454,342 S	*	3/2002	Lee	D14/247
D455,413 S	*	4/2002	Lee	D14/138
D455,726 S	*	4/2002	Kolinen	D14/138
D456,375 S	*	4/2002	Vuolteenaho et al.	D14/138
D457,520 S	*	5/2002	Laverick et al.	D14/247
D458,921 S	*	6/2002	Vuolteenaho et al.	D14/247
D459,711 S	*	7/2002	Lee	D14/138
D460,754 S	*	7/2002	Ruohonen	D14/247
2002/0025787 A1	*	2/2002	Lee	455/90

OTHER PUBLICATIONS

Copending commonly assigned U.S. patent application Ser. No. 29/154,290, filed Jan. 18, 2002.

* cited by examiner

Primary Examiner—Jeffrey Asch

(74) *Attorney, Agent, or Firm*—Banner & Witcoff, Ltd.

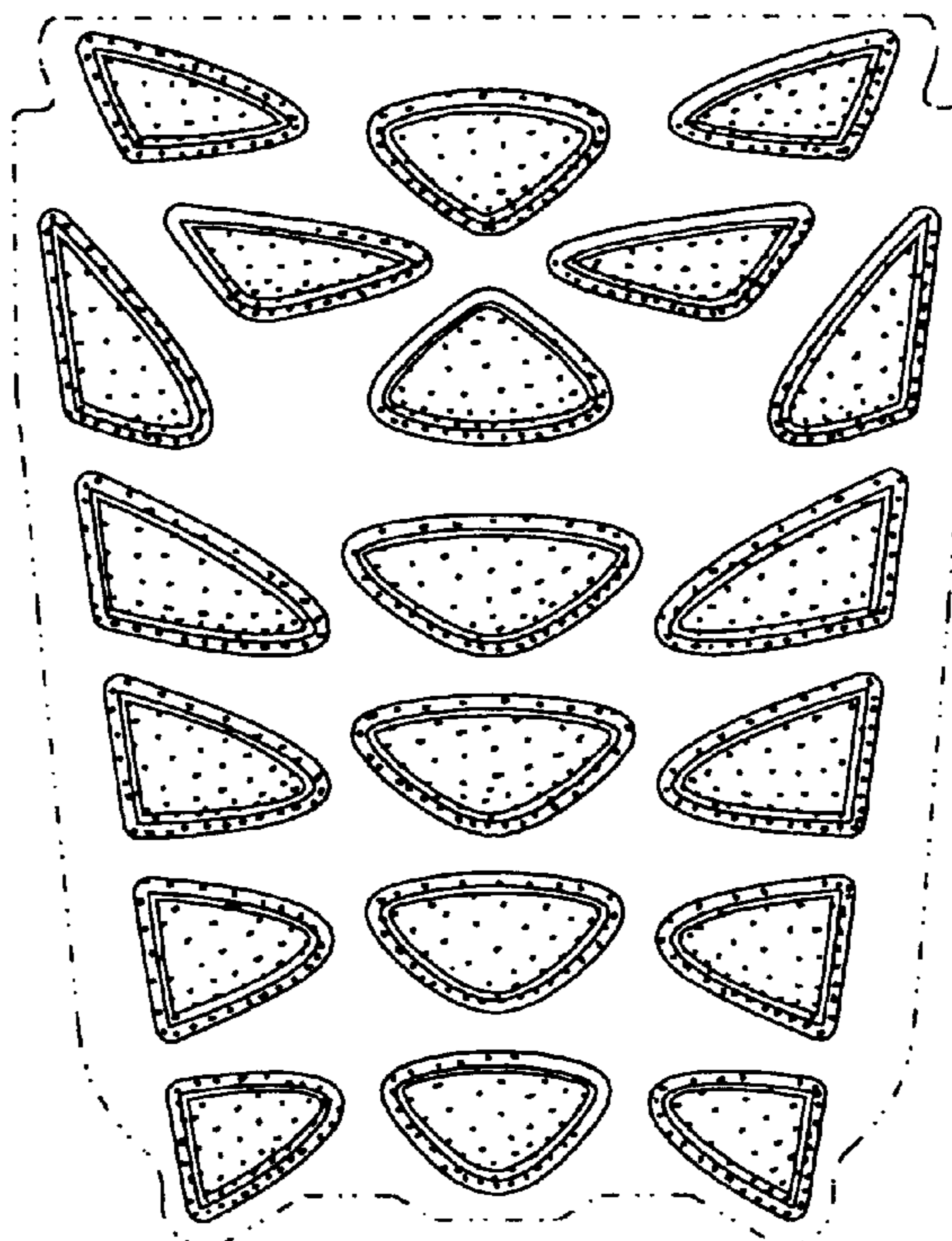
(57) **CLAIM**

I claim the ornamental design for a keypad for a handset, as shown and described.

DESCRIPTION

FIG. 1 is a front view of the keypad for a handset; and, FIG. 2 is a perspective front view thereof. The broken line showing of environment in the figures is for illustrative purposes only and forms no part of the claimed design.

1 Claim, 1 Drawing Sheet



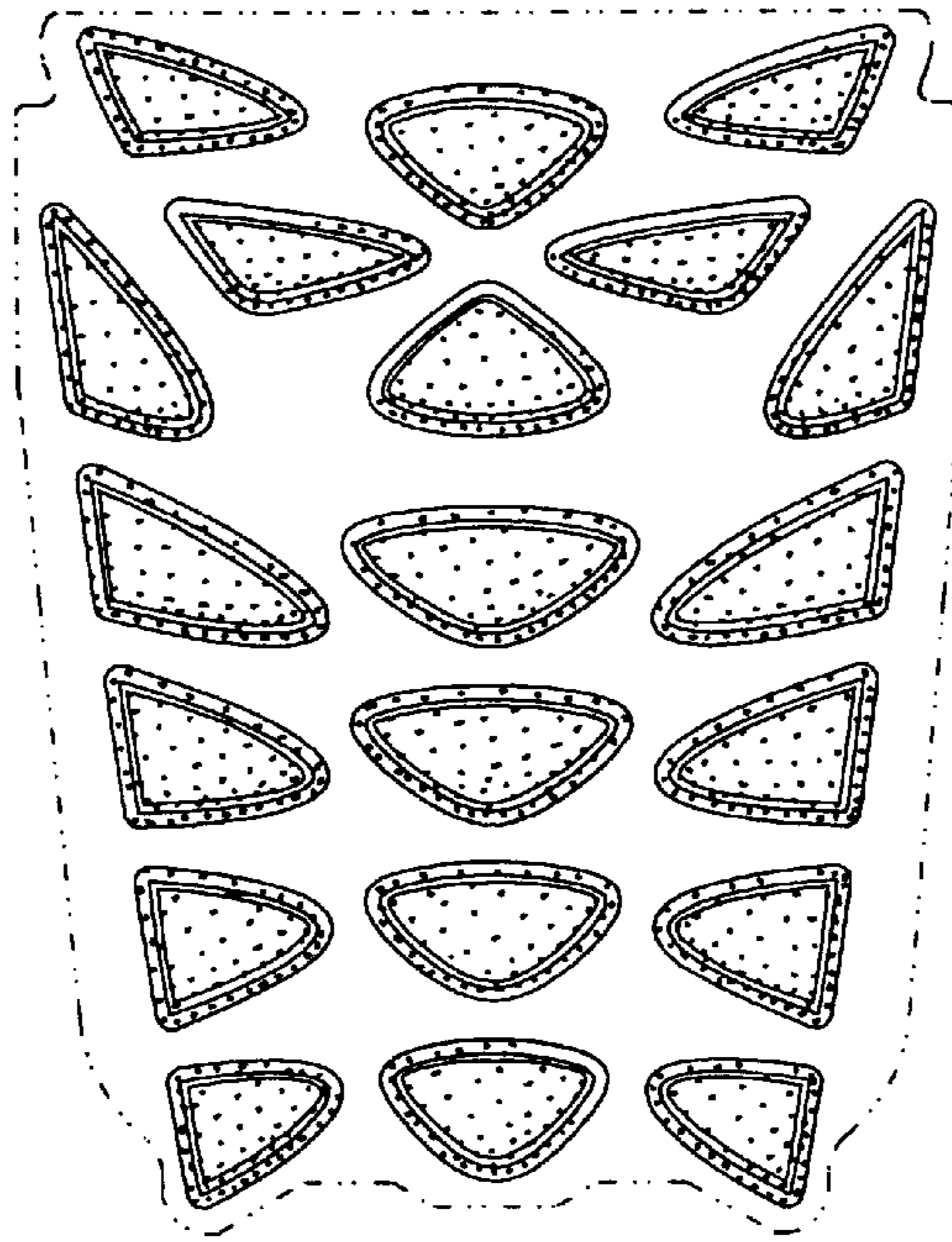


FIG. 1

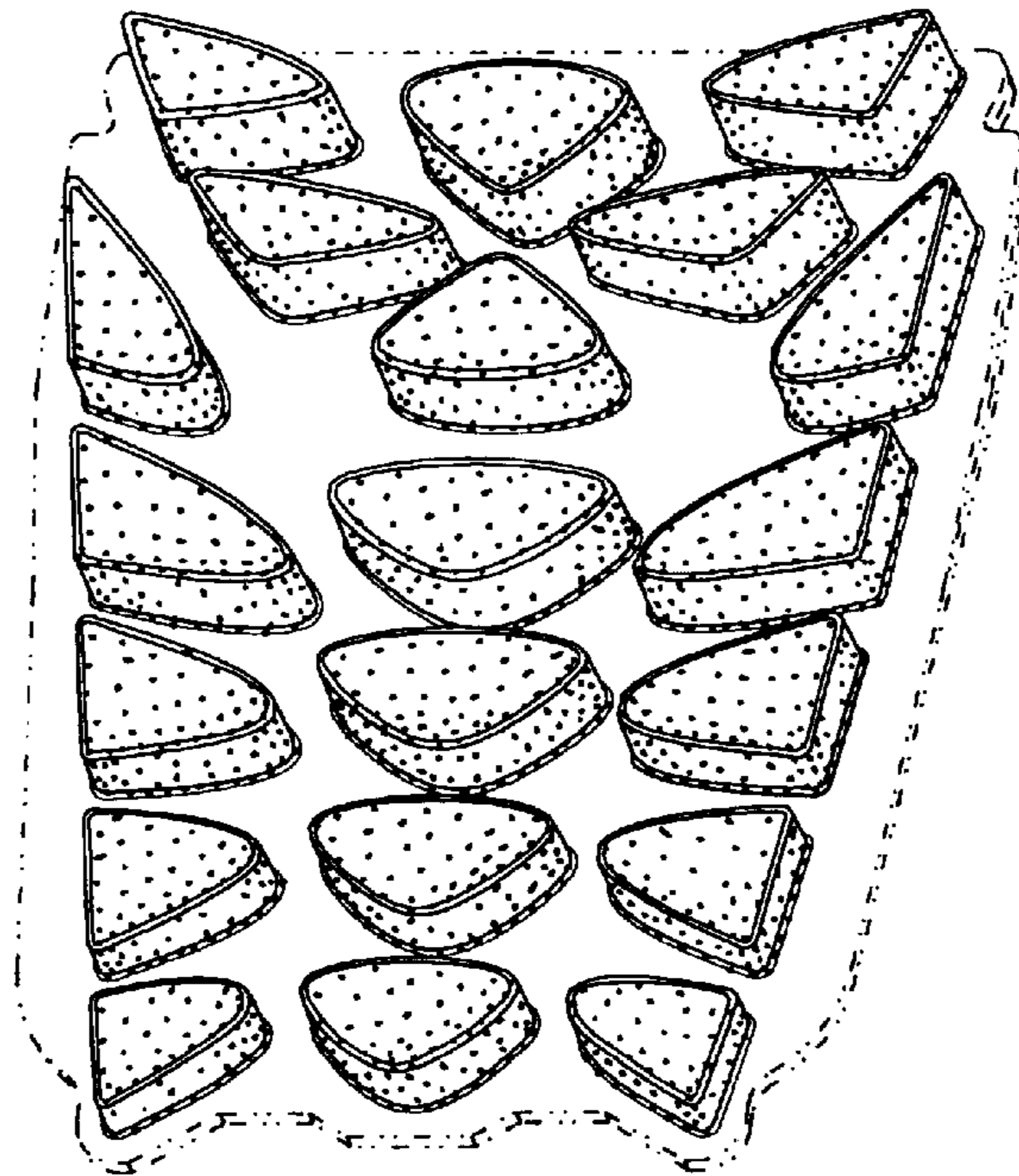


FIG. 2