



US00D474460S

(12) **United States Design Patent** (10) **Patent No.:** **US D474,460 S**  
**Lee et al.** (45) **Date of Patent:** **\*\* May 13, 2003**

(54) **KEY BUTTON ARRANGEMENT FOR A HANDSET**

(75) Inventors: **Kelley Ann Lee**, Pasadena, CA (US);  
**Andrew Julian Gartrell**, Woodland Hills, CA (US)

(73) Assignee: **Nokia Corporation**, Espoo (FI)

(\*\*) Term: **14 Years**

(21) Appl. No.: **29/156,739**

(22) Filed: **Mar. 5, 2002**

(51) **LOC (7) Cl.** ..... **14-03**

(52) **U.S. Cl.** ..... **D14/247**

(58) **Field of Search** ..... D14/137, 217,  
D14/138, 218, 147-148, 247-249, 144,  
455, 456, 341-347, 338-340, 399, 426,  
387, 396, 392, 398, 429, 453, 194, 391,  
400, 401, 257, 258, 265, 191; 379/433.01-433.13,  
434, 419, 420.01-420.04, 428.01-428.02,  
440, 368-370, 364; 455/550-575, 90; D13/168,  
171, 174; D18/2, 7, 12.2, 12.3; D21/331,  
333

D413,896 S \* 9/1999 Frye et al. .... D14/247  
D416,024 S \* 11/1999 Johansson et al. .... D14/247  
D420,677 S \* 2/2000 Kolinen ..... D14/247  
D421,020 S \* 2/2000 Curtis ..... D14/247  
D421,992 S \* 3/2000 Phillips et al. .... D14/247  
D423,515 S \* 4/2000 Phillips et al. .... D14/247  
D432,529 S \* 10/2000 Kolinen ..... D14/247  
D441,357 S \* 5/2001 Kolinen ..... D14/247  
D447,474 S \* 9/2001 Gartrell et al. .... D14/247  
D447,475 S \* 9/2001 Arbisi et al. .... D14/247  
D448,020 S \* 9/2001 Higashi et al. .... D14/247  
D451,502 S \* 12/2001 Vuolteenaho et al. .... D14/247  
D454,865 S \* 3/2002 Langford et al. .... D14/247  
D455,738 S \* 4/2002 Kolinen ..... D14/247  
D457,878 S \* 5/2002 Higashi ..... D14/247  
D461,182 S \* 8/2002 Ruohonen ..... D14/247

\* cited by examiner

*Primary Examiner*—Jeffrey Asch  
(74) *Attorney, Agent, or Firm*—Banner & Witcoff, Ltd.

(57) **CLAIM**

We claim the ornamental design for a key button arrangement for a handset, as shown and described.

**DESCRIPTION**

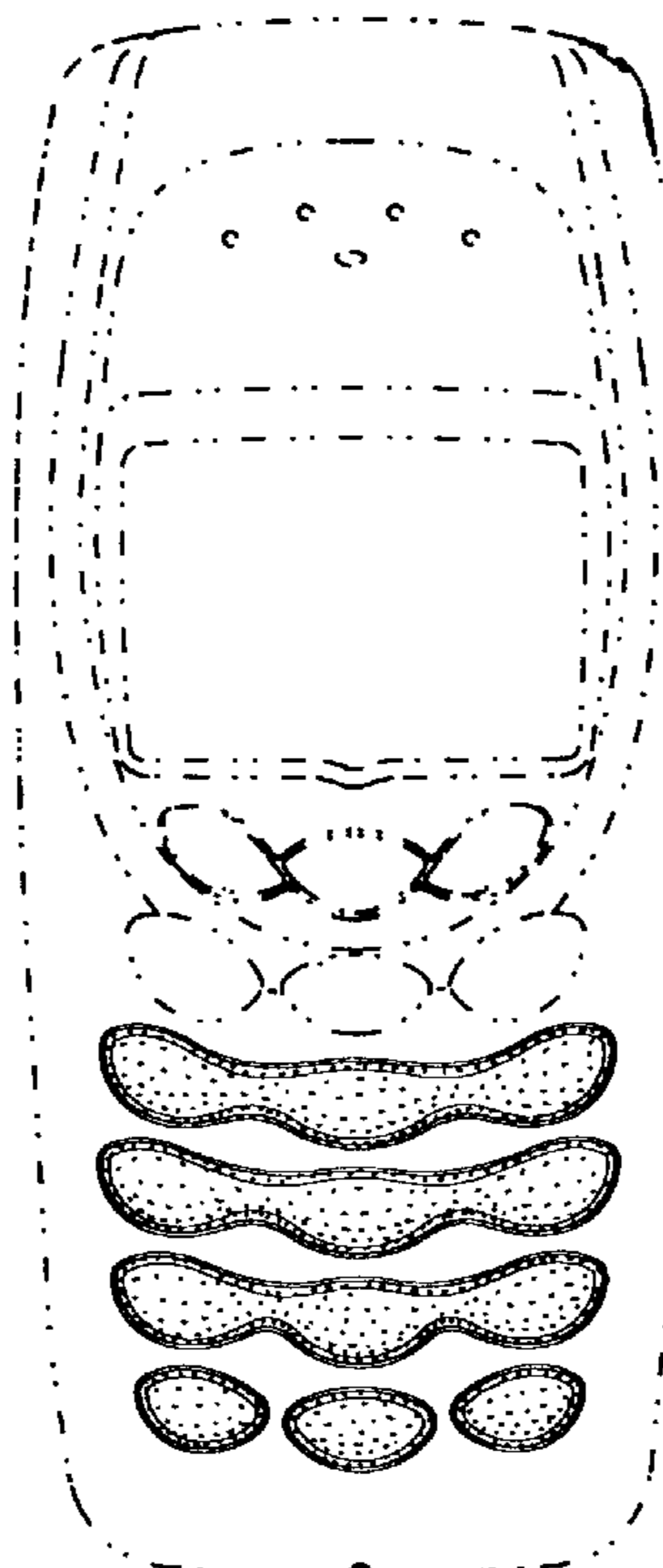
FIG. 1 is a front view of the key button arrangement for a handset; and,  
FIG. 2 is a perspective front view thereof.  
The broken line showing throughout the drawing views are for illustrative purposes only and form no part of the claimed design.

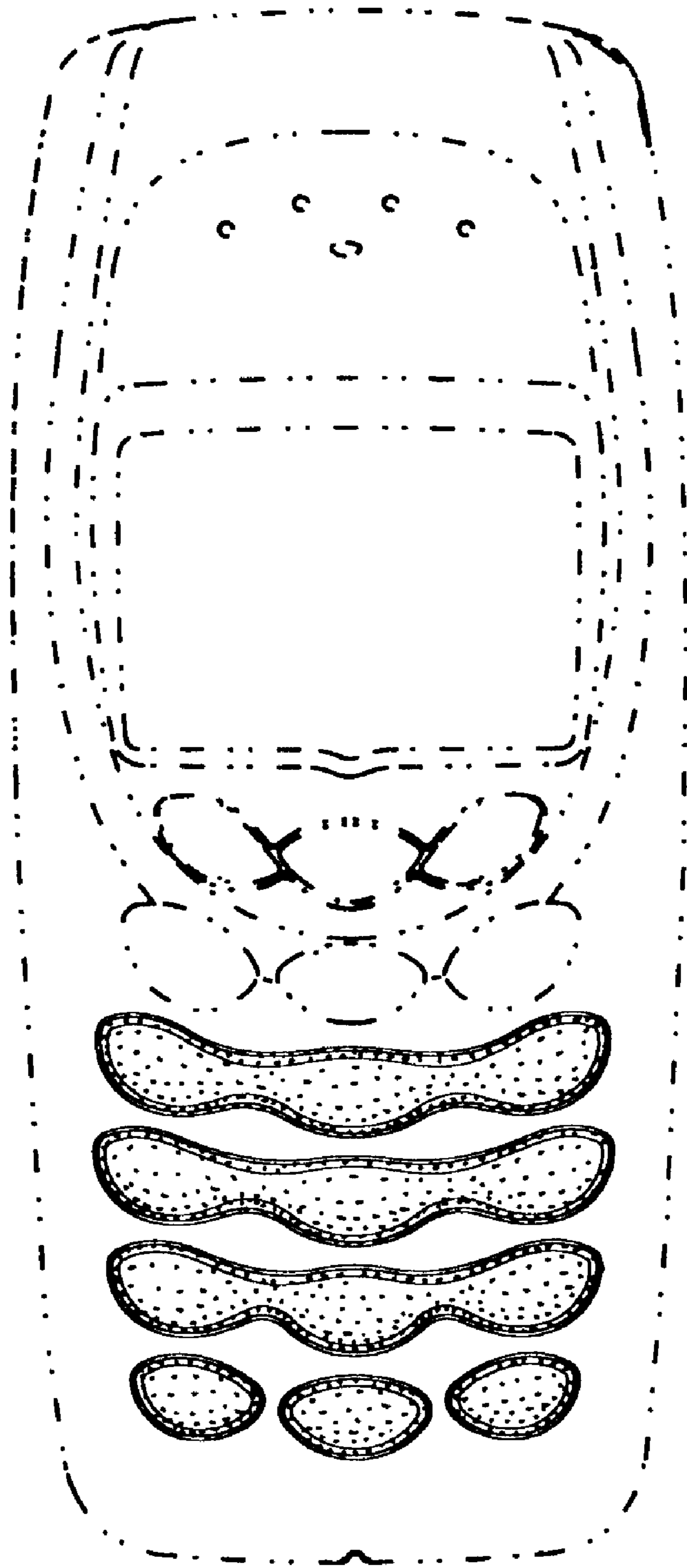
**1 Claim, 2 Drawing Sheets**

(56) **References Cited**

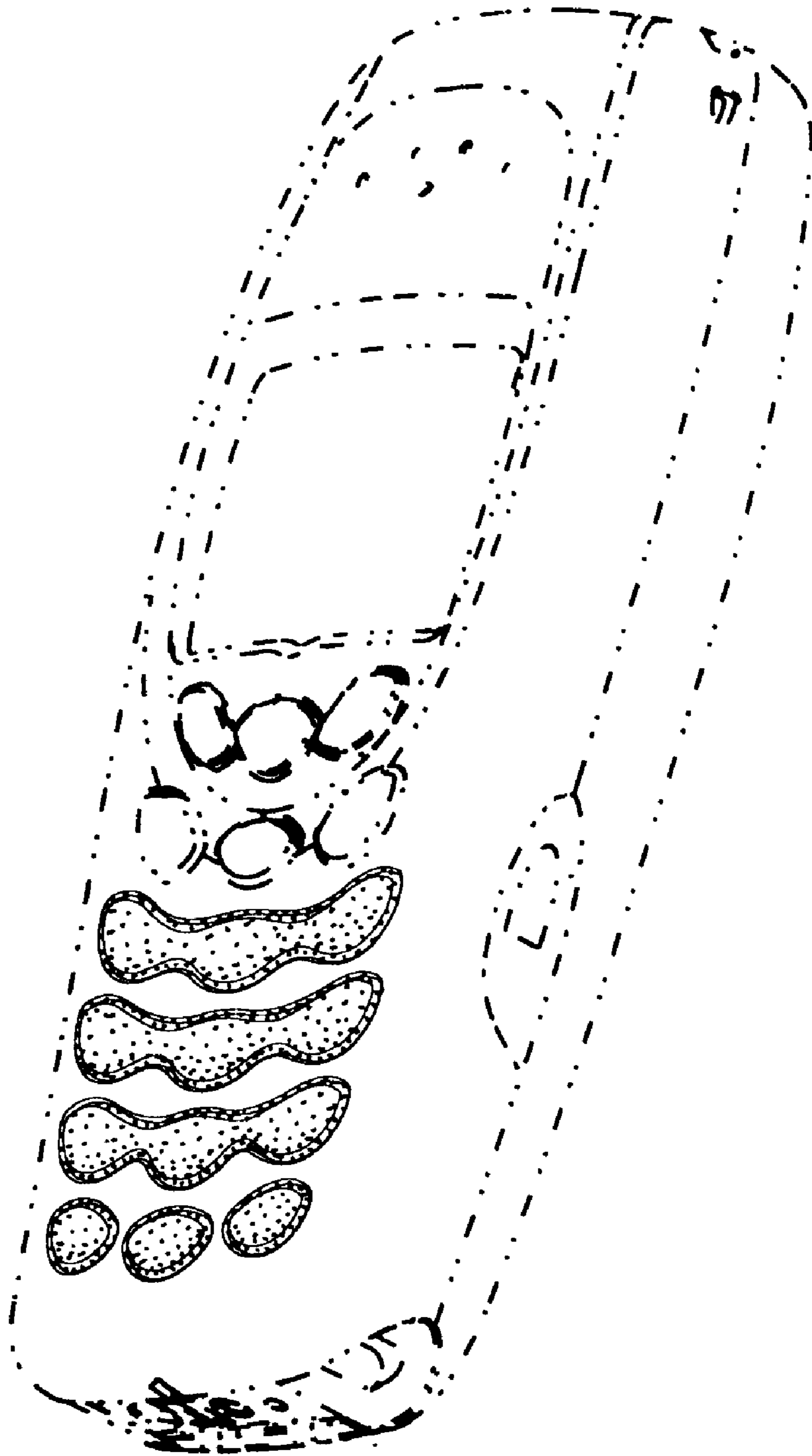
**U.S. PATENT DOCUMENTS**

D356,562 S \* 3/1995 Nuovo ..... D14/138  
D362,249 S \* 9/1995 Burstedt et al. .... D14/138  
D388,784 S \* 1/1998 Phillips et al. .... D14/138  
D396,230 S \* 7/1998 Phillips et al. .... D14/138  
D412,704 S \* 8/1999 Vuolteenaho et al. .... D14/138





**FIG.1**



**FIG.2**