



US00D474458S

(12) **United States Design Patent** (10) **Patent No.:** **US D474,458 S**
Buesseler et al. (45) **Date of Patent:** **** May 13, 2003**

(54) **CELLULAR TELEPHONE**

(75) Inventors: **Joshua R. Buesseler**, Mercer Island, WA (US); **William K. Ford**, Bothell, WA (US)

D377,792 S * 2/1997 Lindeman D14/148
 D383,756 S * 9/1997 Henderson et al. D14/191
 D392,639 S * 3/1998 Tamura et al. D14/191
 D393,855 S * 4/1998 Wicks D14/138
 D394,859 S * 6/1998 Nishii et al. D14/191
 D398,925 S * 9/1998 Wicks D14/138
 D409,577 S * 5/1999 Doppelt et al. D13/168

(73) Assignee: **Wildseed, Ltd.**, Kirkland, WA (US)

(**) Term: **14 Years**

* cited by examiner

(21) Appl. No.: **29/147,034**

(22) Filed: **Aug. 20, 2001**

Primary Examiner—Jeffrey Asch
 (74) *Attorney, Agent, or Firm*—Schwabe, Williamson & Wyatt, P.C.

(51) **LOC (7) Cl.** **14-03**

(52) **U.S. Cl.** **D14/247**

(58) **Field of Search** D14/137, 138, D14/218, 147-148, 247-249, 150, 144, 455, 456, 341-347, 338-340, 399, 426, 387, 191, 429, 453, 225-228, 439; 379/433.01-433.13, 434, 419, 420.01-420.04, 428.01-428.02, 440, 368-370; 455/550-575, 90; D13/168, 103; D18/2, 7, 12; D10/104, 106

(57) **CLAIM**

What is claimed is the ornamental design for a cellular telephone, as shown and described.

DESCRIPTION

FIG. 1 is an isometric perspective view of a cellular telephone, in accordance with one embodiment, which body is curve shaped and having control buttons shaped and disposed as illustrated;

FIG. 2 is a front elevational view thereof;

FIG. 3 is a top and left side elevational view thereof;

FIG. 4 is a right and bottom side elevational view thereof;

FIG. 5 is a left side view thereof; and,

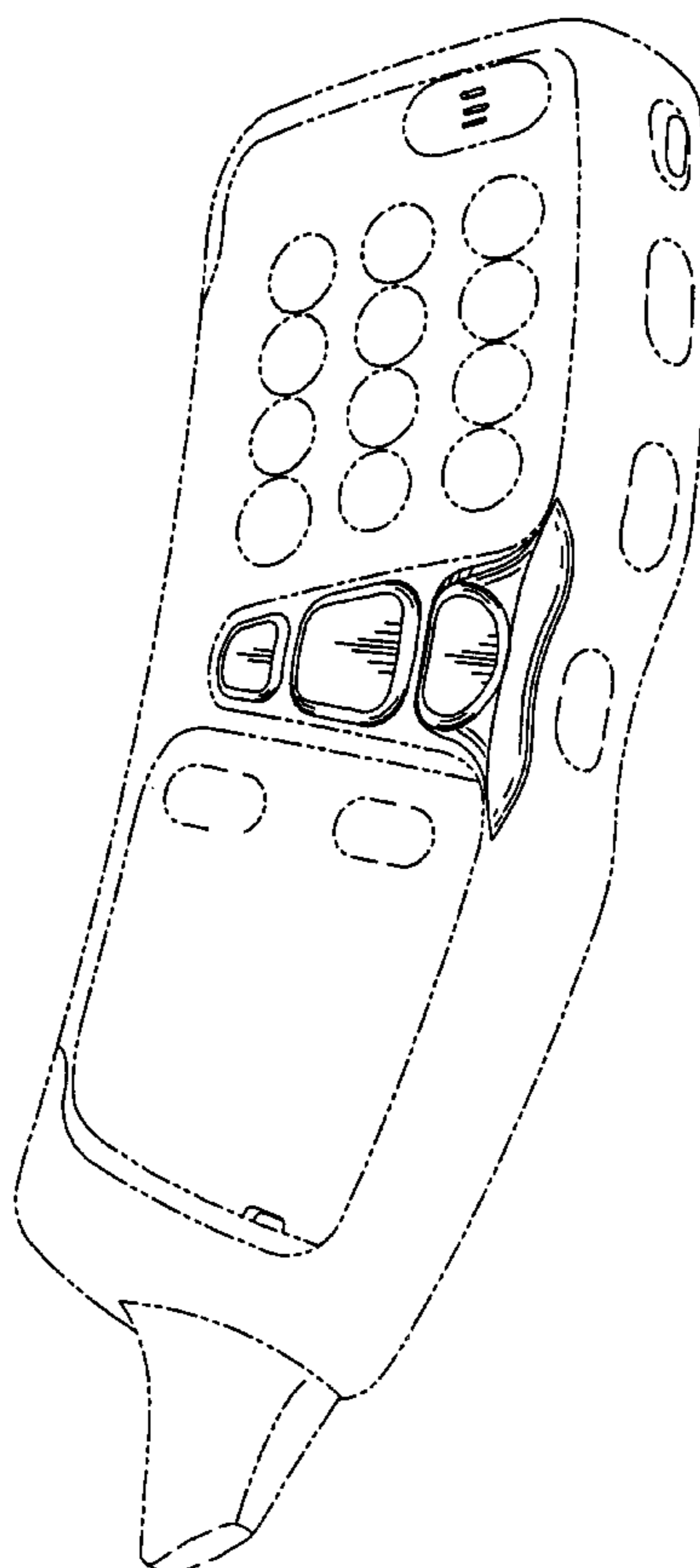
FIG. 6 is a right side view thereof.

(56) **References Cited**

U.S. PATENT DOCUMENTS

D343,173 S * 1/1994 Soren D14/148
 D359,048 S * 6/1995 Brandsma D14/191
 D370,672 S * 6/1996 Hughes D14/138
 D377,341 S * 1/1997 Imai et al. D14/343

1 Claim, 4 Drawing Sheets



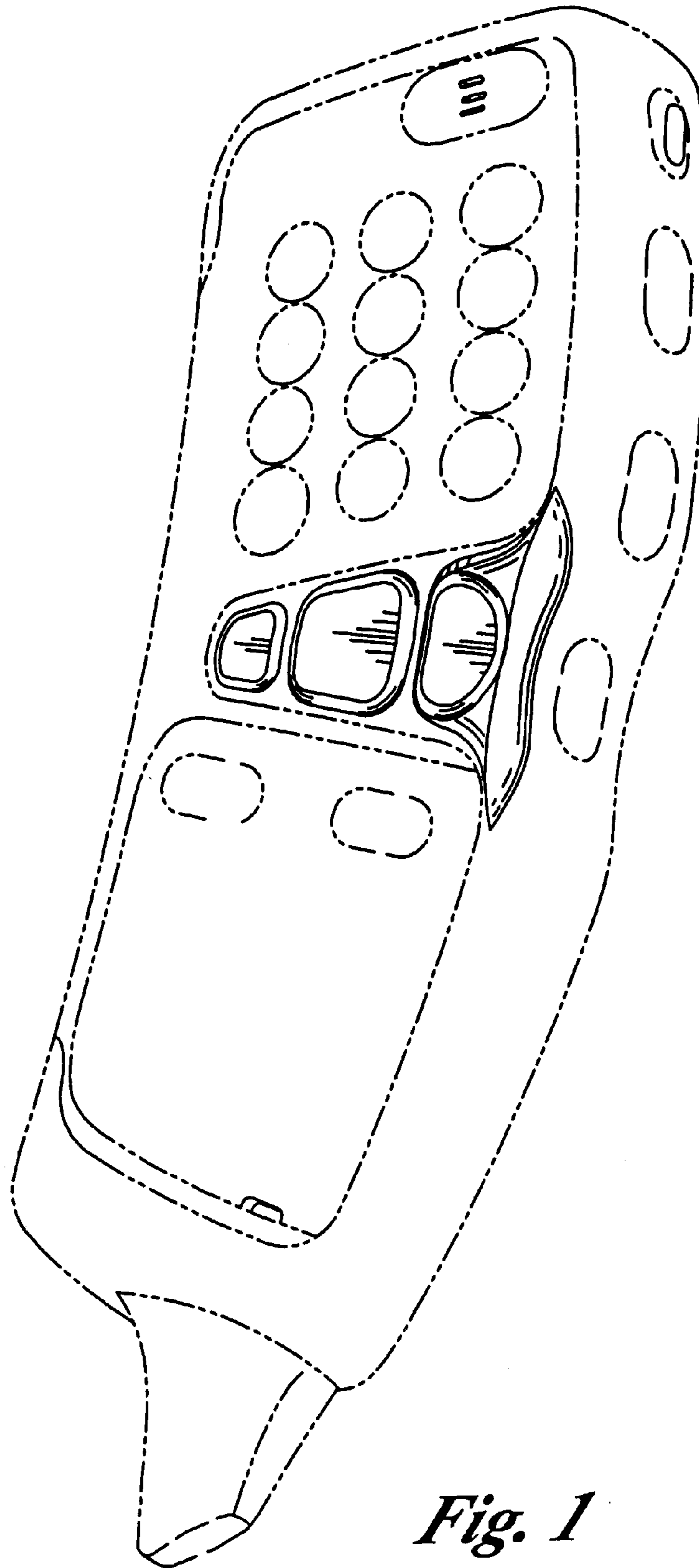


Fig. 1

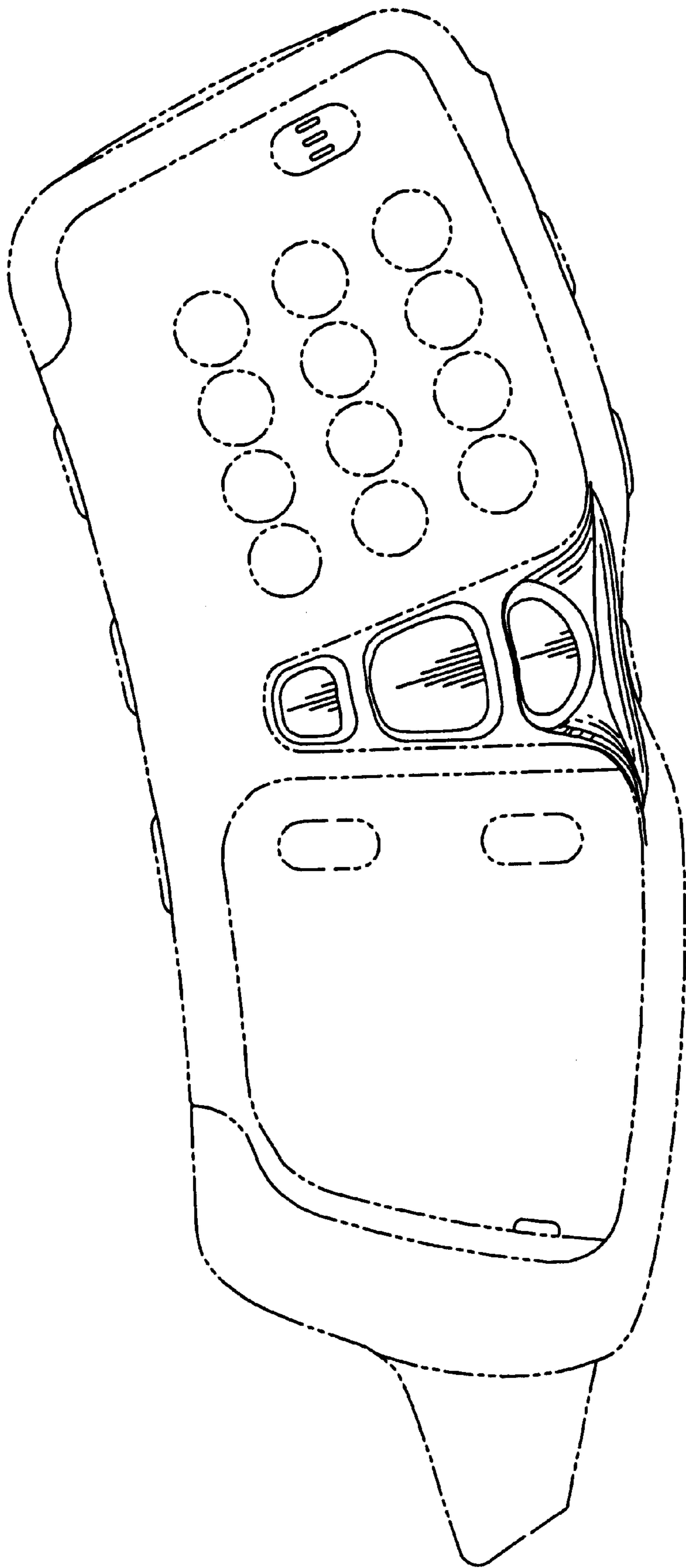


Fig. 2

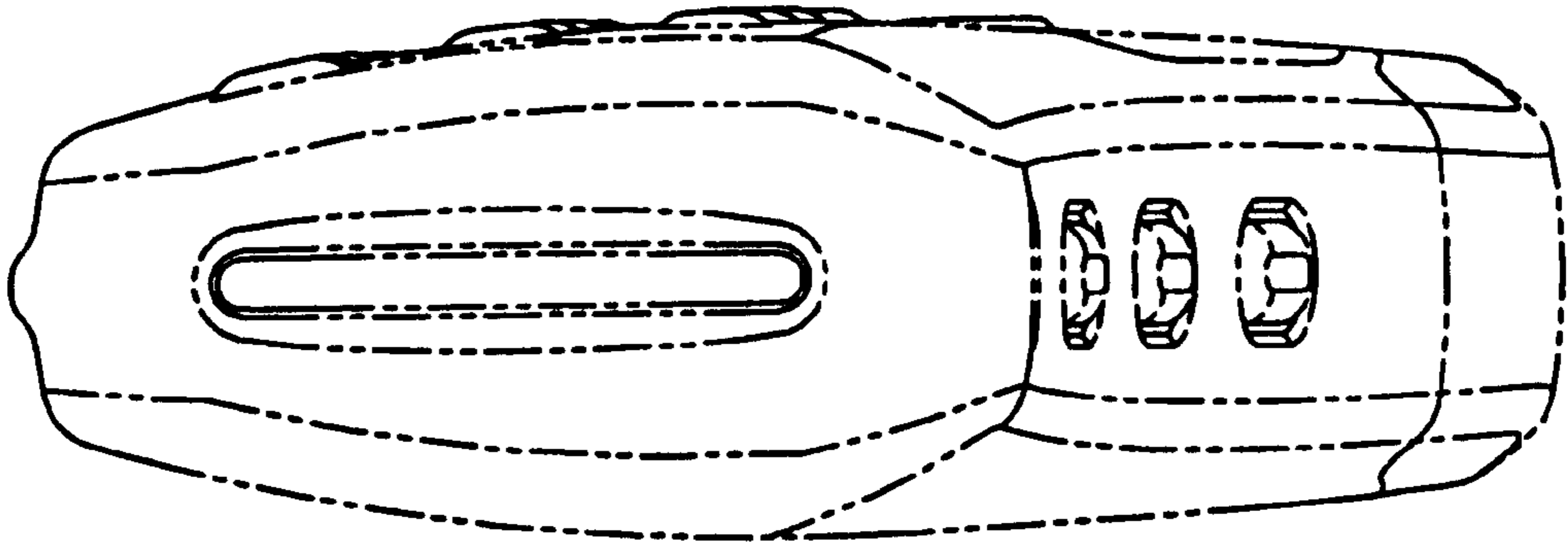


Fig. 3




Fig. 4

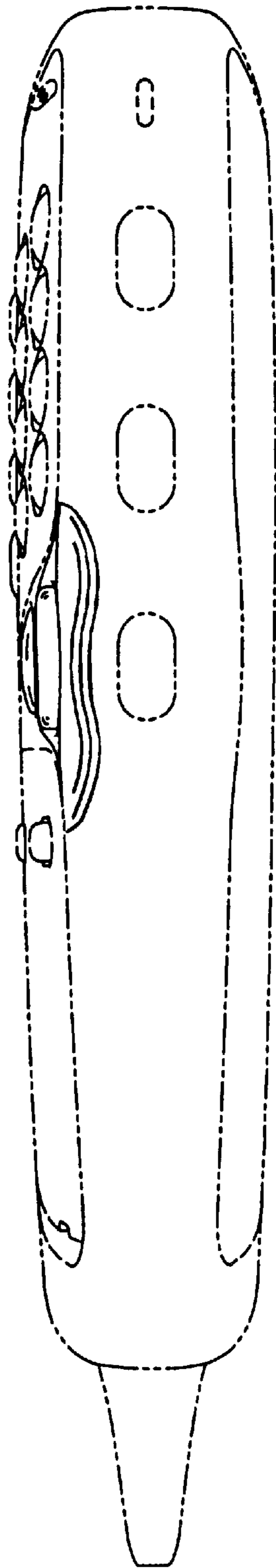


Fig. 5

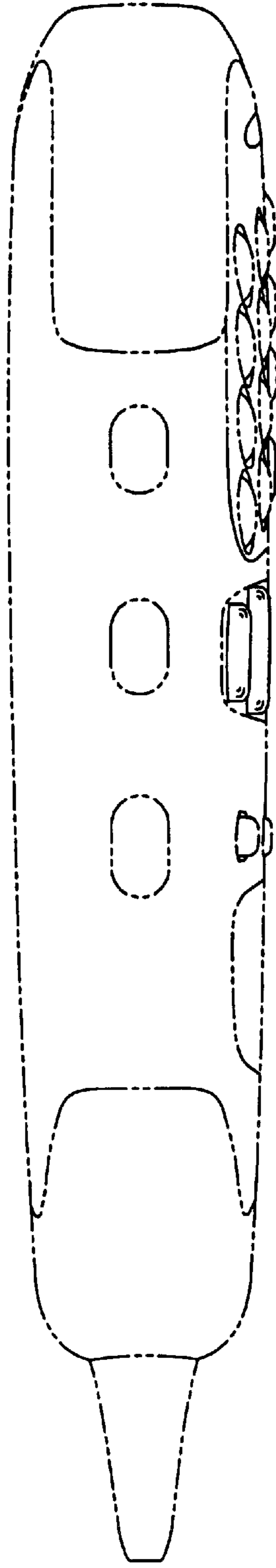


Fig. 6