



US00D474449S

(12) **United States Design Patent**  
**Rosander**

(10) **Patent No.:** **US D474,449 S**

(45) **Date of Patent:** **\*\* May 13, 2003**

(54) **PORT ISOLATOR**

(75) **Inventor:** **Tai Rosander, Pullman, WA (US)**

(73) **Assignee:** **Schweitzer Engineering Laboratories, Inc., Pullman, WA (US)**

(\*\*) **Term:** **14 Years**

(21) **Appl. No.:** **29/161,478**

(22) **Filed:** **May 29, 2002**

(51) **LOC (7) Cl.** ..... **13-03**

(52) **U.S. Cl.** ..... **D13/147**

(58) **Field of Search** ..... D13/147; 439/620,  
439/638, 654, 752

(56) **References Cited**

**U.S. PATENT DOCUMENTS**

4,236,779 A	*	12/1980	Tang	.....	439/638 X
D269,673 S	*	7/1983	Johansson et al.	.....	D13/147
4,592,614 A	*	6/1986	Myers, Jr.	.....	439/654 X
4,781,625 A	*	11/1988	Yang	.....	439/654
4,862,311 A	*	8/1989	Rust et al.	.....	439/620 X

D333,460 S	*	2/1993	Huang	.....	D13/147
5,242,319 A	*	9/1993	Ju	.....	439/752
5,430,618 A	*	7/1995	Huang	.....	D13/147 X
D363,918 S	*	11/1995	Buongervino et al.	.....	D13/147
5,562,499 A	*	10/1996	Minich	.....	439/620
D388,768 S	*	1/1998	Cheng	.....	D13/147

\* cited by examiner

*Primary Examiner*—Joel Sincavage

(74) *Attorney, Agent, or Firm*—Jensen & Puntigam P.S.

(57) **CLAIM**

The ornamental design for a port isolator, as shown and described.

**DESCRIPTION**

FIG. 1 is a isometric view of a port isolator showing a new design;  
FIG. 2 is a front elevational view thereof;  
FIG. 3 is a right side elevational view thereof;  
FIG. 4 is a rear elevational view thereof; and,  
FIG. 5 is a bottom side elevational view thereof.

**1 Claim, 1 Drawing Sheet**

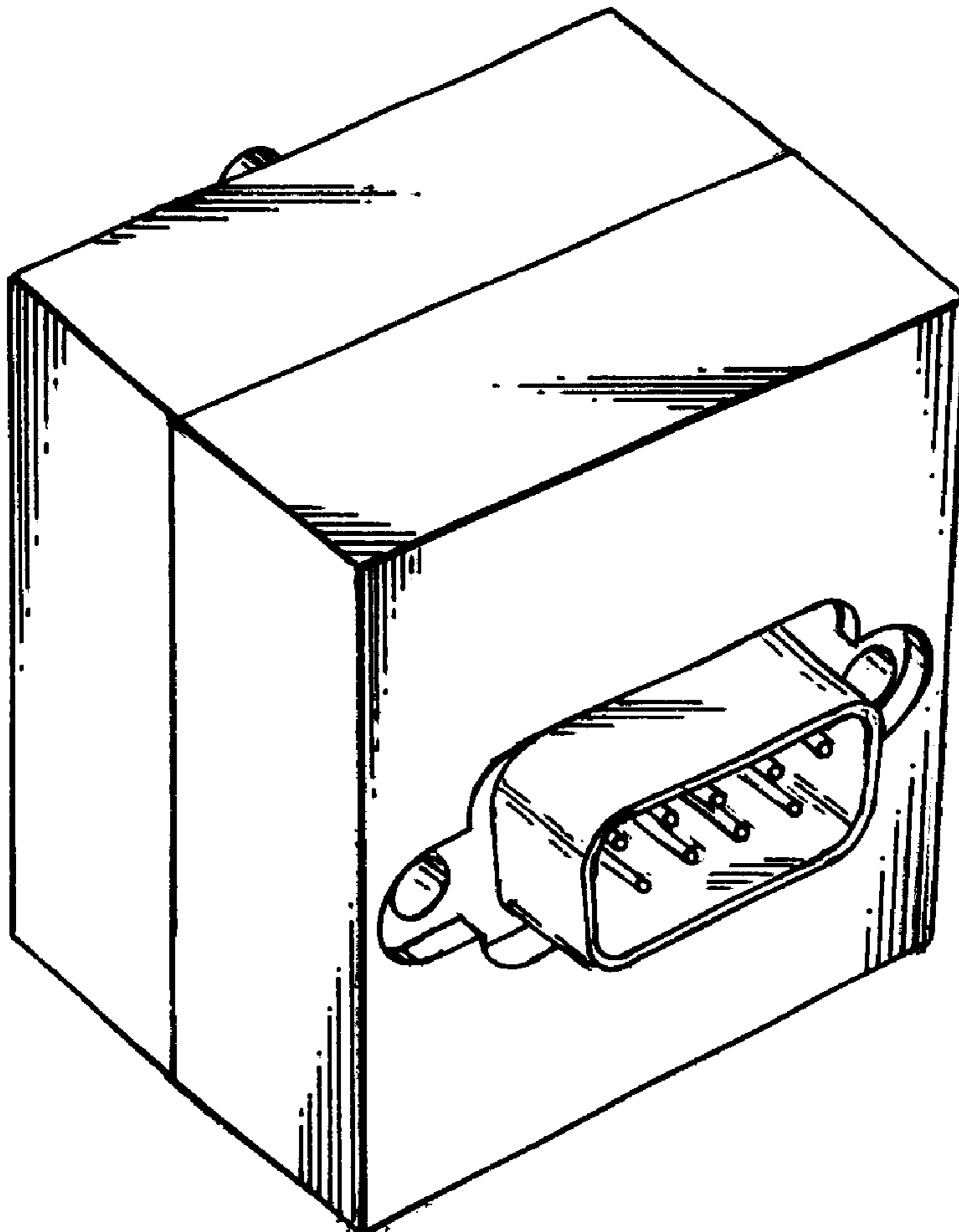


FIG. 1

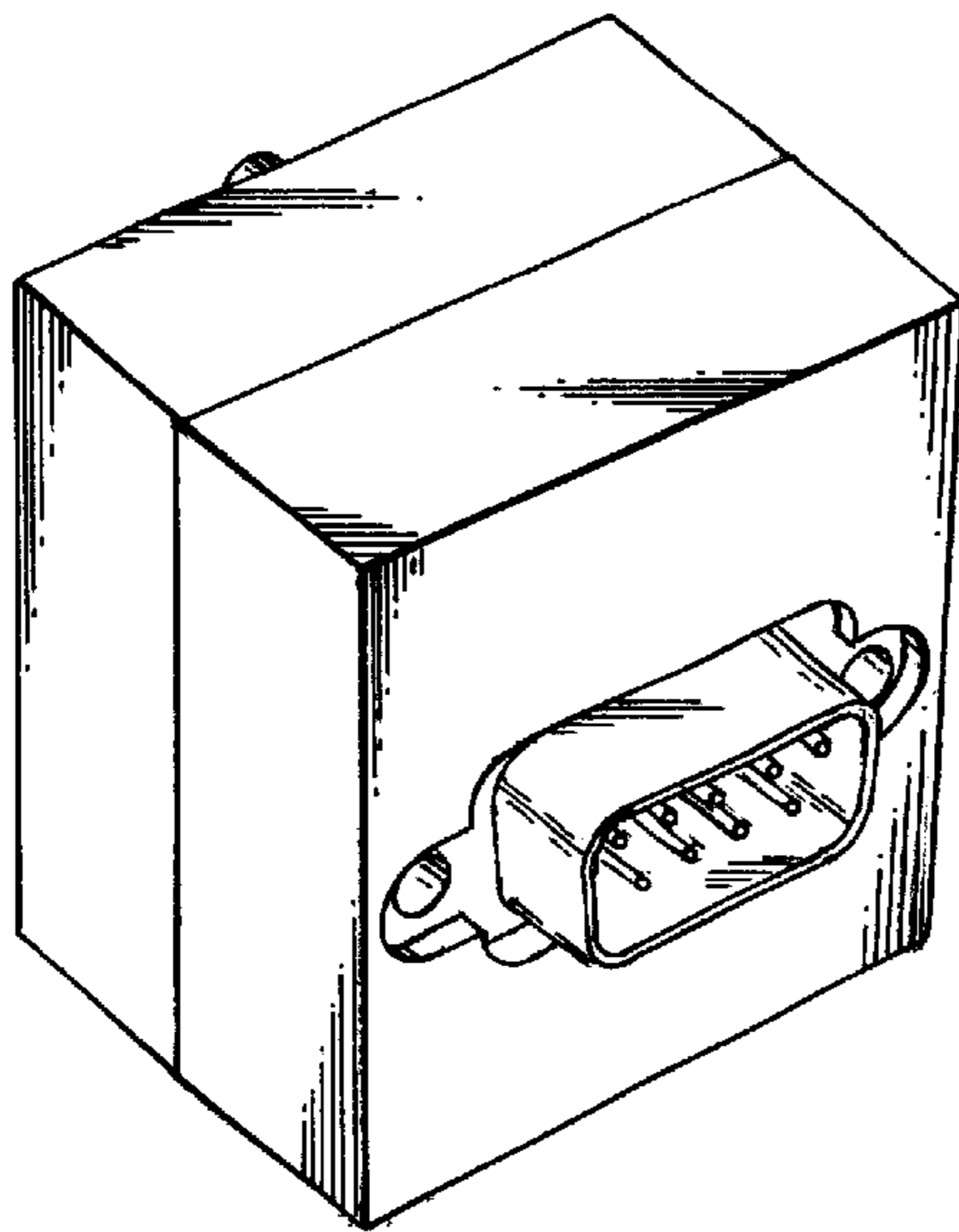


FIG. 2

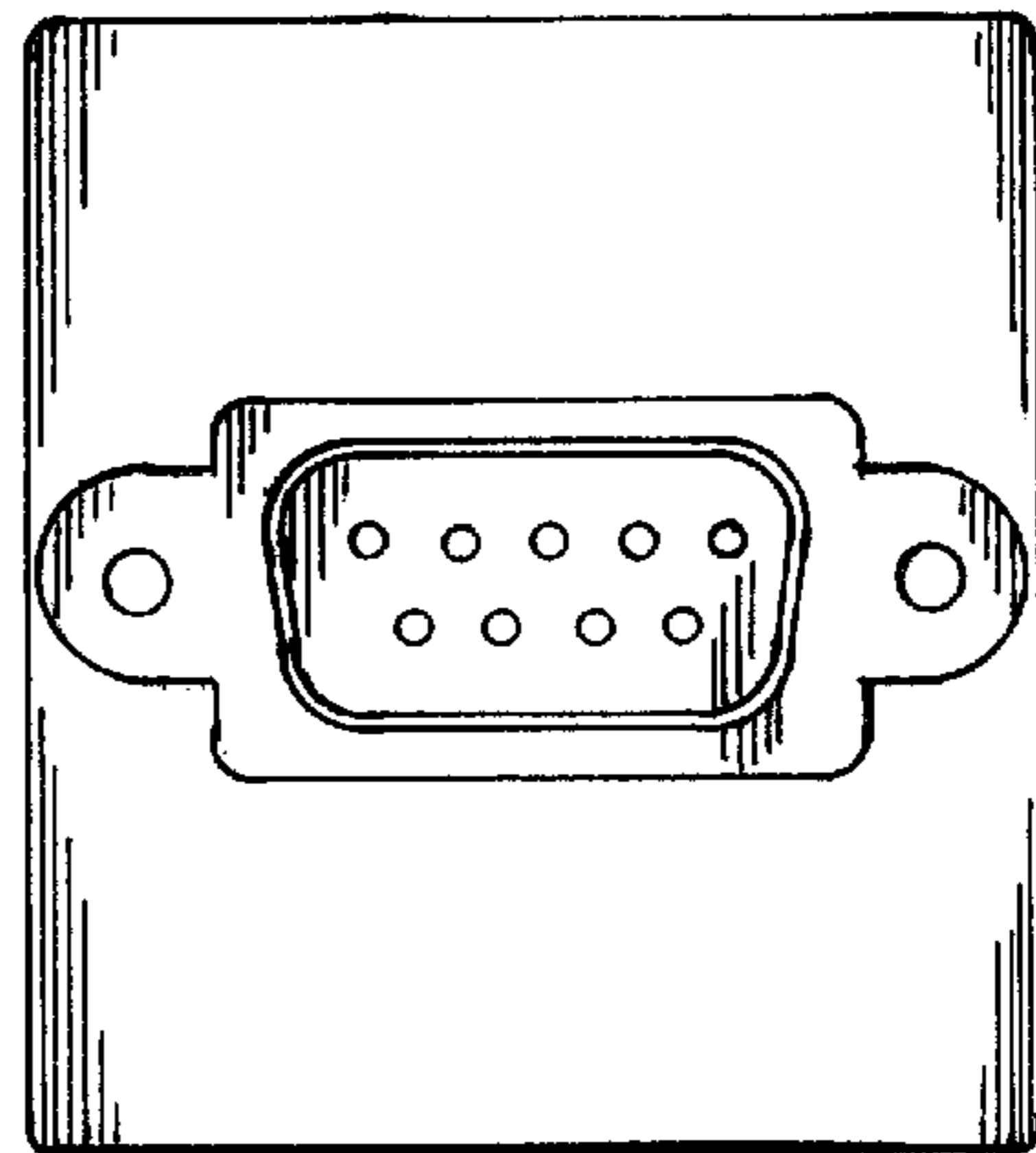


FIG. 3

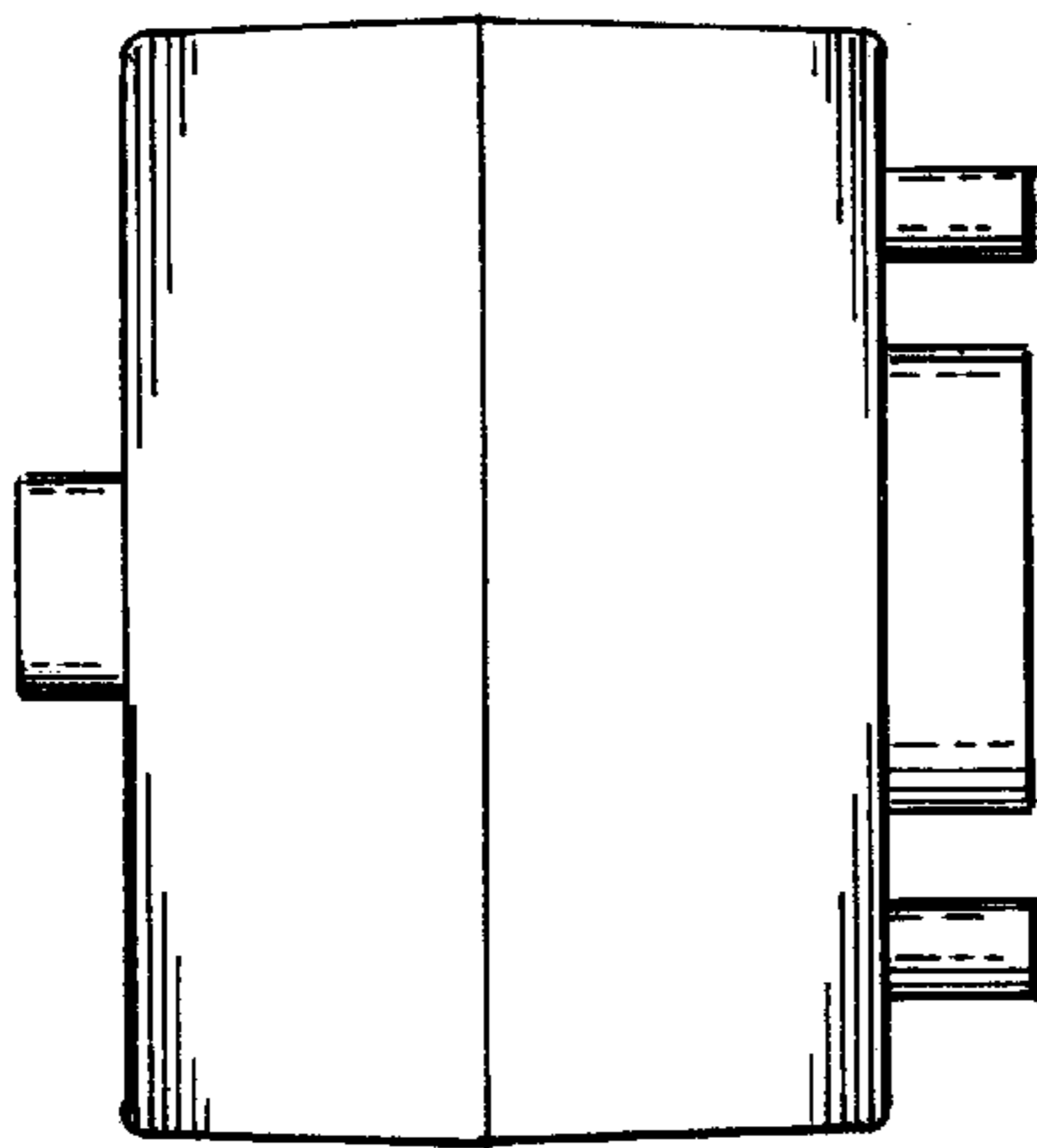


FIG. 4

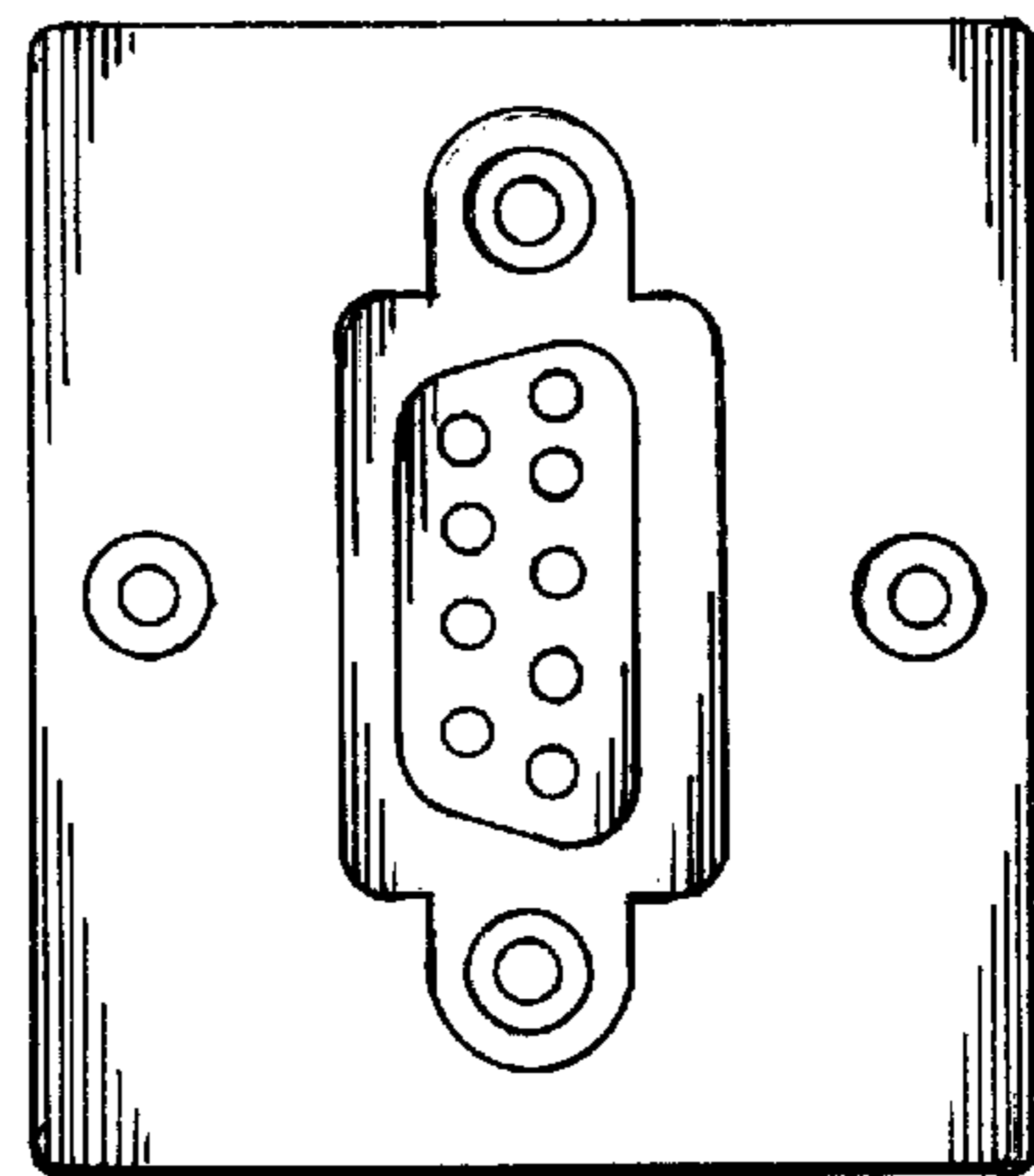


FIG. 5

