



US00D474443S

(12) **United States Design Patent**  
**Masaki**

(10) **Patent No.:** **US D474,443 S**

(45) **Date of Patent:** **\*\* May 13, 2003**

(54) **AUTOMOBILE TIRE**

(75) **Inventor:** **Takeo Masaki**, Kanagawa (JP)

(73) **Assignee:** **The Yokohama Rubber Co., Ltd.**,  
Tokyo (JP)

(\*\*) **Term:** **14 Years**

(21) **Appl. No.:** **29/165,696**

(22) **Filed:** **Aug. 16, 2002**

(30) **Foreign Application Priority Data**

Mar. 25, 2002 (JP) ..... 2002-007677

(51) **LOC (7) Cl.** ..... **12-15**

(52) **U.S. Cl.** ..... **D12/566**

(58) **Field of Search** ..... D12/544, 545,  
D12/547, 549, 550, 551, 552, 553, 555,  
556, 558, 559, 560, 564, 566, 580, 585,  
586, 596, 600, 602; 152/209.1, 209.9, 209.11,  
209.12, 209.13, 209.26, 209.28

(56) **References Cited**

**U.S. PATENT DOCUMENTS**

D284,364 S \* 6/1986 Nakanishi et al. .... D12/565  
D381,301 S \* 7/1997 Lo ..... D12/567  
D448,708 S \* 10/2001 Shinoda et al. .... D12/544

**OTHER PUBLICATIONS**

Firestone Super Ground Grip Tire, 2000 Tread Design Guide, Jan. 2000, p. 162. 2/3.\*

\* cited by examiner

*Primary Examiner*—Robert M. Spear

(74) *Attorney, Agent, or Firm*—Rader, Fishman & Grauer PLLC

(57) **CLAIM**

The ornamental design for an automobile tire, as shown and described.

**DESCRIPTION**

FIG. 1 is a front view of an automobile tire, showing the new design, the top plan view and the bottom plan view appearing the same as the front view;

FIG. 2 is a rear view of the automobile tire;

FIG. 3 is a right side view of the automobile tire;

FIG. 4 is a left side view of the automobile tire;

FIG. 5 is a fragmentary front view, showing in enlargement the portion of lines 5—5 in FIG. 1; and,

FIG. 6 is a cross sectional view taken on line 6—6 in FIG. 5.

**1 Claim, 1 Drawing Sheet**

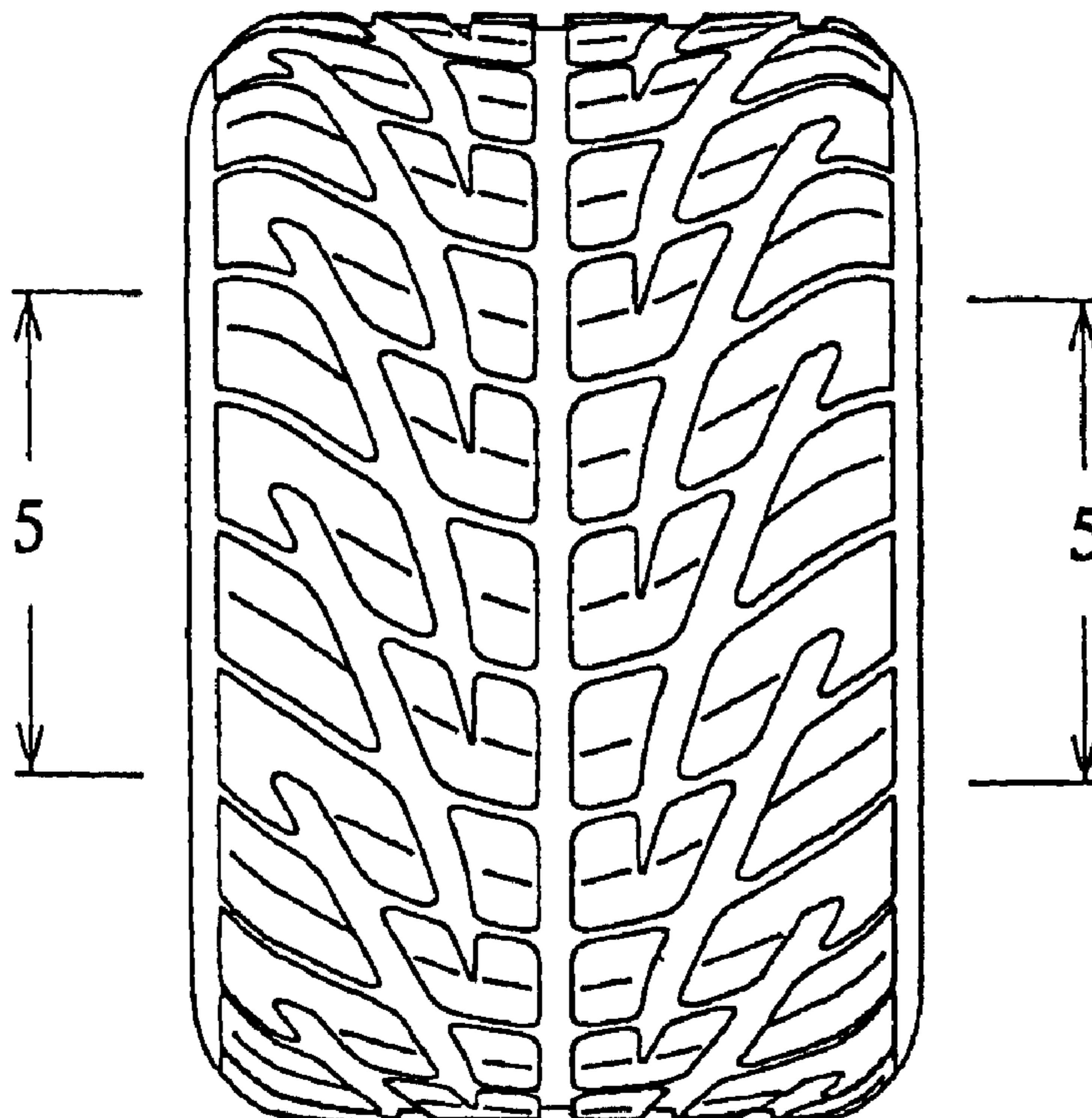


FIG. 1

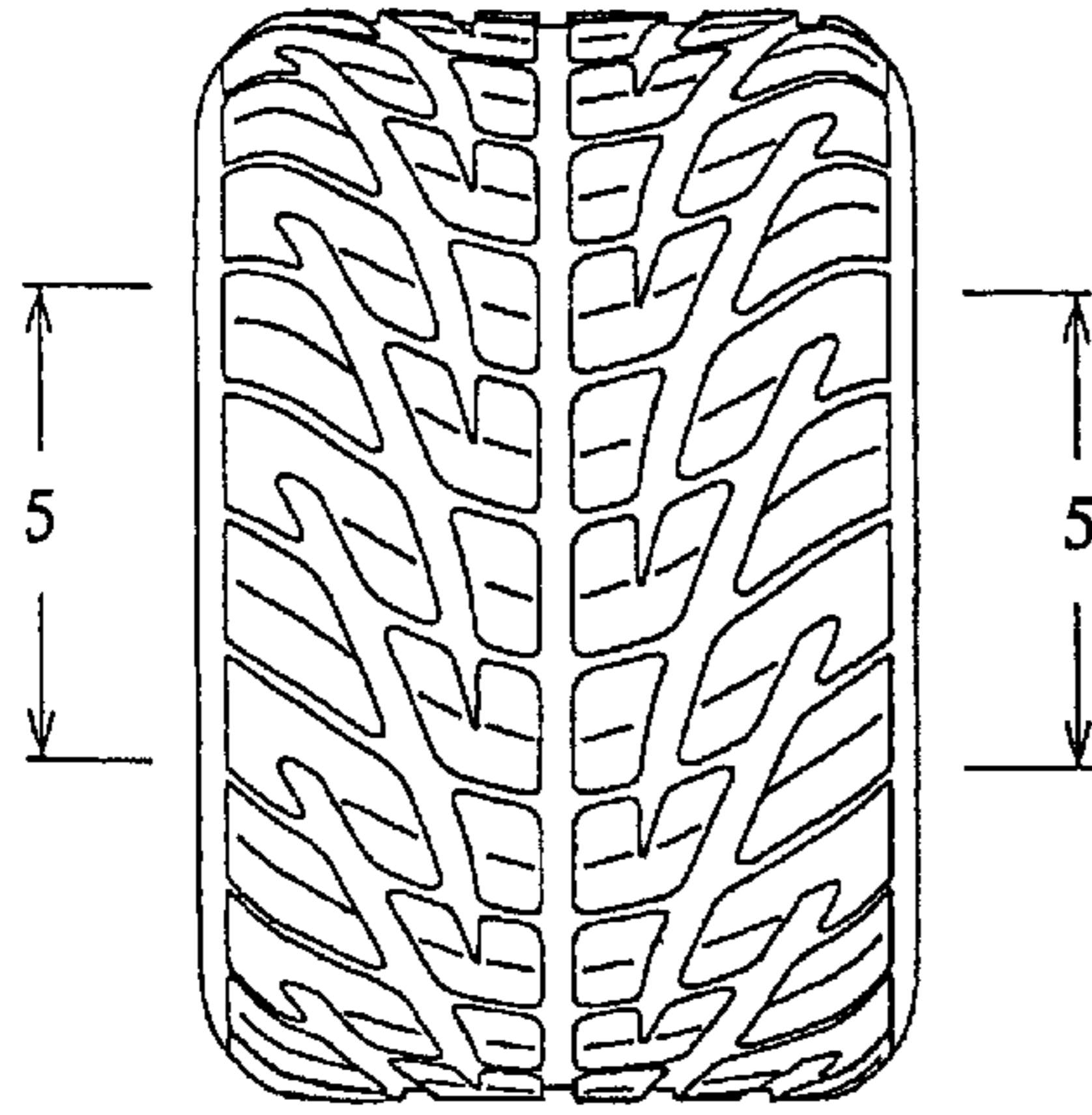


FIG. 3

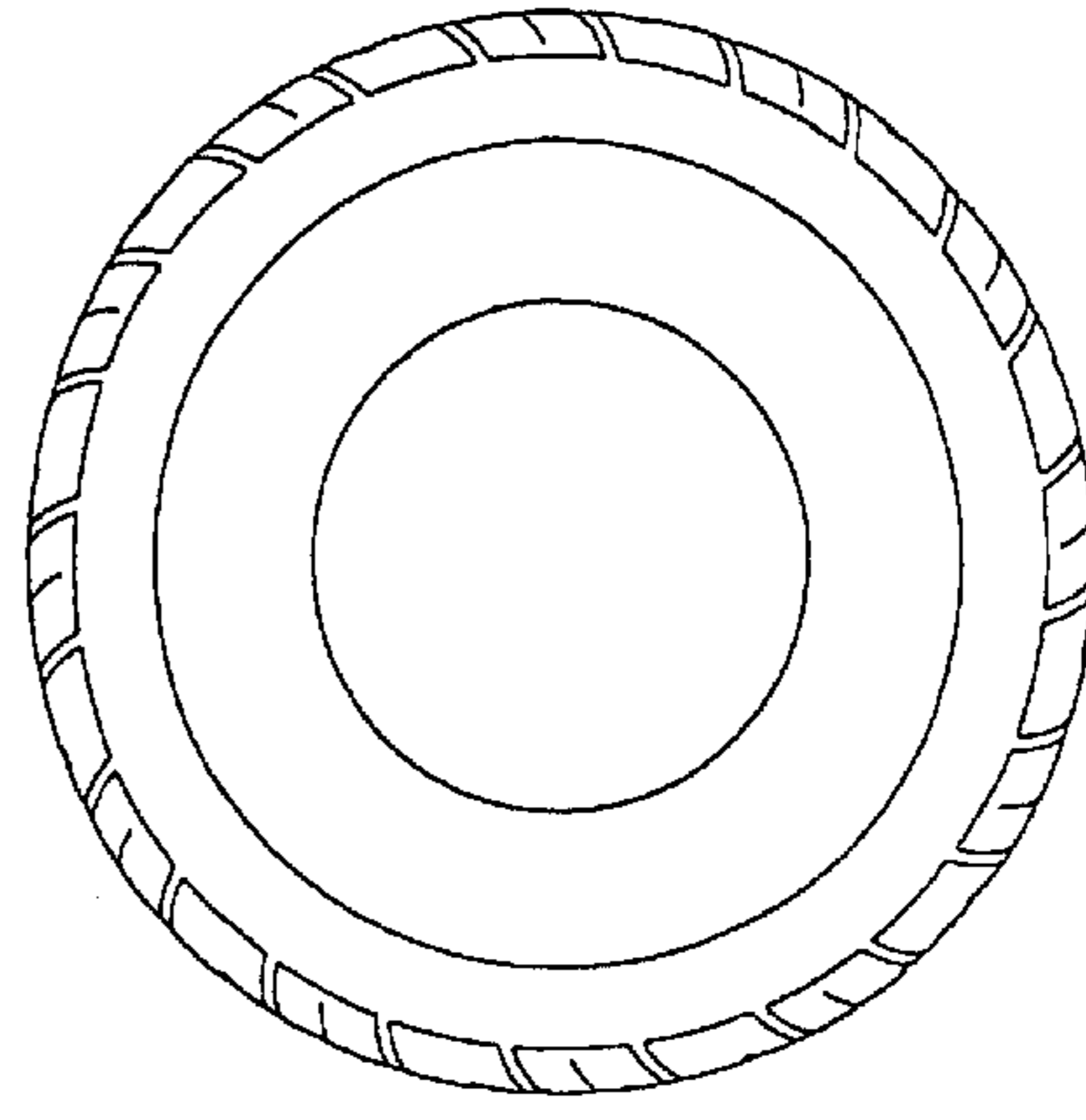


FIG. 2




FIG. 4

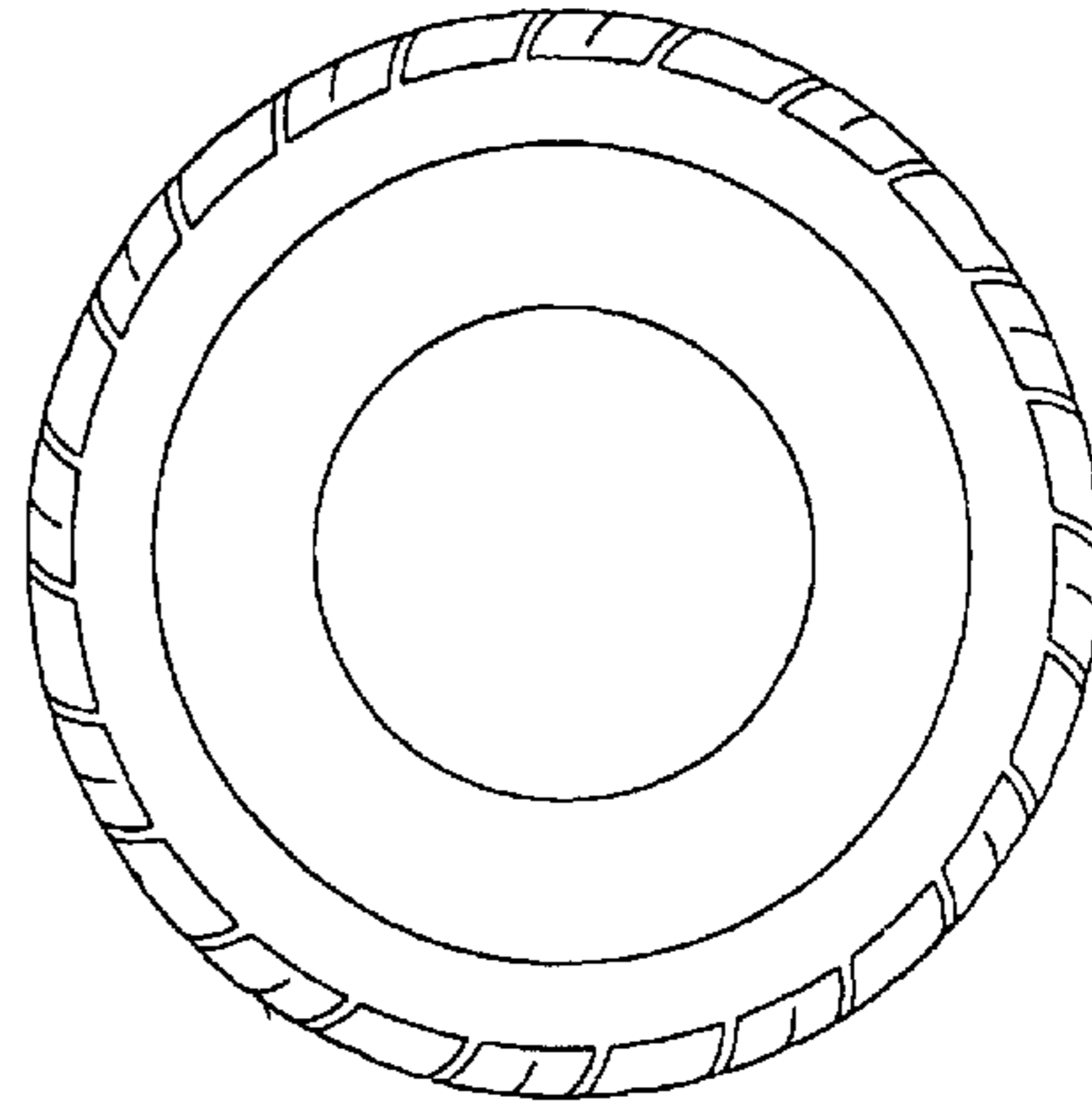


FIG. 5




FIG. 6

