



US00D474438S

(12) **United States Design Patent**
Gamble et al.

(10) **Patent No.:** **US D474,438 S**

(45) **Date of Patent:** **** May 13, 2003**

(54) **VEHICLE RIM WITH DOLLAR SIGNS, CRESCENTS, AND DISC**

(76) Inventors: **Corey Gamble**, 1601 Northridge Ct., Clarksville, TN (US) 37042; **Jemont Gamble**, 1601 Northridge Ct., Clarksville, TN (US) 37042

(**) Term: **14 Years**

(21) Appl. No.: **29/168,824**

(22) Filed: **Oct. 10, 2002**

(51) **LOC (7) Cl.** **12-16**

(52) **U.S. Cl.** **D12/209**

(58) **Field of Search** D12/204-211;
301/37.101, 64.101, 65

(56) **References Cited**

U.S. PATENT DOCUMENTS

D49,521 S	*	8/1916	Kunst	D12/209
D210,397 S	*	3/1968	Edwards	D12/209
D227,453 S	*	6/1973	Phillippe	D12/211
D239,267 S	*	3/1976	Harty	D12/209
D256,795 S	*	9/1980	Blanchard	D12/209
D256,910 S	*	9/1980	Patch	D12/209
D393,240 S	*	4/1998	Escobedo	D12/213

D397,663 S	*	9/1998	Chrysanto	D12/209
D418,793 S	*	1/2000	Donikoglu	D12/209
D418,796 S	*	1/2000	Flueckiger	D12/209
D425,848 S	*	5/2000	Hu	D12/209
D442,533 S	*	5/2001	Hodges	D12/209
D453,724 S	*	2/2002	Hodges	D12/209

* cited by examiner

Primary Examiner—Stacia Cadmus

(57) **CLAIM**

The ornamental design for a vehicle rim with dollar signs, crescents, and disc, as shown and described.

DESCRIPTION

FIG. 1 is a front perspective view of a vehicle rim with dollar signs, crescents, and disc showing our new design;

FIG. 2 is a front elevation view thereof;

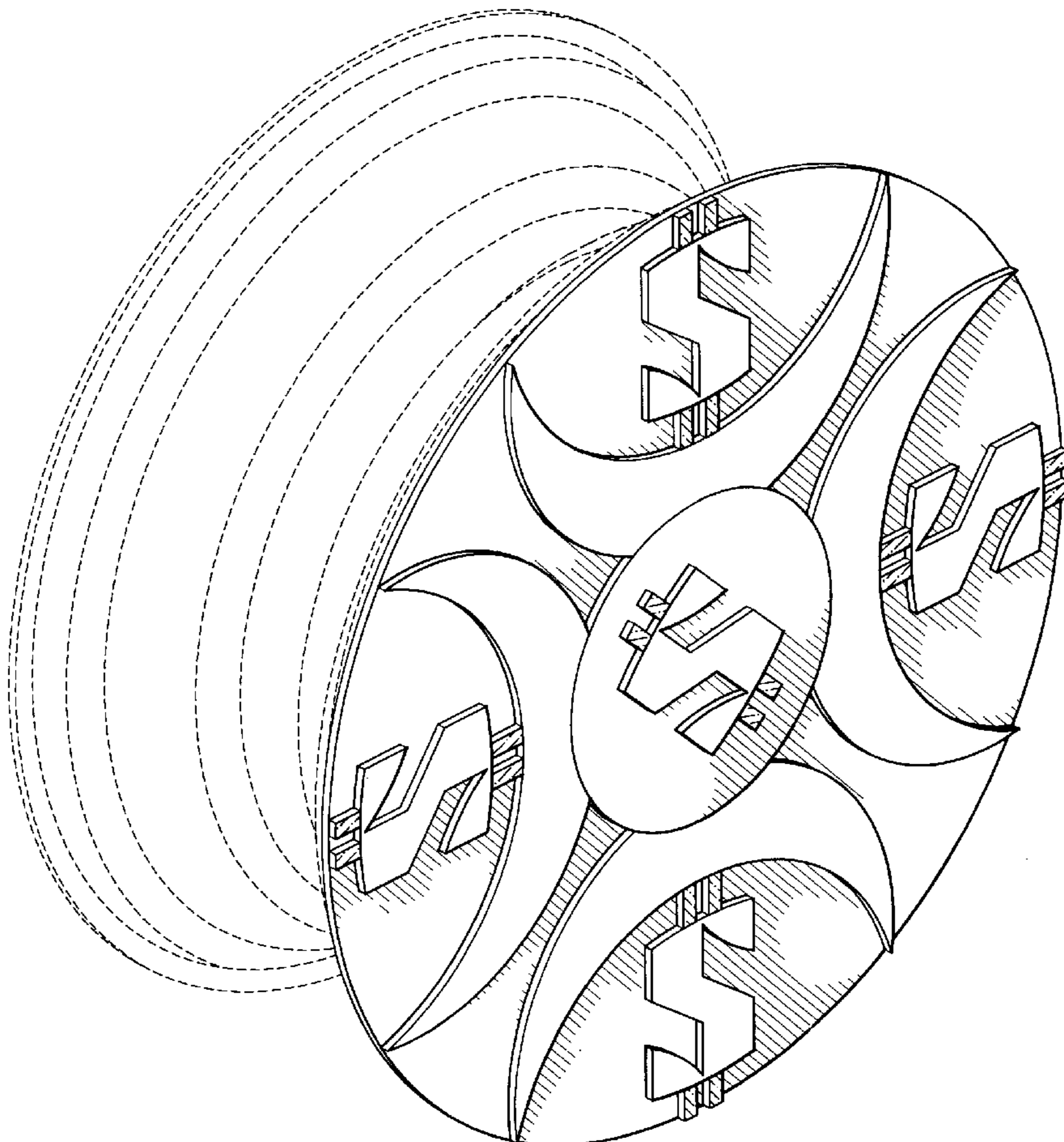
FIG. 3 is a left elevation view thereof; and,

FIG. 4 is a right elevation view thereof.

The broken lines of environmental structure in FIG. 1, FIG. 3, and FIG. 4 of the drawings are for illustrative purposes only and form no part of the claimed design.

A rear elevation view of the vehicle rim has been omitted because this view is plain and unornamented.

1 Claim, 3 Drawing Sheets



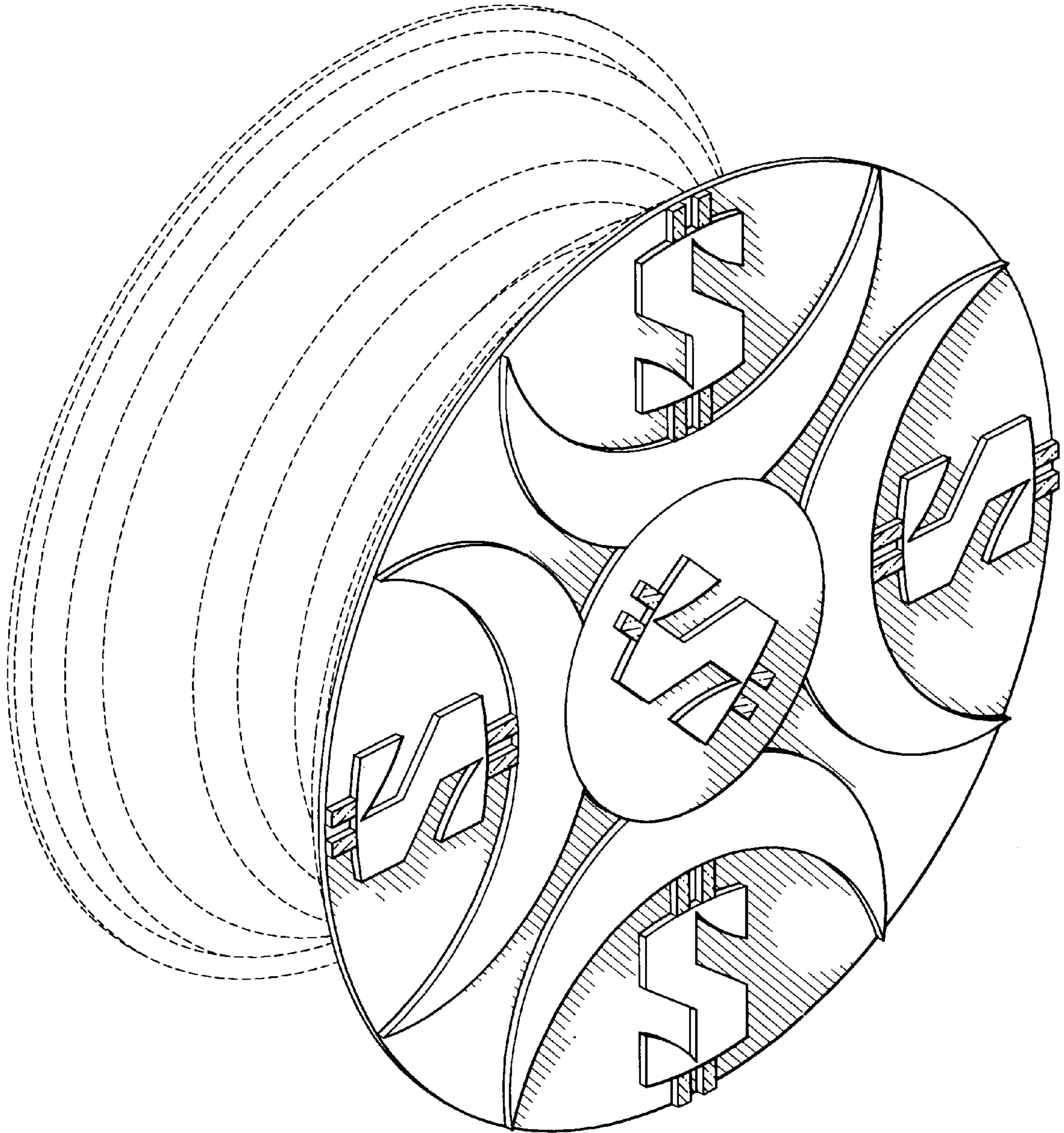


FIG. 1

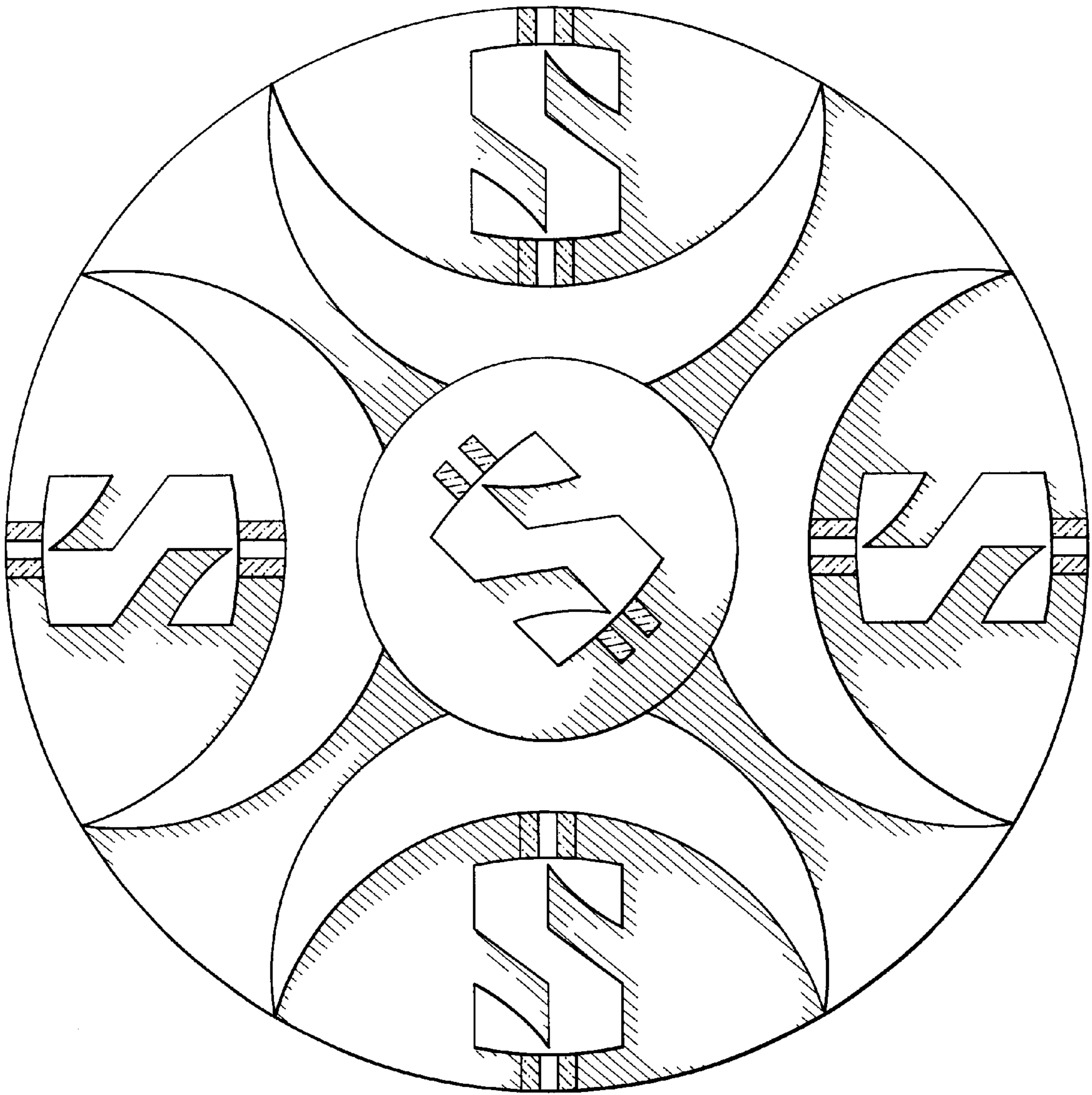


FIG. 2

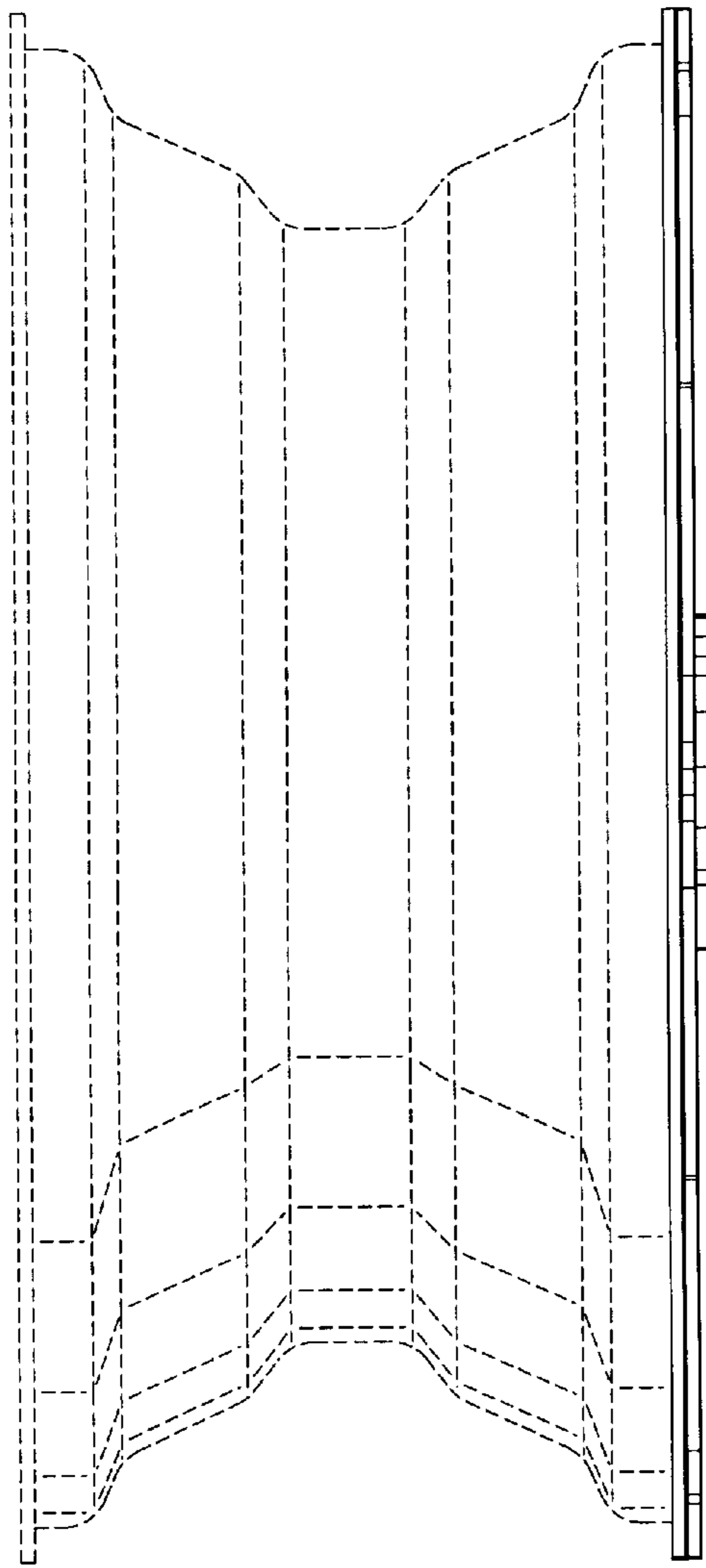


FIG. 3

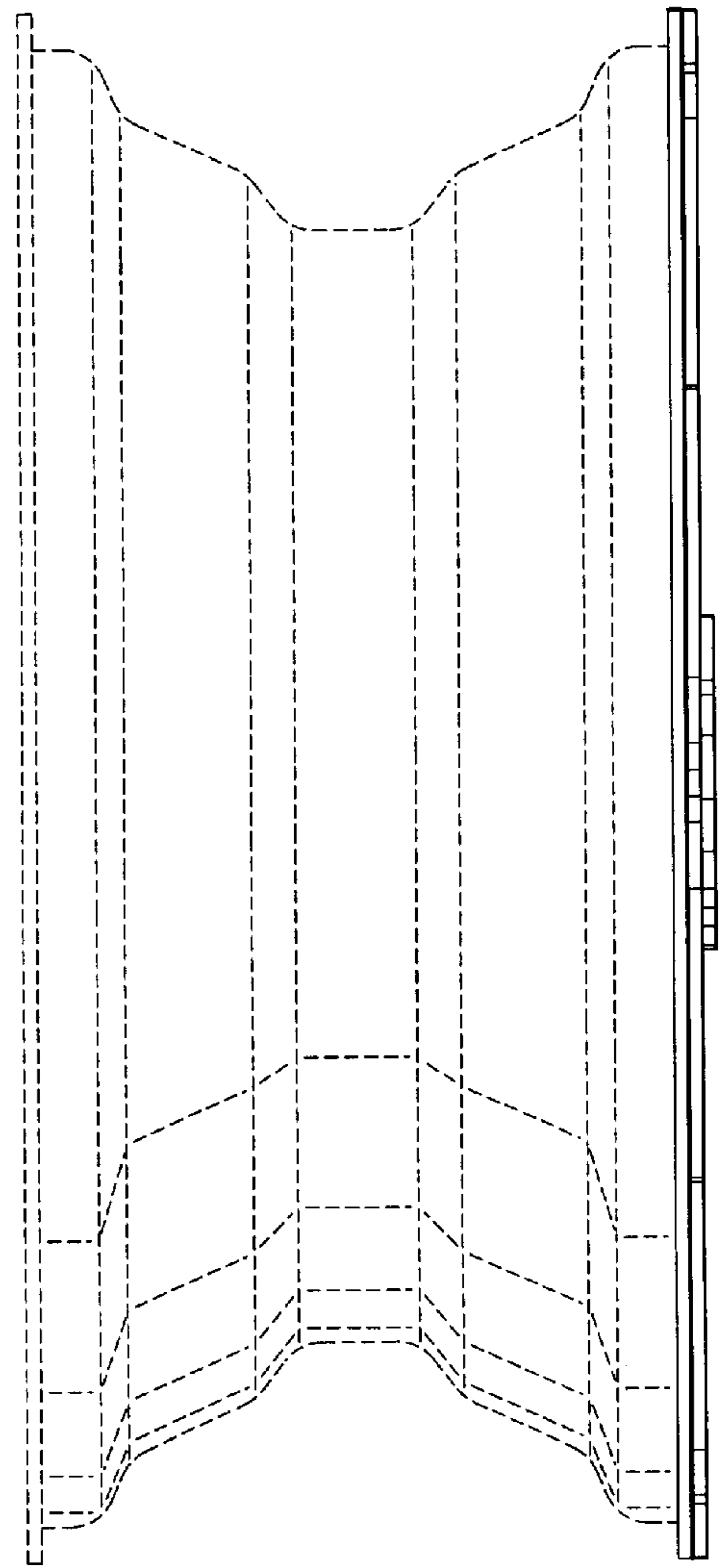


FIG. 4