



US00D474437S

(12) **United States Design Patent**
Lu

(10) **Patent No.:** **US D474,437 S**

(45) **Date of Patent:** **** May 13, 2003**

(54) **FLOOR MAT FOR VEHICLES**

(75) **Inventor:** **Michael Lu, Tainan Hsien (TW)**

(73) **Assignee:** **Packy Poda Inc., Tainan Hsien (TW)**

(**) **Term:** **14 Years**

(21) **Appl. No.:** **29/158,385**

(22) **Filed:** **Apr. 4, 2002**

(51) **LOC (7) Cl.** **12-16**

(52) **U.S. Cl.** **D12/203**

(58) **Field of Search** **D12/203; D6/582-586, D6/592; 296/97.23; 280/163, 164.1; 15/215-217**

(56) **References Cited**

U.S. PATENT DOCUMENTS

D421,950 S	*	3/2000	Lu	D12/203
D429,204 S	*	8/2000	Lu	D12/203
D432,478 S	*	10/2000	Lu	D12/203
D432,966 S	*	10/2000	Iacovelli et al.	D12/203
D433,983 S	*	11/2000	Lu	D12/203
D439,874 S	*	4/2001	Hussaini et al.	D12/203
D450,285 S	*	11/2001	Lu	D12/203
D454,321 S	*	3/2002	Lu	D12/203

D454,322 S	*	3/2002	Lu	D12/203
D454,323 S	*	3/2002	Lu	D12/203
D454,324 S	*	3/2002	Lu	D12/203
D458,884 S	*	6/2002	Kraines	D12/203

* cited by examiner

Primary Examiner—Stacia Cadmus

(74) *Attorney, Agent, or Firm*—Alan Kamrath; Rider, Bennett, Egan & Arundel, LLP

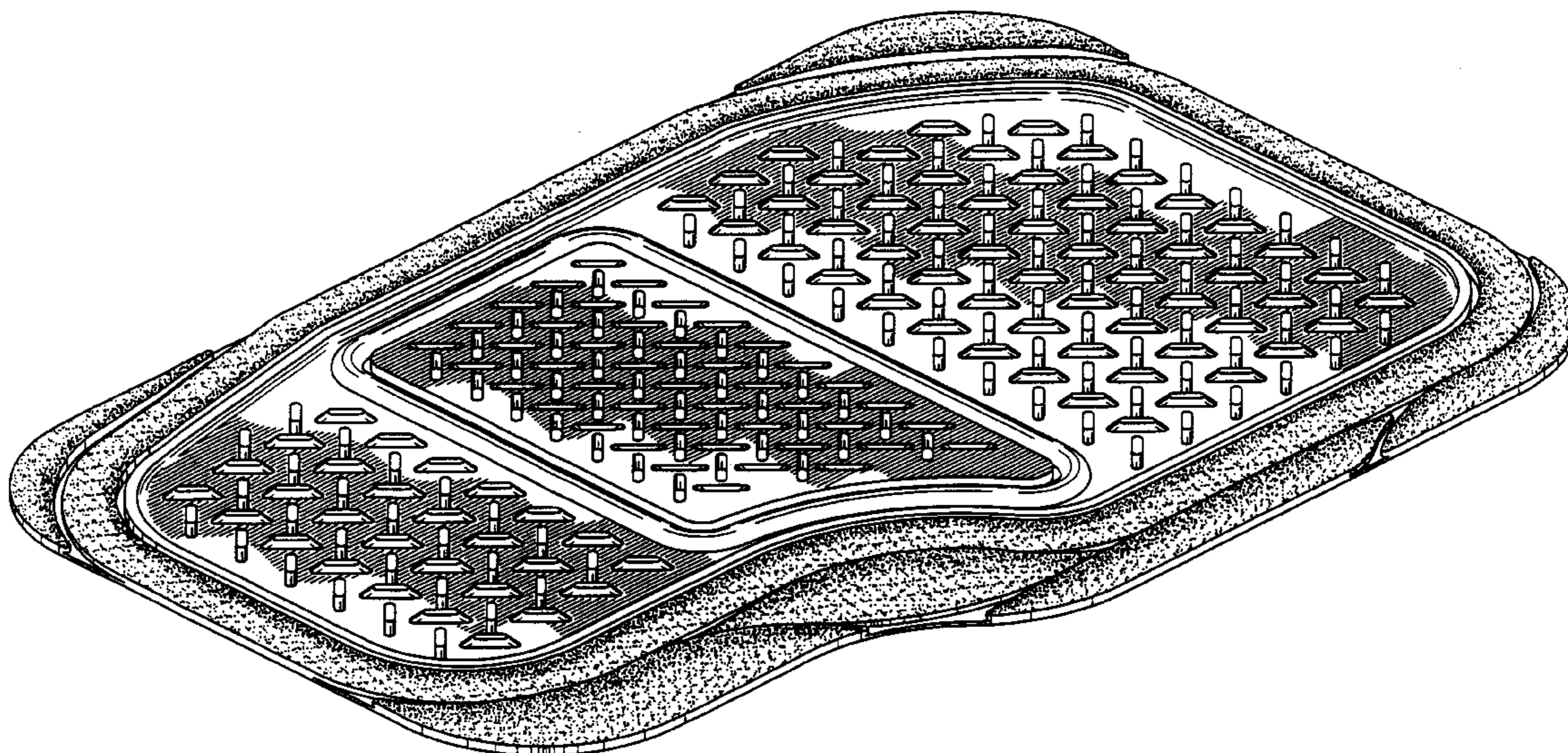
(57) **CLAIM**

The ornamental design for a floor mat for vehicles, as shown and described.

DESCRIPTION

FIG. 1 is a perspective view of a floor mat for vehicles showing my new design;
 FIG. 2 is a front elevational view thereof;
 FIG. 3 is a rear elevational view thereof;
 FIG. 4 is a left side elevational view thereof;
 FIG. 5 is a right side elevational view thereof;
 FIG. 6 is a top plan view thereof; and,
 FIG. 7 is a bottom plan view thereof.

1 Claim, 5 Drawing Sheets



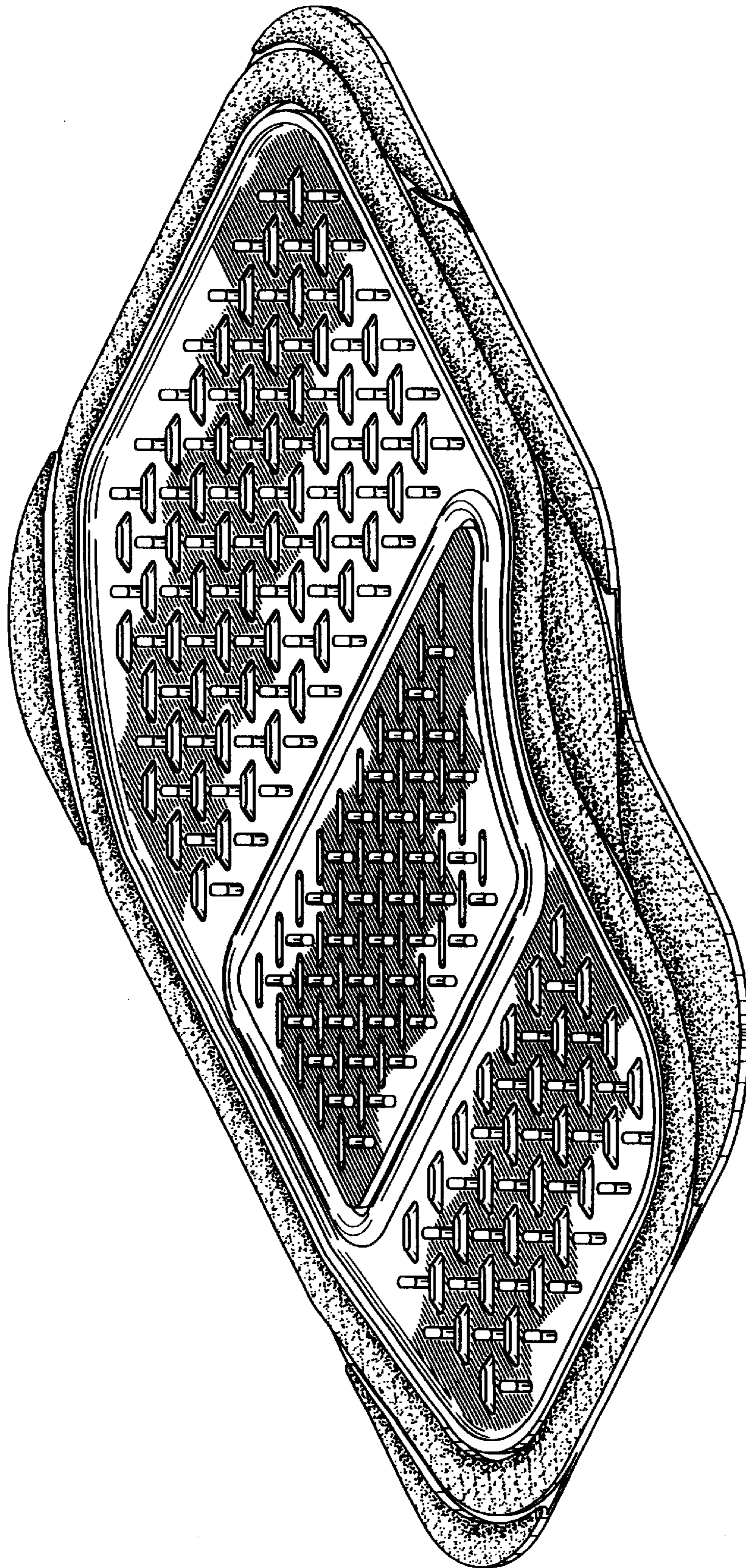


FIG. 1



FIG. 2



FIG. 3



FIG. 4



FIG. 5

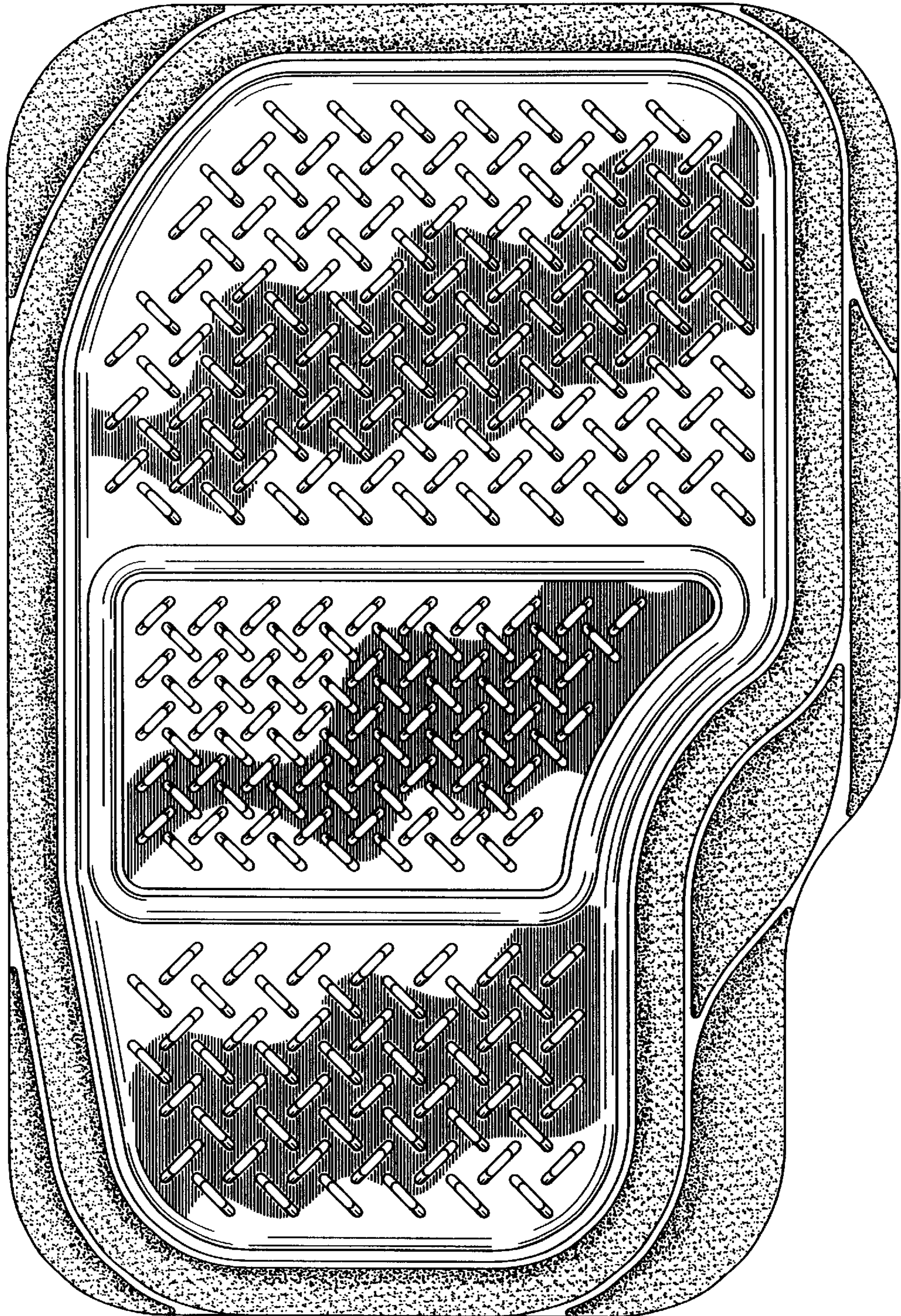


FIG. 6

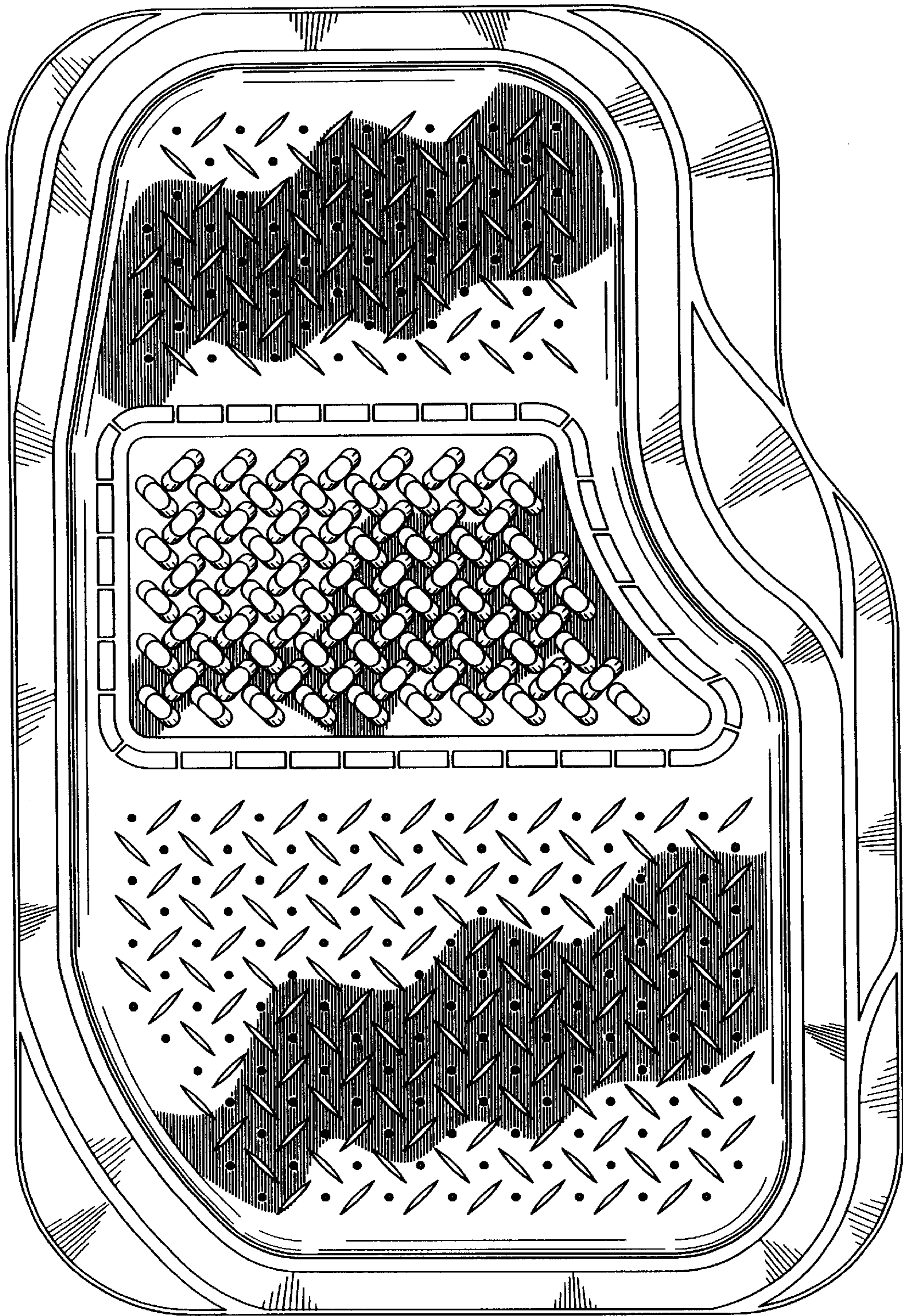


FIG. 7