



US00D474424S

(12) **United States Design Patent**  
**Tachibana et al.**

(10) **Patent No.:** **US D474,424 S**

(45) **Date of Patent:** **\*\* May 13, 2003**

(54) **AUTOMOBILE**

(75) Inventors: **Kunihiko Tachibana**, Saitama (JP);  
**Hiroshi Ishibashi**, Saitama (JP);  
**Hideyuki Ikeda**, Saitama (JP);  
**Yasuharu Ishino**, Saitama (JP)

(73) Assignee: **Honda Giken Kogyo Kabushiki Kaisha**, Tokyo (JP)

(\*\*) Term: **14 Years**

(21) Appl. No.: **29/164,822**

(22) Filed: **Aug. 1, 2002**

(30) **Foreign Application Priority Data**

Feb. 8, 2002 (JP) ..... 2002-003147

(51) **LOC (7) Cl.** ..... **12-08**

(52) **U.S. Cl.** ..... **D12/92**

(58) **Field of Search** ..... D12/90-92, 86;  
296/185

(56) **References Cited**

**U.S. PATENT DOCUMENTS**

D396,829 S 8/1998 Takashima et al. .... D12/92  
D402,595 S 12/1998 Tamura et al. .... D12/92

D447,984 S \* 9/2001 Uchino et al. .... D12/92  
D449,019 S \* 10/2001 Simpson et al. .... D12/92  
D466,054 S \* 11/2002 Hsu ..... D12/92

**OTHER PUBLICATIONS**

English Translation of Office Action for Design Appln. No. 2002-003147, Oct. 9, 2002.

\* cited by examiner

*Primary Examiner*—Melody N. Brown

(74) *Attorney, Agent, or Firm*—Armstrong, Westerman & Hattori, LLP


(57) **CLAIM**

The ornamental design for a automobile, as shown and described.


**DESCRIPTION**

FIG. 1 is a front perspective view of automobile, showing our new design;  
FIG. 2 is a rear perspective view thereof;  
FIG. 3 is a front elevation view thereof;  
FIG. 4 is a rear elevation view thereof;  
FIG. 5 is a top plan view of thereof;  
FIG. 6 is a right side elevation view thereof; and,  
FIG. 7 is a left side elevation view thereof.

**1 Claim, 4 Drawing Sheets**



F I G. 1



F I G. 2




FIG. 3





FIG. 4



F I G. 5

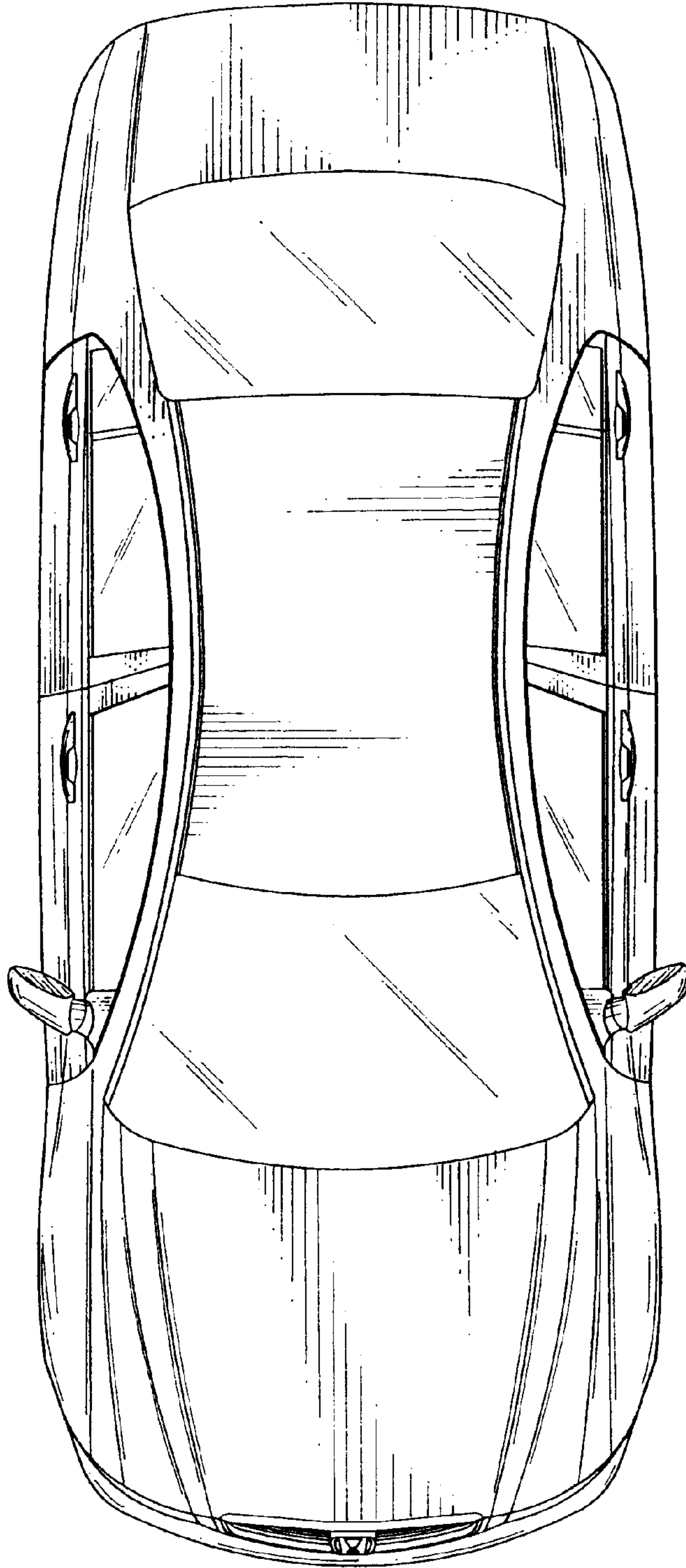




FIG. 6

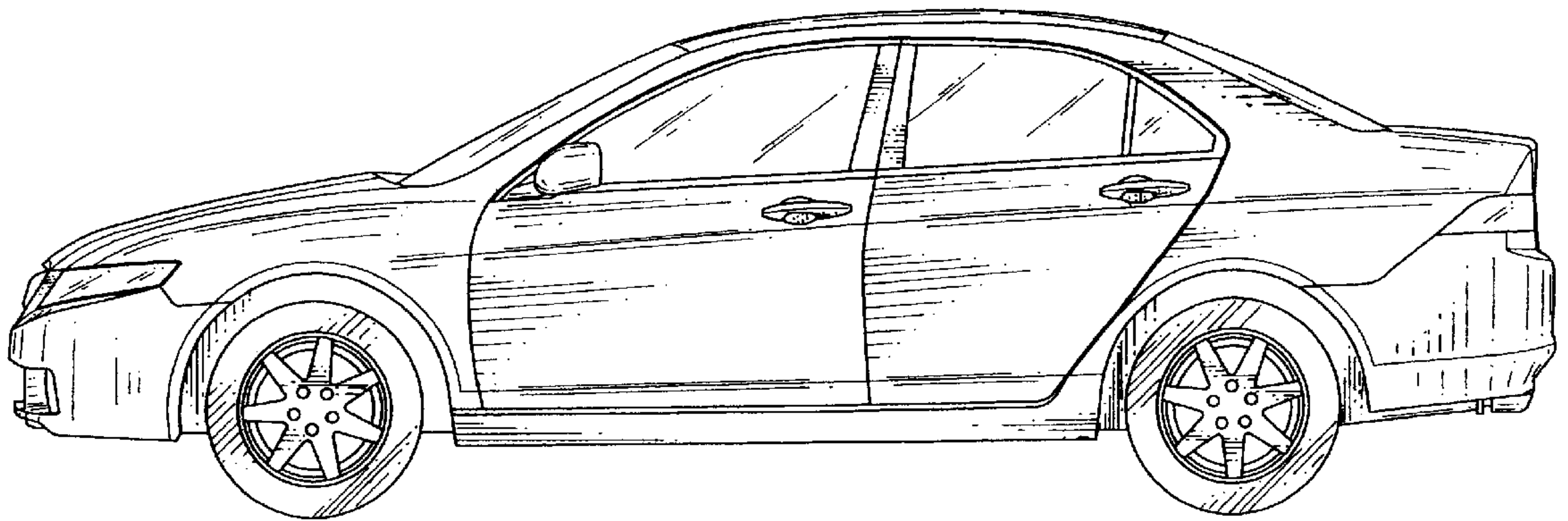


FIG. 7

